



US00D707898S

(12) **United States Design Patent**
Ma

(10) **Patent No.:** **US D707,898 S**
(45) **Date of Patent:** **** Jun. 24, 2014**

(54) **DOG COLLAR**

(71) Applicant: **SLIS Inc.**, Darien, IL (US)

(72) Inventor: **Jiadong Ma**, Darien, IL (US)

(73) Assignee: **SLIS, Inc.**, Darien, IL (US)

(**) Term: **14 Years**

(21) Appl. No.: **29/472,531**

(22) Filed: **Nov. 13, 2013**

(30) **Foreign Application Priority Data**

Jul. 11, 2013 (EM) 002340596-0001
Jul. 11, 2013 (EM) 002340596-0002
Sep. 25, 2013 (CN) 2013 3 0456624

(51) **LOC (10) Cl.** **30-04**

(52) **U.S. Cl.**
USPC **D30/152**; D26/38

(58) **Field of Classification Search**
CPC ... A01K 27/006; F21Y 2101/02; F21S 4/006;
F21V 21/145
USPC D30/144, 145, 151, 152, 153, 154, 155,
D30/199; 119/712, 718, 719, 720, 721, 856,
119/858, 859, 860; D26/37, 38, 39;
D10/65; 362/103, 108; D2/891, 894;
455/456.1

See application file for complete search history.

(56) **References Cited**

U.S. PATENT DOCUMENTS

5,474,033 A * 12/1995 Mitchell, Jr. 119/860
D417,039 S * 11/1999 Smith et al. D30/152

D422,757 S * 4/2000 Levine D30/155
D442,714 S * 5/2001 Warden D26/38
D444,599 S * 7/2001 Guerry, Jr. D30/155
D445,518 S * 7/2001 Warden D26/38
D516,756 S * 3/2006 Curtis D30/153
D535,790 S * 1/2007 Curtis D30/153
D578,256 S * 10/2008 Miller D30/153
D640,151 S * 6/2011 Hill D10/65
D648,905 S * 11/2011 Maurer D30/153
D685,958 S * 7/2013 Wolfson D30/154
2005/0257752 A1 * 11/2005 Langer 119/712
2006/0278178 A1 * 12/2006 Morrison-Gale 119/858
2007/0107673 A1 * 5/2007 Langer et al. 119/859
2012/0048213 A1 * 3/2012 Konovalov 119/718

OTHER PUBLICATIONS

PetMartop Website, "LED Dog Collar" (<http://www.petmartop.com/product.asp?ClassID=001006001>) retrieved Apr. 4, 2014.

* cited by examiner

Primary Examiner — Caron D. Veynar

Assistant Examiner — Martie K Holtje

(74) *Attorney, Agent, or Firm* — Greenberg Traurig, LLP

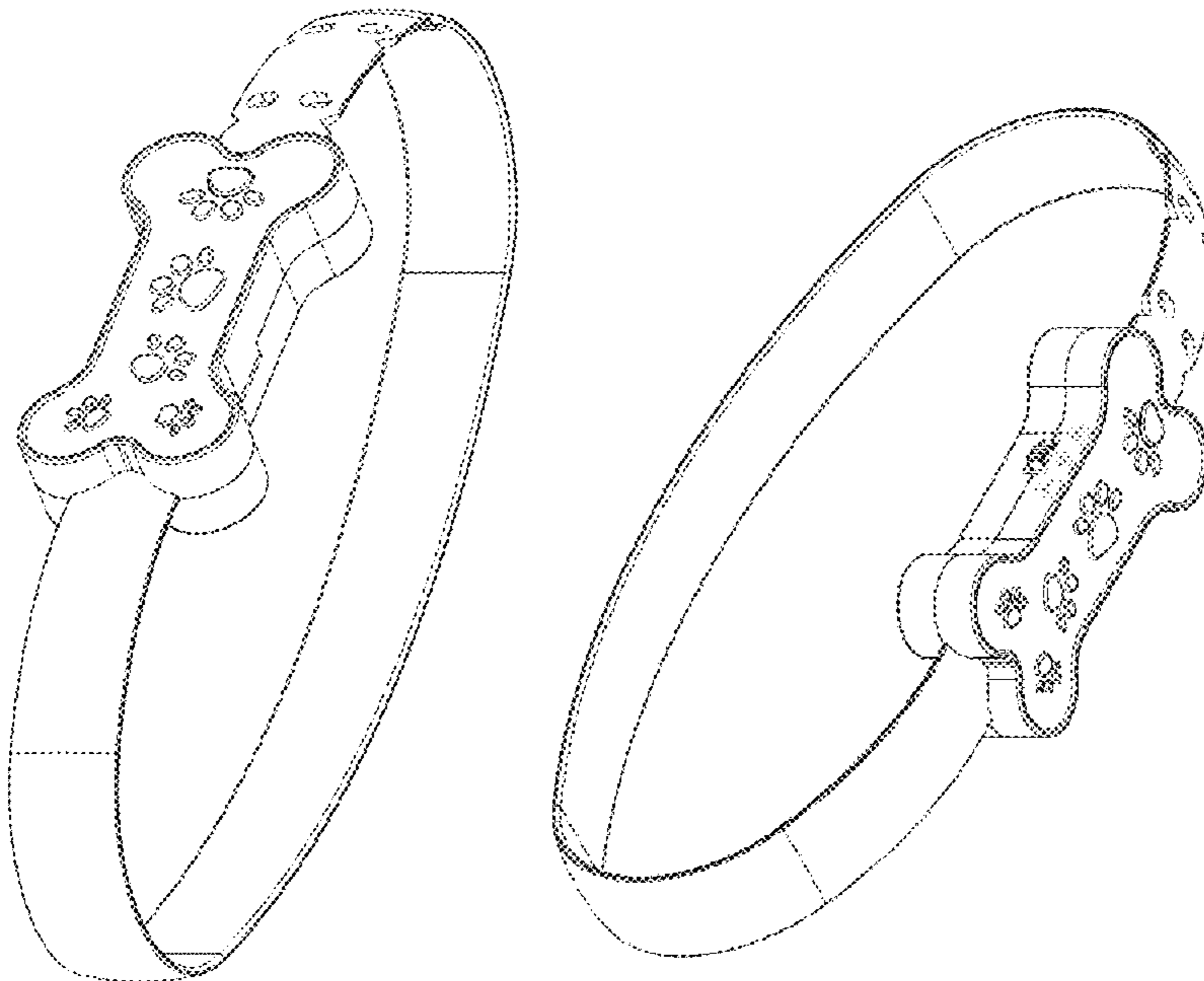
(57) **CLAIM**

What is claimed is the ornamental design for a dog collar, as shown and described.

DESCRIPTION

FIG. 1 is a top perspective view of a dog collar showing my new design;
FIG. 2 is a right side perspective view thereof;
FIG. 3 is left side perspective view thereof;
FIG. 4 is an end perspective view thereof;
FIG. 5 is a second left side perspective view thereof; and,
FIG. 6 is a bottom perspective view thereof.

1 Claim, 6 Drawing Sheets



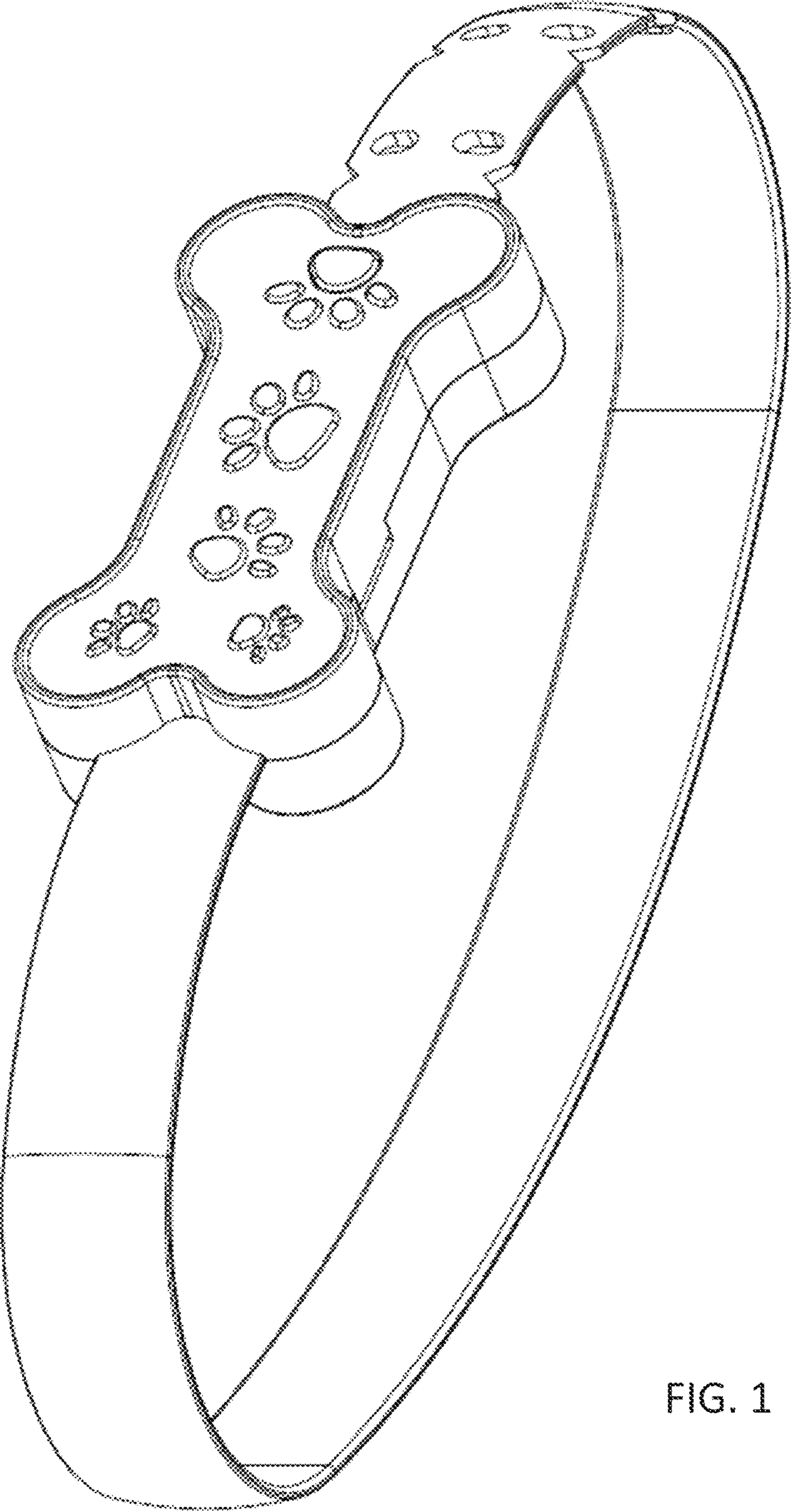


FIG. 1

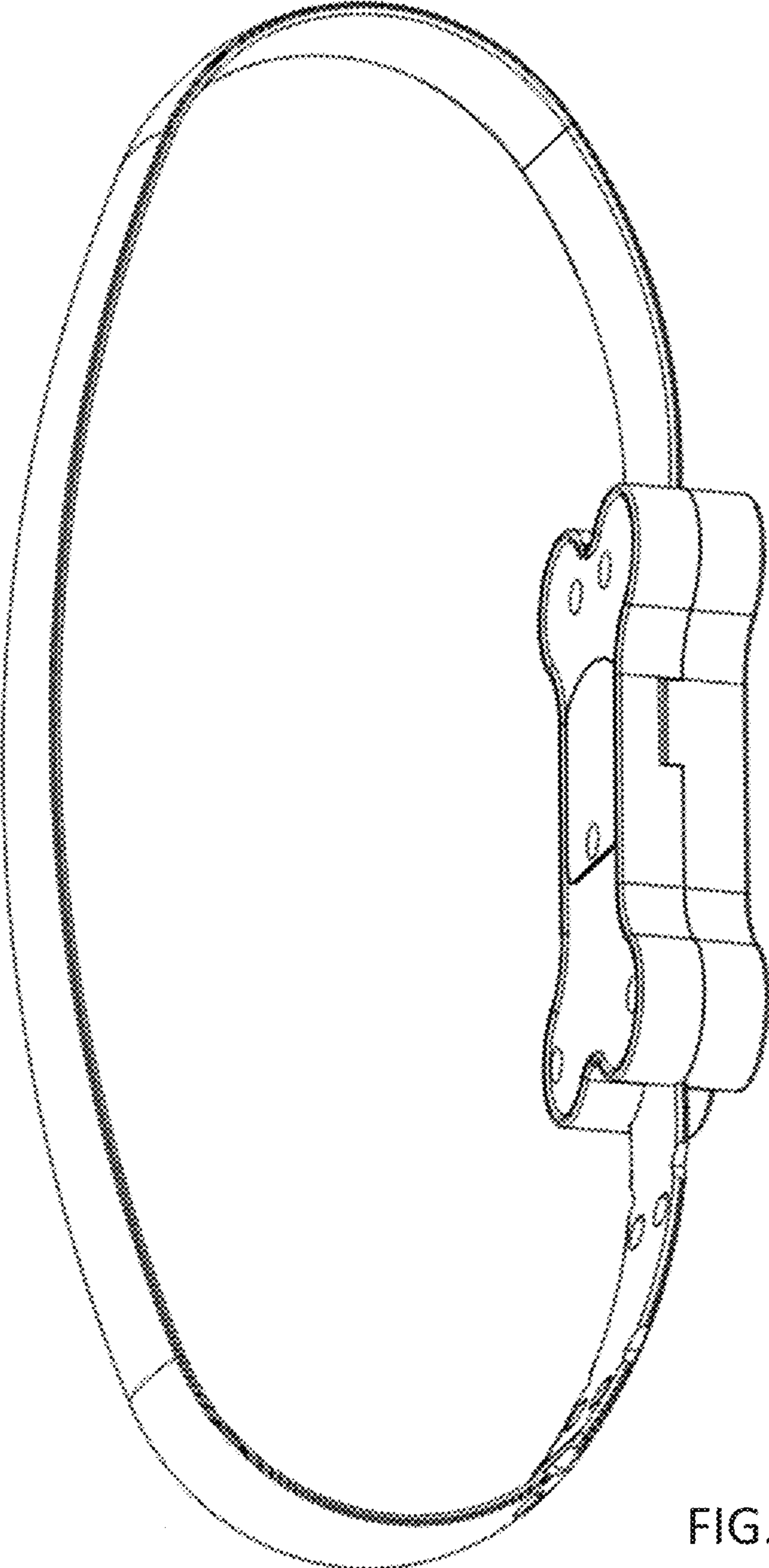


FIG. 2

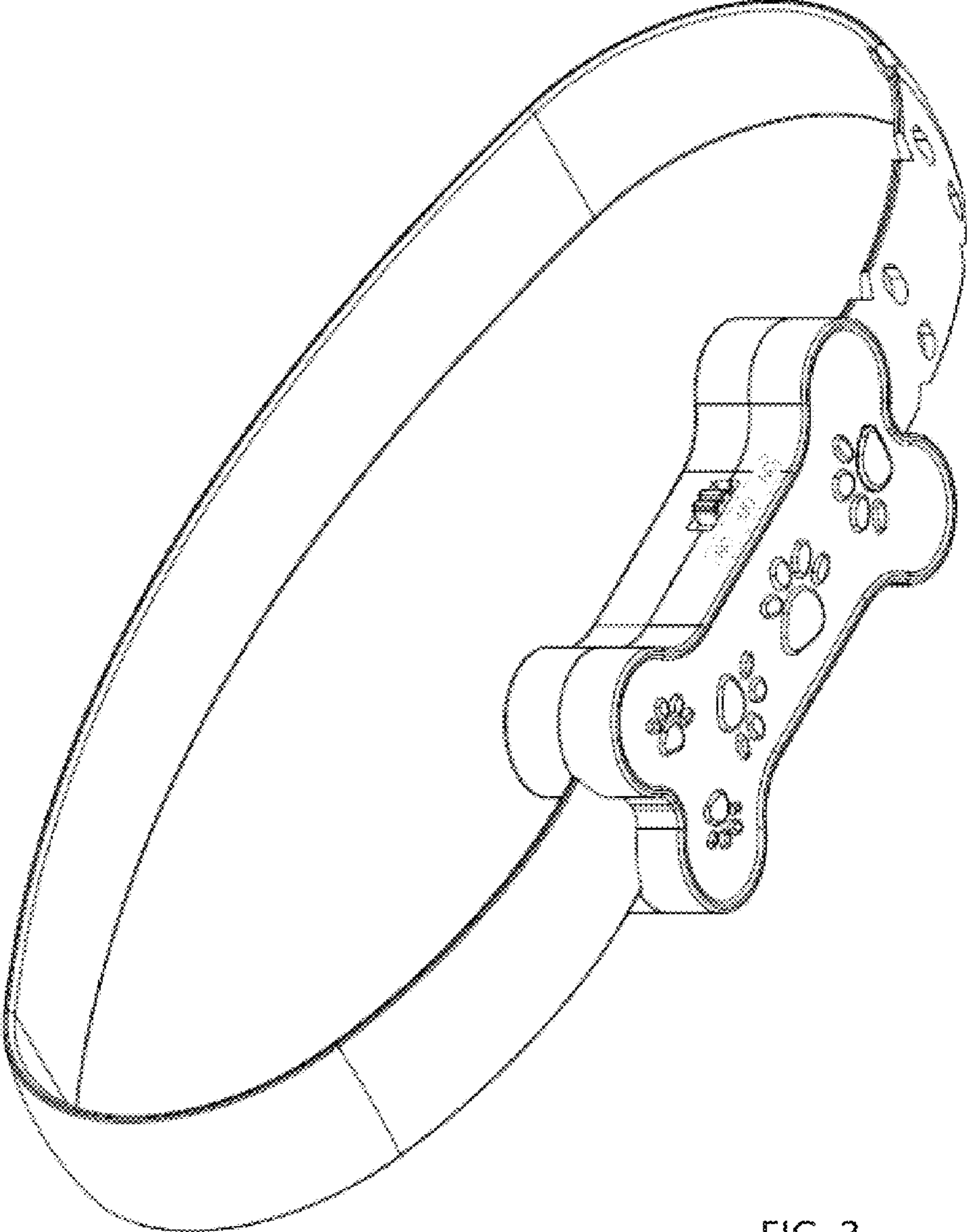


FIG. 3

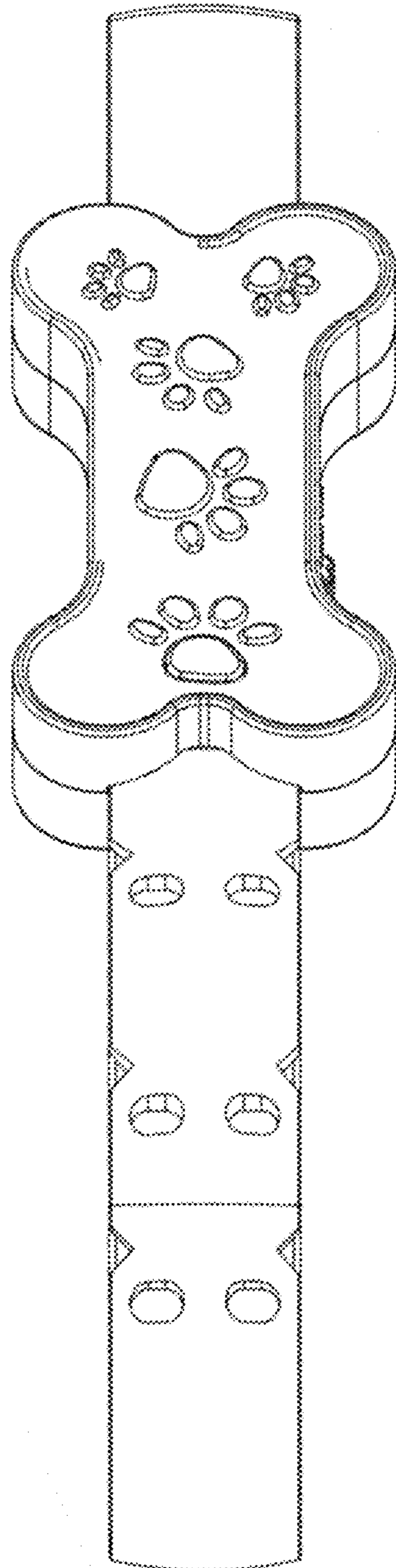


FIG. 4

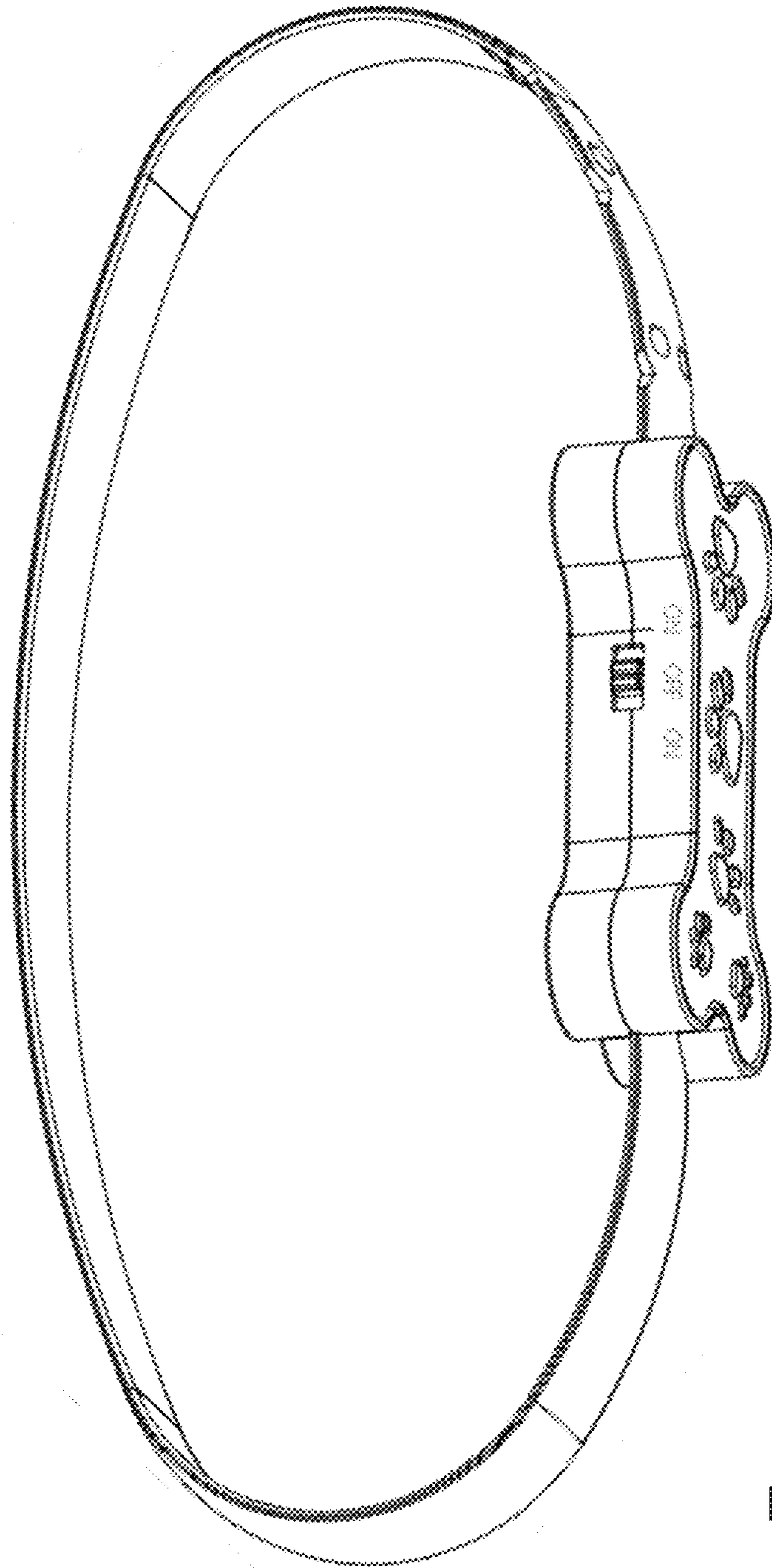


FIG. 5

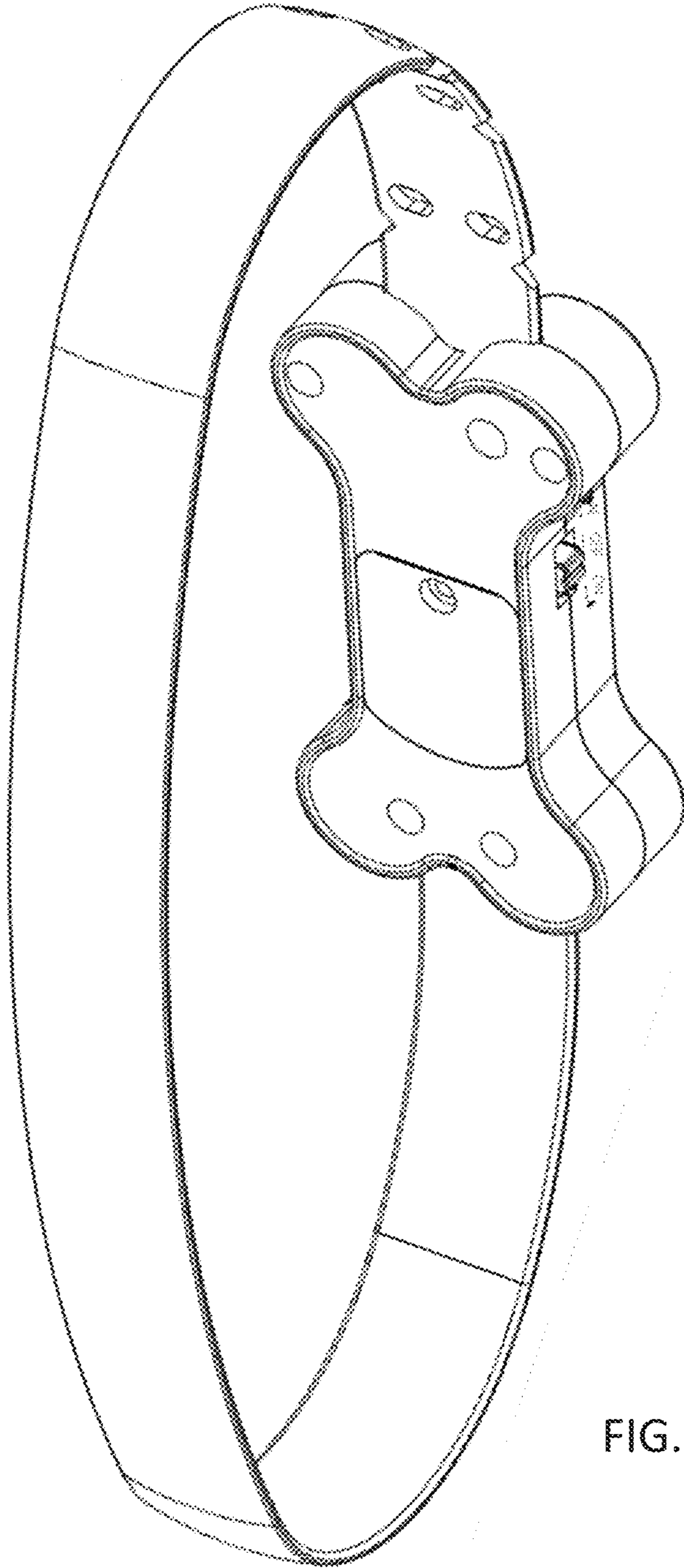


FIG. 6