



US00D707892S

(12) **United States Design Patent**  
**Stebila et al.**

(10) **Patent No.:** **US D707,892 S**  
(45) **Date of Patent:** **\*\* Jun. 24, 2014**

- (54) **DENTAL FLOSS DEVICE**
- (71) Applicant: **Ranir, LLC**, Grand Rapids, MI (US)
- (72) Inventors: **Jonathan M. Stebila**, Grand Rapids, MI (US); **Roswell B. Stilwill, V**, Grand Rapids, MI (US)
- (73) Assignee: **Ranier, LLC**, Grand Rapids, MI (US)

6,085,760 A	7/2000	Chodorow	
D443,113 S	5/2001	Chodorow	
D455,232 S	4/2002	Chodorow	
D456,566 S	4/2002	Chodorow	
D489,490 S *	5/2004	Chodorow	D28/68
D500,175 S *	12/2004	Hood	D28/67
D545,968 S *	7/2007	Sullivan	D24/161
D594,157 S *	6/2009	Nanda	D28/66
D612,104 S *	3/2010	Chodorow et al.	D28/66
D665,131 S *	8/2012	Nanda	D28/66

(\*\*) Term: **14 Years**

(21) Appl. No.: **29/454,902**

(22) Filed: **May 15, 2013**

(51) **LOC (10) Cl.** ..... **28-03**

(52) **U.S. Cl.**  
USPC ..... **D28/66**

(58) **Field of Classification Search**  
USPC ..... D28/31, 56, 65-68, 73; D24/152;  
433/141, 146-147; 132/322-329  
See application file for complete search history.

(56) **References Cited**

**U.S. PATENT DOCUMENTS**

D345,824 S *	4/1994	Fitz	D28/67
D408,589 S	4/1999	Chodorow	

\* cited by examiner

*Primary Examiner* — Zenia Bennett

(74) *Attorney, Agent, or Firm* — Warner Norcross & Judd LLP


(57) **CLAIM**

The ornamental design for a dental floss device, as shown and described.

**DESCRIPTION**

FIG. 1 is a perspective view of the dental floss device embodying the new design;  
FIG. 2 is a front view of the design, the rear view being a mirror image thereof;  
FIG. 3 is a right side view thereof;  
FIG. 4 is a left side view thereof;  
FIG. 5 is a top view thereof; and,  
FIG. 6 is a bottom view thereof.

**1 Claim, 2 Drawing Sheets**






Fig. 1




Fig. 2



Fig. 3

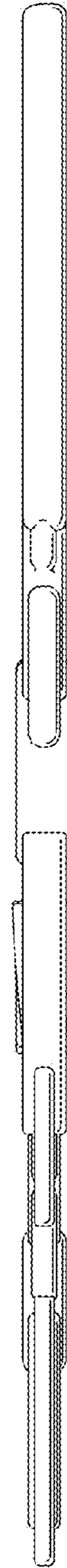


Fig. 4

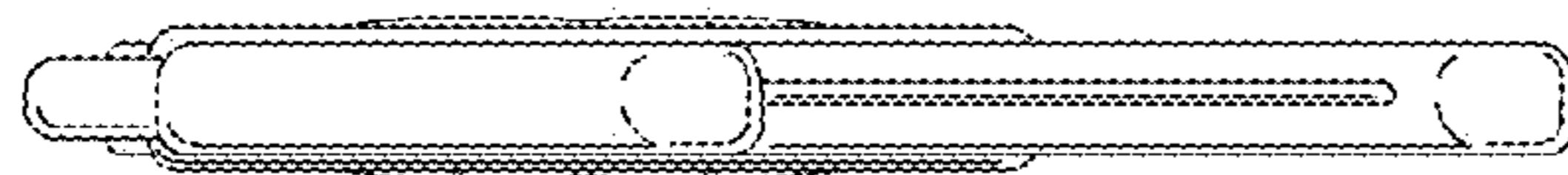


Fig. 5




Fig. 6