



US00D707861S

(12) **United States Design Patent**
Lai

(10) **Patent No.:** **US D707,861 S**
(45) **Date of Patent:** **** Jun. 24, 2014**

(54) **EXTERIOR SURFACE CONFIGURATION OF
VEHICULAR HEADLIGHT**

(71) Applicant: **Litek Enterprise Co., Ltd.**, Tainan
(TW)

(72) Inventor: **Ching-Tsung Lai**, Tainan (TW)

(73) Assignee: **Litek Enterprise Co., Ltd.**, Tainan
(TW)

(**) Term: **14 Years**

(21) Appl. No.: **29/435,501**

(22) Filed: **Oct. 24, 2012**

(51) **LOC (10) Cl.** **26-06**

(52) **U.S. Cl.**
USPC **D26/28**

(58) **Field of Classification Search**
USPC D26/28-36; 362/459-468, 475-478,
362/485-487

See application file for complete search history.

(56) **References Cited**

U.S. PATENT DOCUMENTS

D490,174 S *	5/2004	Lin	D26/28
D493,550 S *	7/2004	Lin	D26/28
D495,813 S *	9/2004	Lin	D26/28
D508,136 S *	8/2005	Pfeiffer	D26/28
D518,581 S *	4/2006	Osawa	D26/28
D528,231 S *	9/2006	Ikeda	D26/28
D528,681 S *	9/2006	Nakahara	D26/28
D535,409 S *	1/2007	Yamaguchi	D26/28
D538,956 S *	3/2007	Ishii	D26/28
D544,614 S *	6/2007	Markefka	D26/28

* cited by examiner

Primary Examiner — Marcus Jackson

(74) *Attorney, Agent, or Firm* — Muncy, Geissler, Olds & Lowe, P.C.

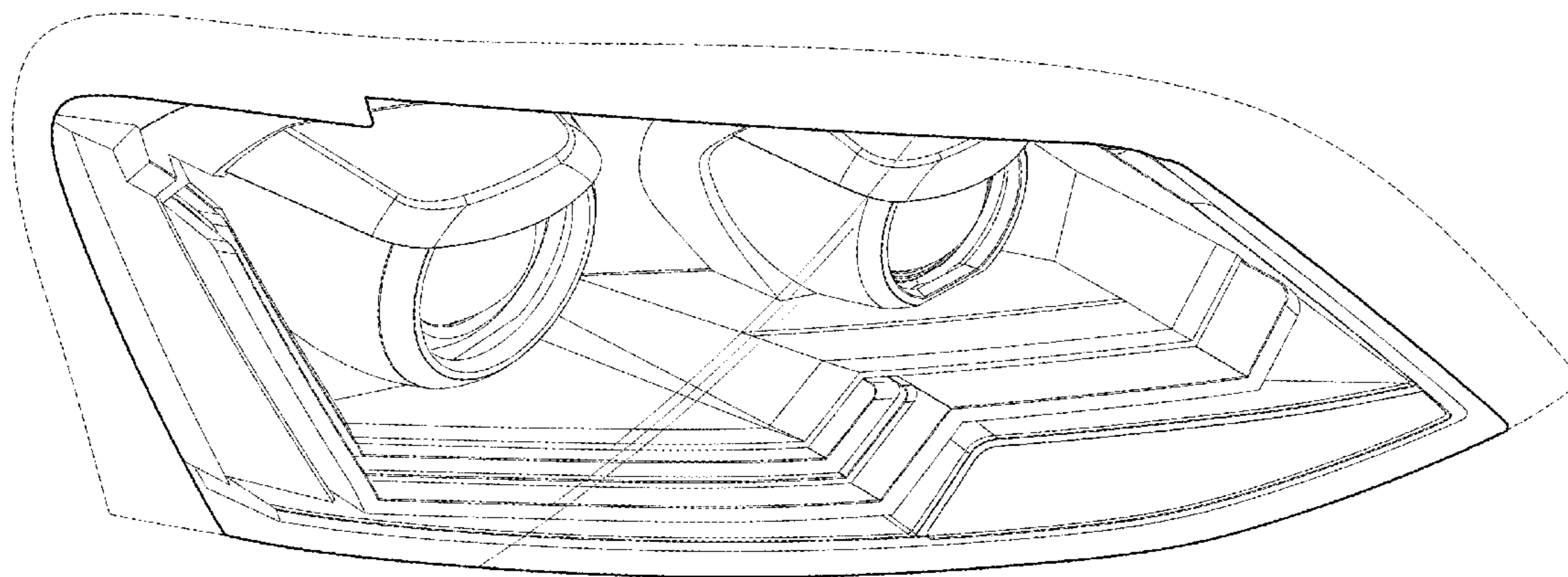
(57) **CLAIM**

I claim, the ornamental design for an exterior surface configuration of a vehicular headlight, as shown and described.

DESCRIPTION

FIG. 1 is a perspective view of an exterior surface configuration of a vehicular headlight showing my present design; FIG. 2 is a front view thereof; FIG. 3 is a left view thereof; and, FIG. 4 is a top plan view thereof.

1 Claim, 4 Drawing Sheets



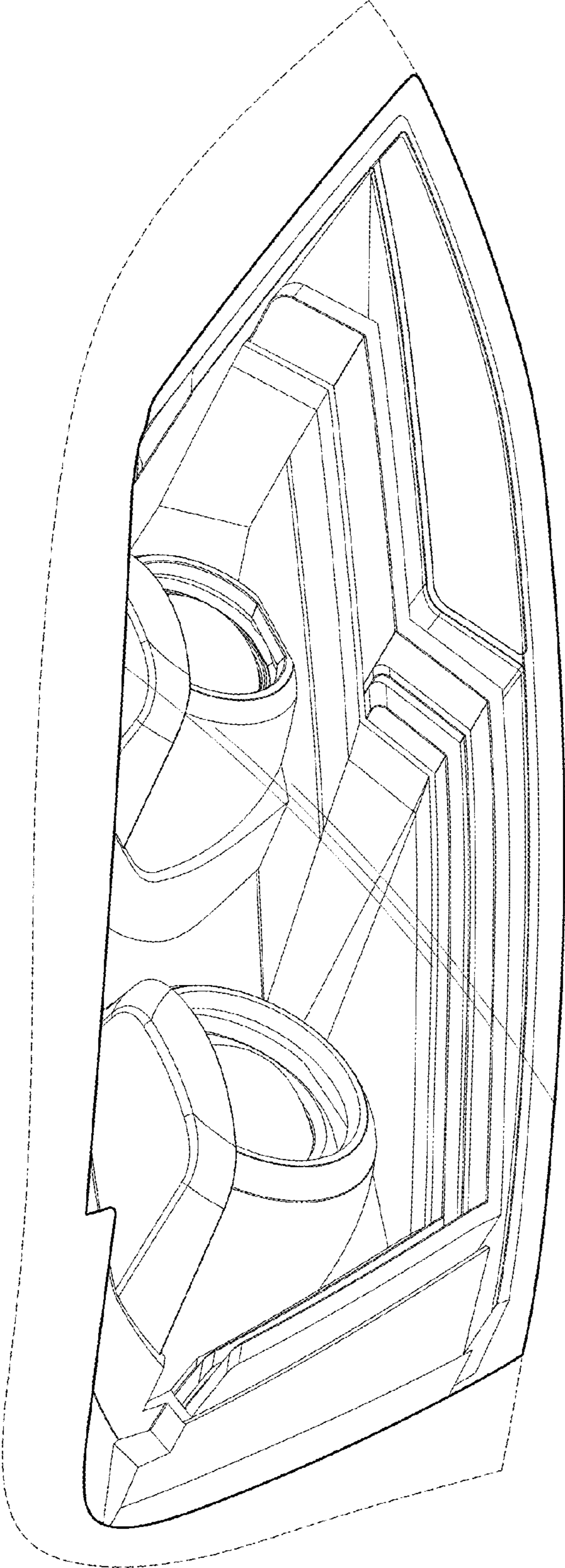


FIG. 1




FIG. 2

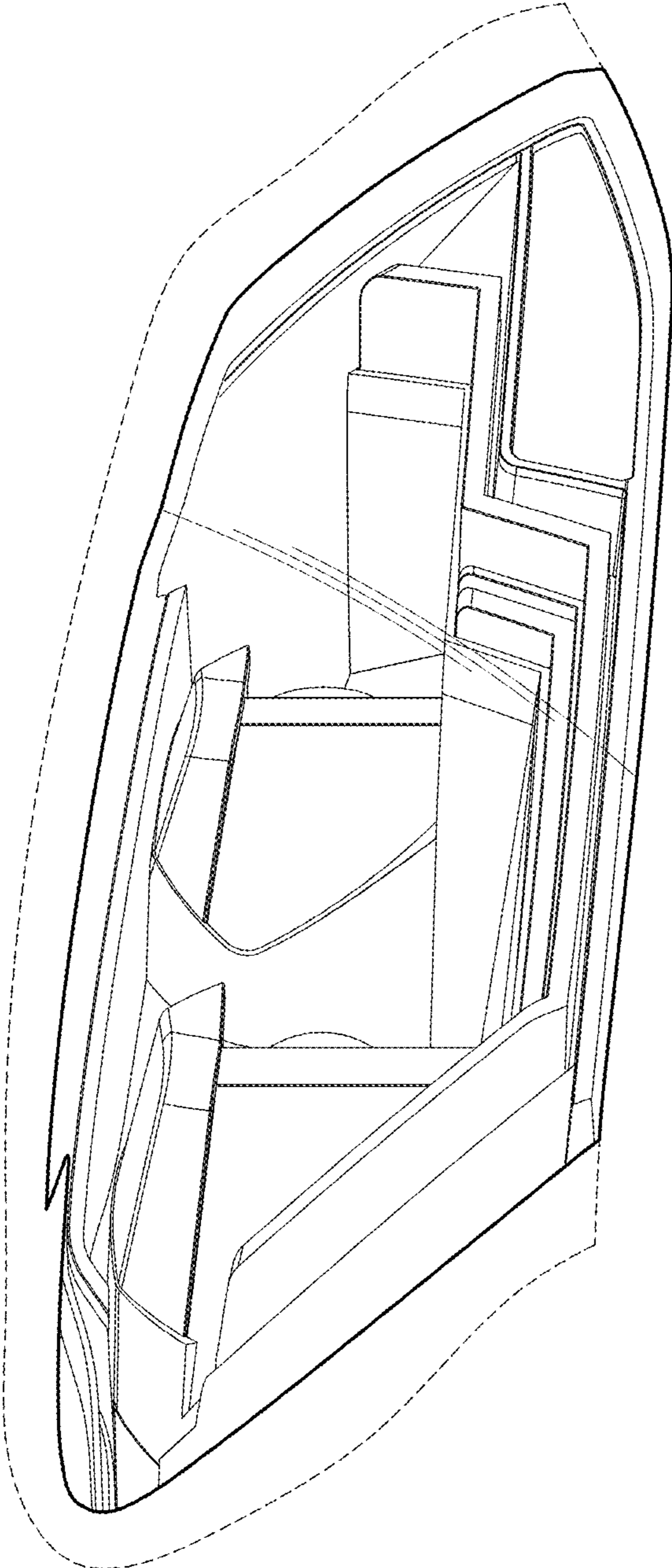


FIG. 3

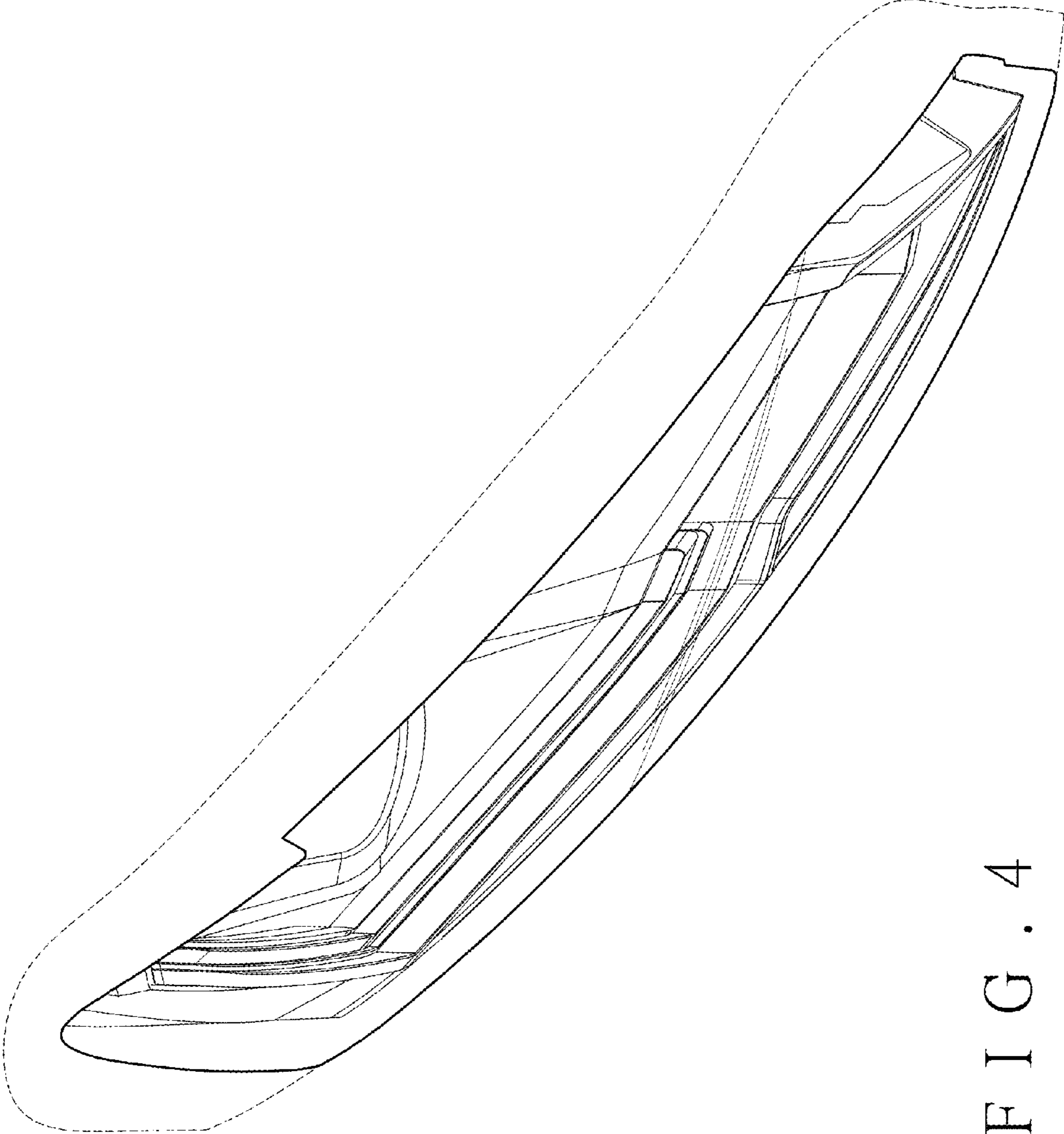


FIG. 4