

US00D707852S

(12) **United States Design Patent**
Maringer

(10) **Patent No.:** **US D707,852 S**
(45) **Date of Patent:** **** Jun. 24, 2014**

(54) **WINDOW**

(71) Applicant: **WFL Millturn Technologies GmbH & Co. KG**, Linz (AT)

(72) Inventor: **Herbert Maringer**, Sattledt (AT)

(73) Assignee: **WFL Millturn Technologies GmbH & Co. KG**, Linz (AT)

(**) Term: **14 Years**

(21) Appl. No.: **29/434,920**

(22) Filed: **Oct. 18, 2012**

(30) **Foreign Application Priority Data**

Apr. 18, 2012 (EM) 002028530-0005

(51) **LOC (10) Cl.** **25-02**

(52) **U.S. Cl.**
USPC **D25/48.7**

(58) **Field of Classification Search**
USPC D25/48.7

See application file for complete search history.

(56) **References Cited**

U.S. PATENT DOCUMENTS

1,219,378 A * 3/1917 Deibel 160/92
D555,256 S * 11/2007 Mattal et al. D25/48.7
8,006,442 B2 * 8/2011 Cheng et al. 52/144
2010/0011684 A1 * 1/2010 Neal 52/207

* cited by examiner

Primary Examiner — Doris Clark

(74) *Attorney, Agent, or Firm* — Collard & Roe, P.C.

(57) **CLAIM**

The ornamental design for a window, as shown and described.

DESCRIPTION

FIG. 1 is a front, top and right side perspective view of my design for a window;

FIG. 2 is a front view thereof;

FIG. 3 is a right side view thereof;

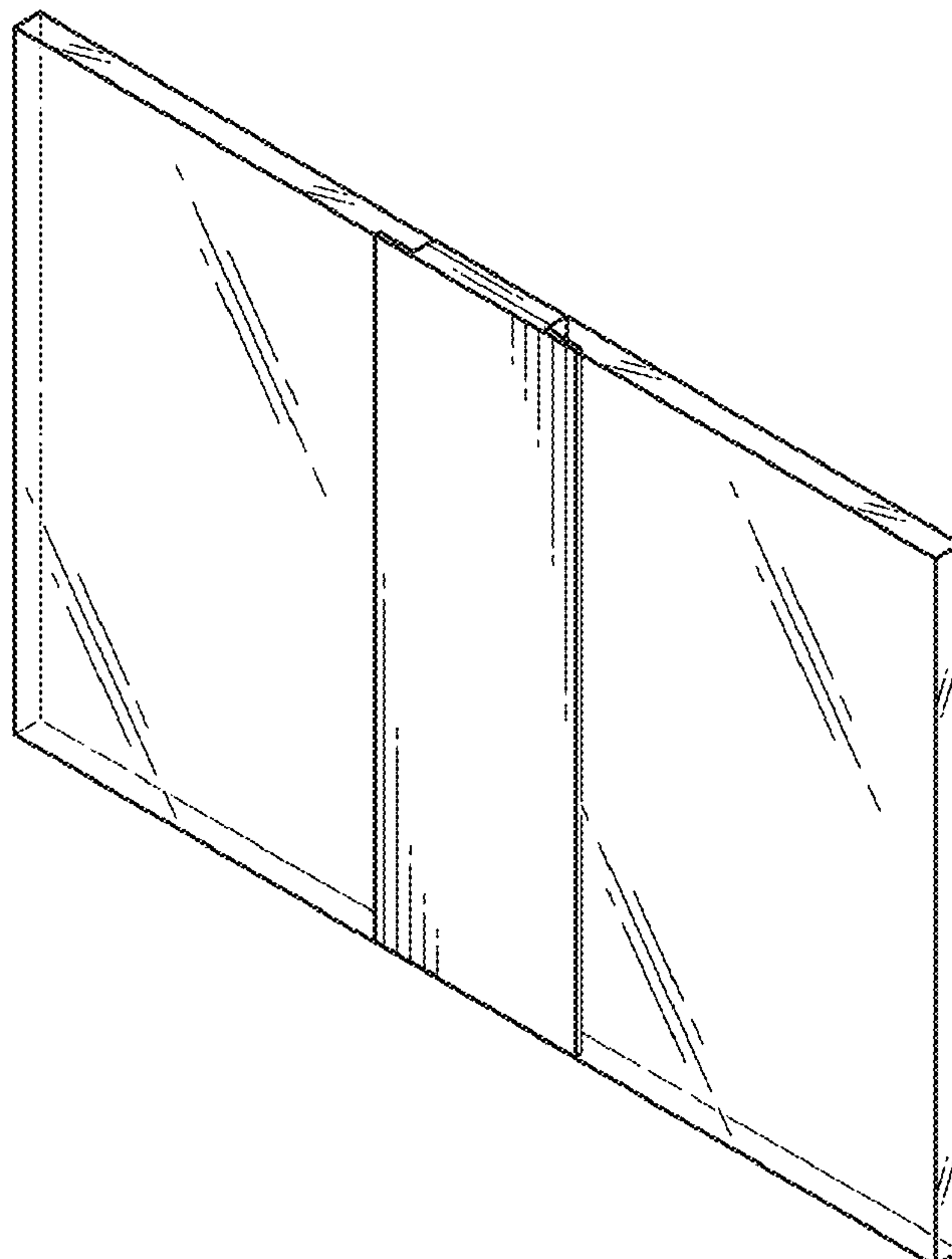
FIG. 4 is a rear view thereof;

FIG. 5 is a left side view thereof;

FIG. 6 is a top view thereof; and,

FIG. 7 is a bottom view thereof.

1 Claim, 2 Drawing Sheets



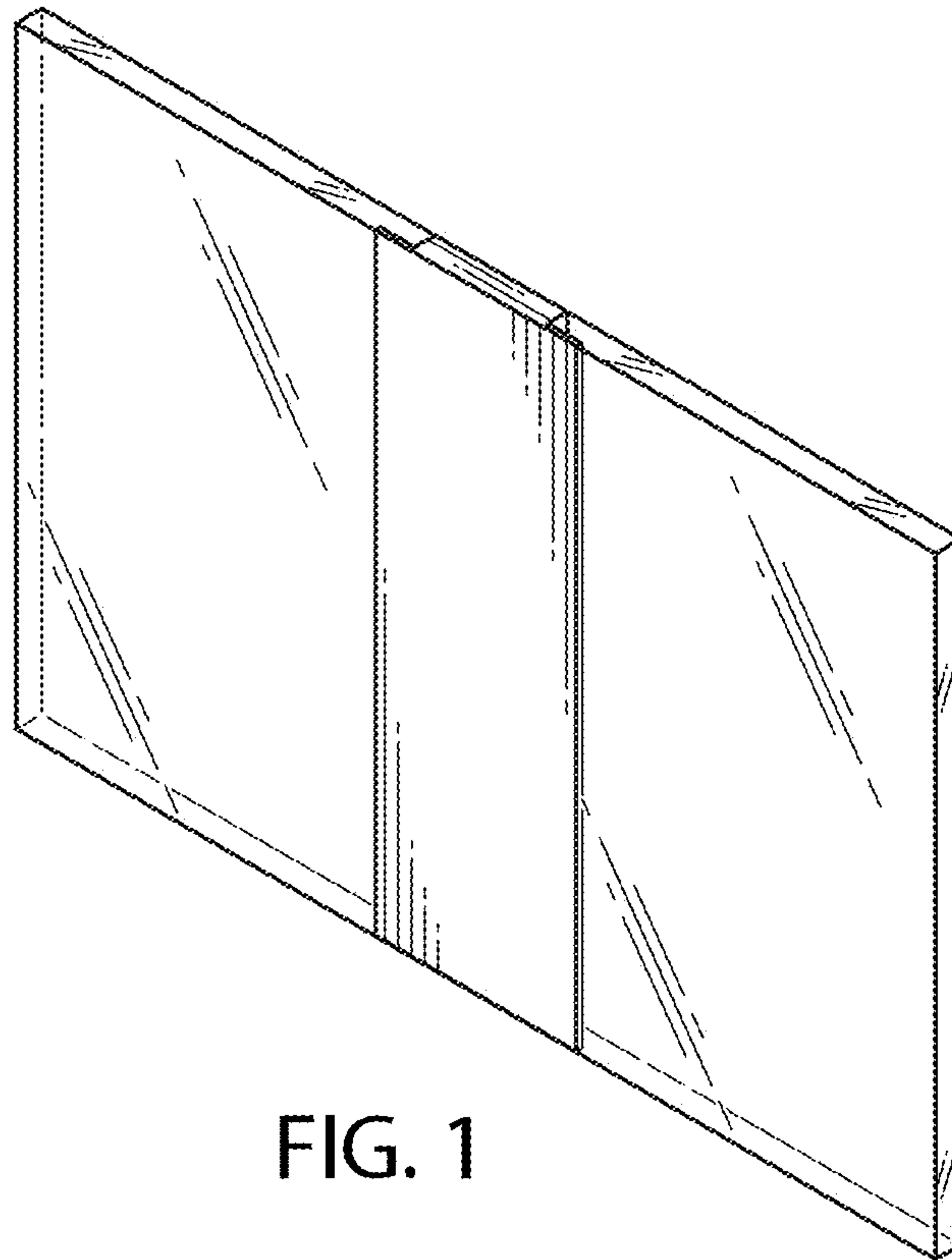


FIG. 1

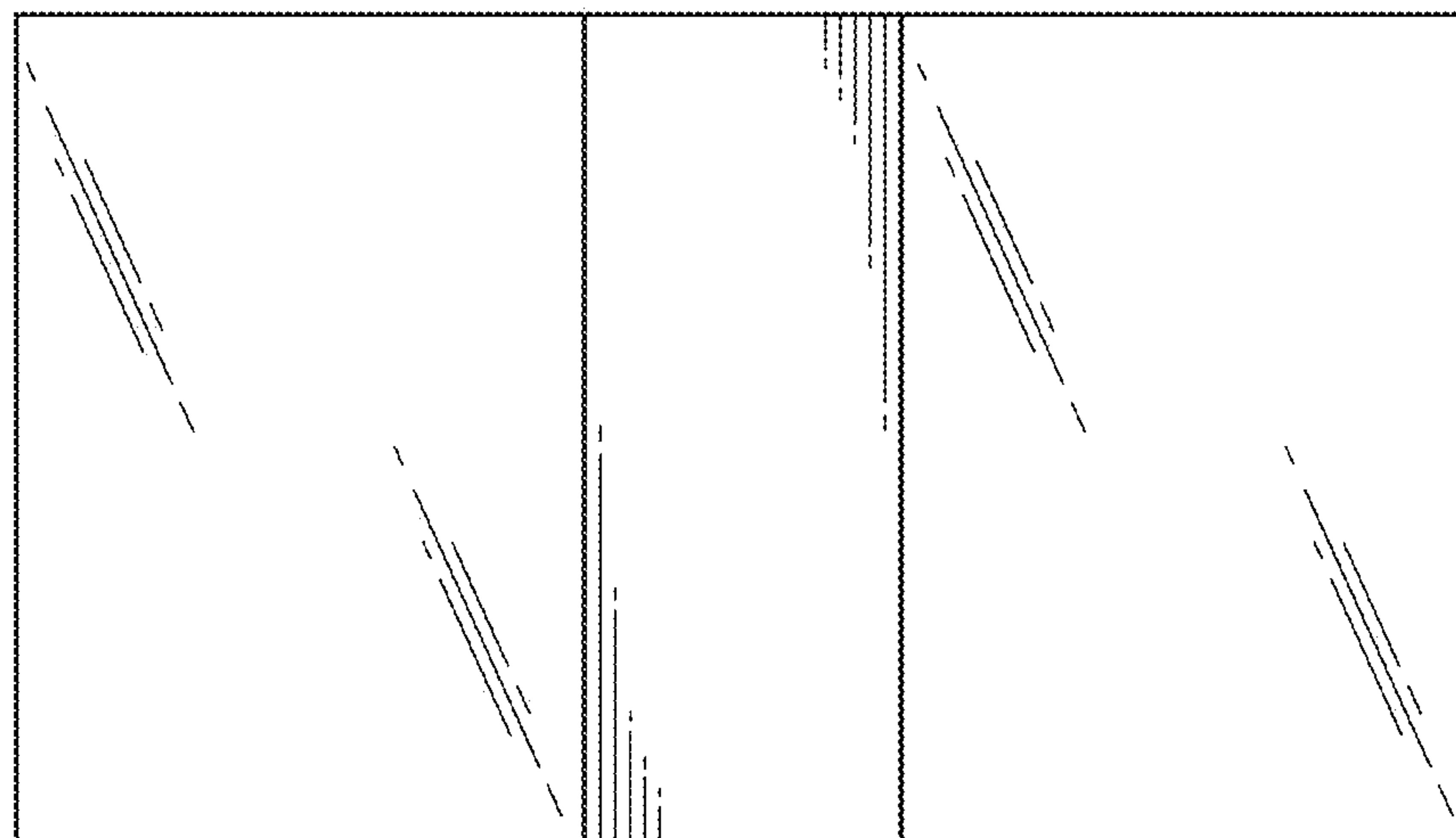


FIG. 2




FIG. 6



FIG. 3

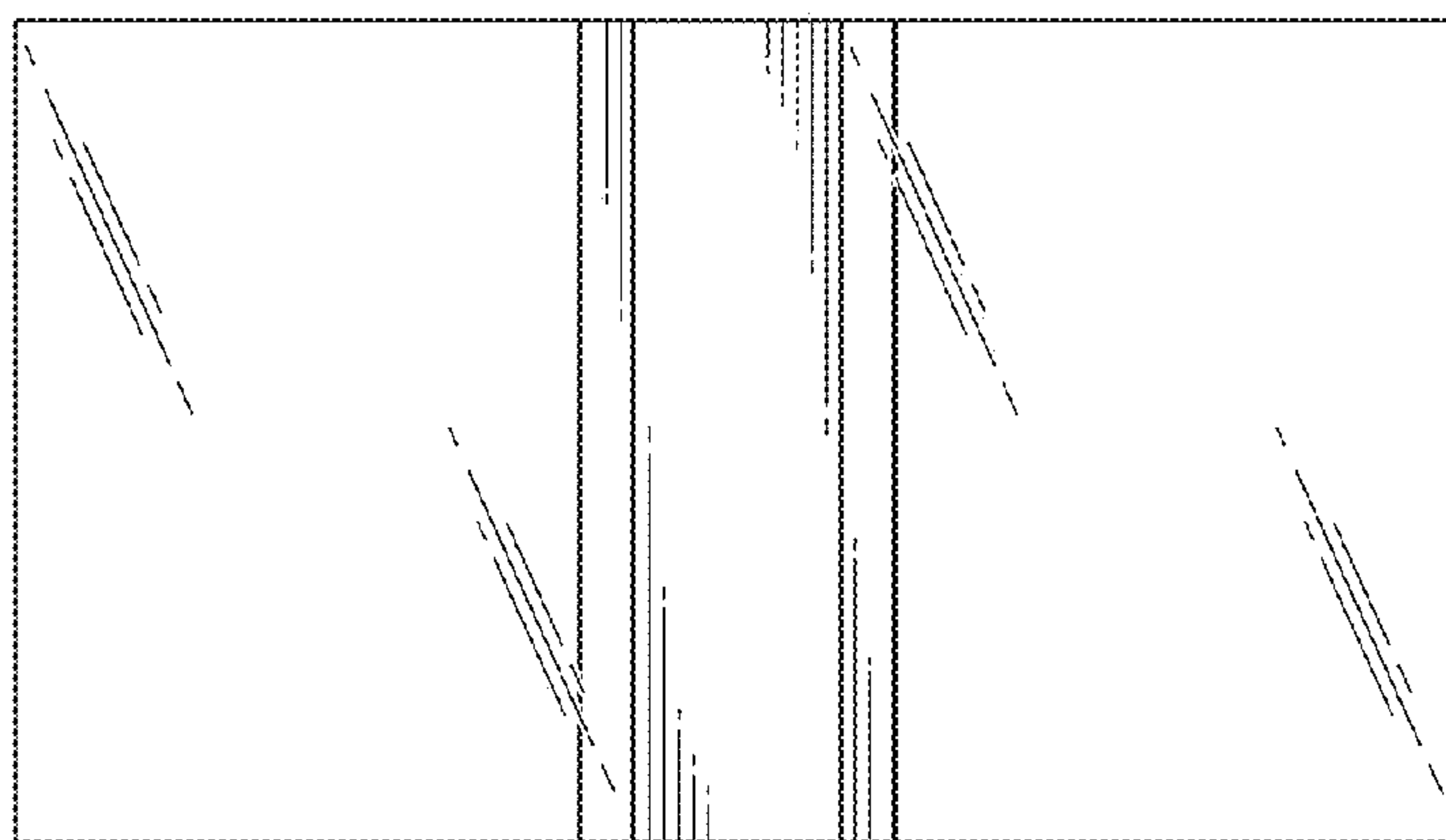


FIG. 4



FIG. 5



FIG. 7