



US00D707846S

(12) **United States Design Patent**
Smith

(10) **Patent No.:** **US D707,846 S**
(45) **Date of Patent:** **** Jun. 24, 2014**

(54) **SAMPLE CARD MAGAZINE**
(75) Inventor: **Michael John Smith**, Cardiff (GB)
(73) Assignee: **GE Healthcare UK Limited**, Little Chalfont (GB)
(**) Term: **14 Years**
(21) Appl. No.: **29/411,694**

6,875,405	B1 *	4/2005	Mathus et al.	422/562
D529,622	S *	10/2006	Hadjis et al.	D24/229
D613,418	S *	4/2010	Ryan et al.	D24/229
D624,196	S *	9/2010	Himmelsbach et al.	D24/230
D624,660	S *	9/2010	Himmelsbach et al.	D24/230
D624,661	S *	9/2010	Himmelsbach et al.	D24/230
D637,731	S *	5/2011	Sattler et al.	D24/224
D670,818	S *	11/2012	Galano et al.	D24/224
8,460,622	B2 *	6/2013	Motadel	422/564
2007/0196240	A1 *	8/2007	Boozar et al.	422/102

* cited by examiner

(22) Filed: **Jan. 25, 2012**
(30) **Foreign Application Priority Data**

Jul. 28, 2011 (EM) 001286983-0001

(51) **LOC (10) CL.** **24-02**

(52) **U.S. CL.**
USPC **D24/227**

(58) **Field of Classification Search**
USPC D24/216, 222, 224, 226, 227, 229, 230,
D24/177; 422/63-64, 99-104, 564, 524,
422/526, 297, 500, 560; 206/560-563, 446,
206/557; 211/69, 71-72, 74, 71.01; D10/81
See application file for complete search history.

(56) **References Cited**

U.S. PATENT DOCUMENTS

D254,568	S *	3/1980	Mack et al.	D24/224
D260,428	S *	8/1981	Fekete	D24/226
D277,891	S *	3/1985	Uffenheimer et al.	D24/226
D282,005	S *	12/1985	Kayhko	D24/226
D313,276	S *	12/1990	McHugh	D24/227
D320,448	S *	10/1991	Short	D24/225
D321,057	S *	10/1991	Holen	D24/224
D335,348	S *	5/1993	Frenkel et al.	D24/224
D337,387	S *	7/1993	Frenkel et al.	D24/232
D500,363	S *	12/2004	Fanning et al.	D24/230

Primary Examiner — T. Chase Nelson
Assistant Examiner — Mark Cavanna

(57) **CLAIM**

The ornamental design for a sample card magazine, as shown and described.

DESCRIPTION

FIG. 1 is a perspective view of a sample card magazine showing my new design.

FIG. 2 is a left side view of the sample card magazine of FIG. 1

FIG. 3 is a right side view of the sample card magazine of FIG. 1.

FIG. 4 is a front end view of the sample card magazine of FIG. 1.

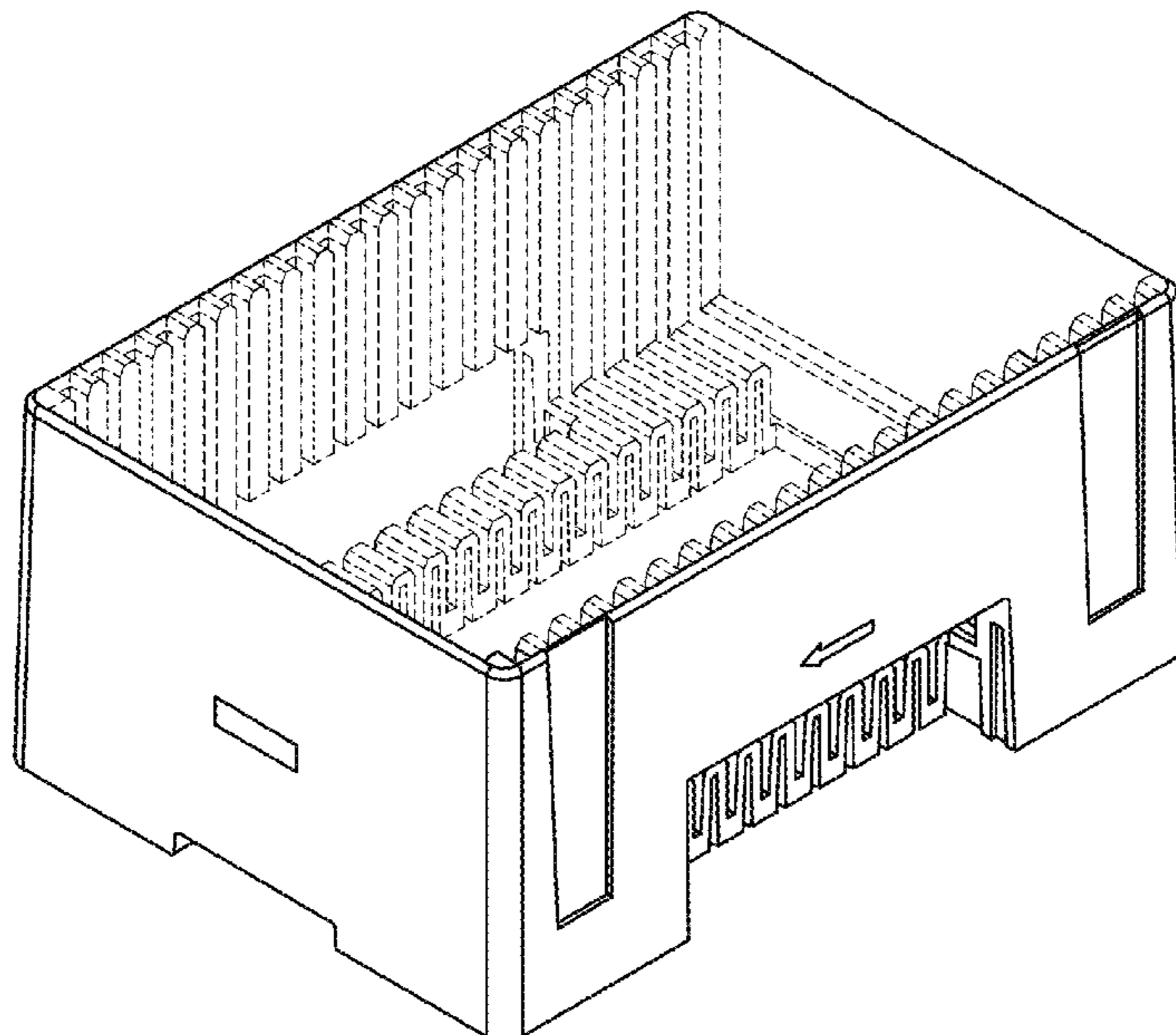
FIG. 5 is a rear end view of the sample card magazine of FIG. 1 (shown inverted).

FIG. 6 is a plan view of the sample card magazine of FIG. 1; and,

FIG. 7 is an underside view of the sample card magazine of FIG. 1.

The broken lines are included for the purpose of illustrating unclaimed portions of the sample card magazine and form no part of the claimed design.

1 Claim, 7 Drawing Sheets



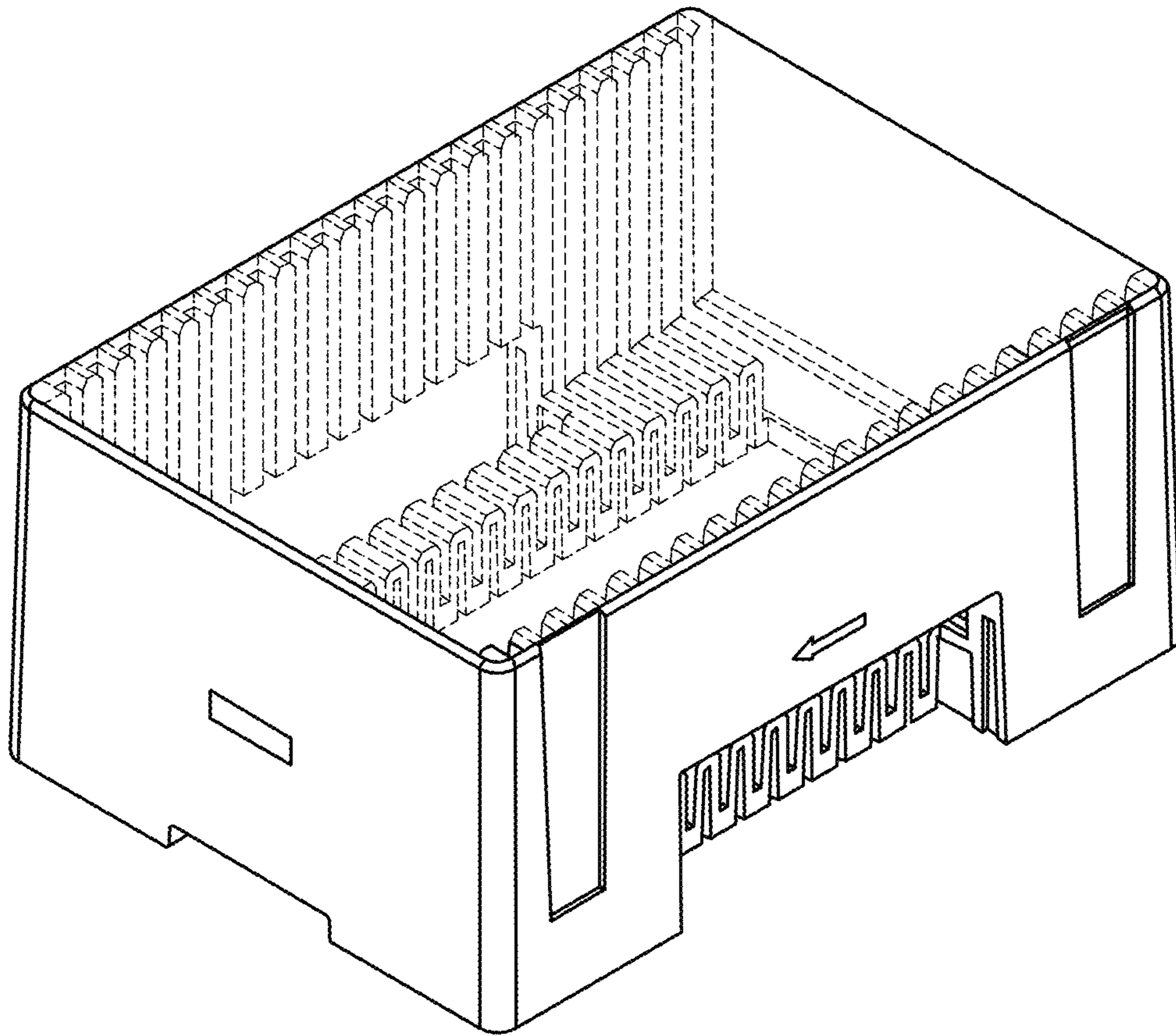


FIG. 1

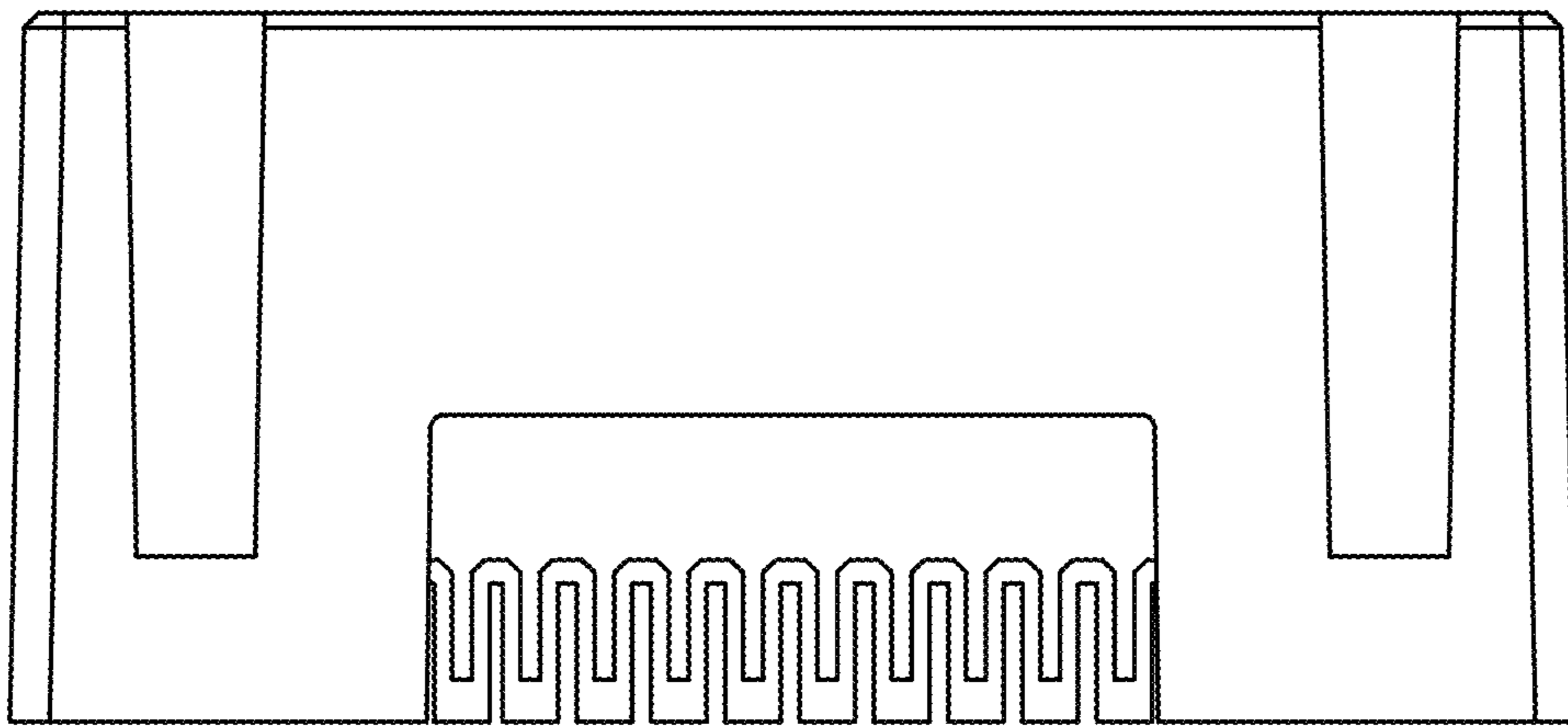


FIG. 2

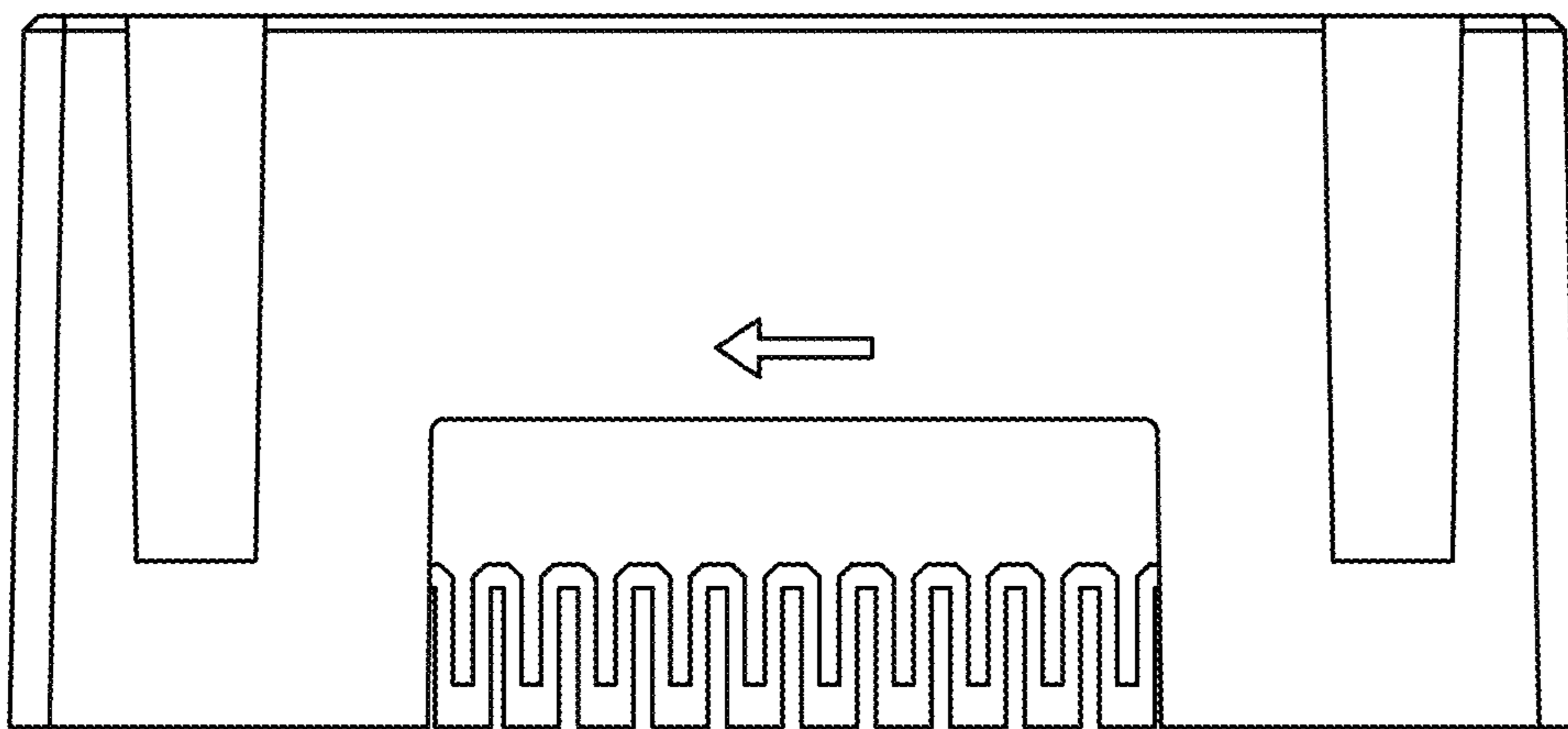


FIG. 3

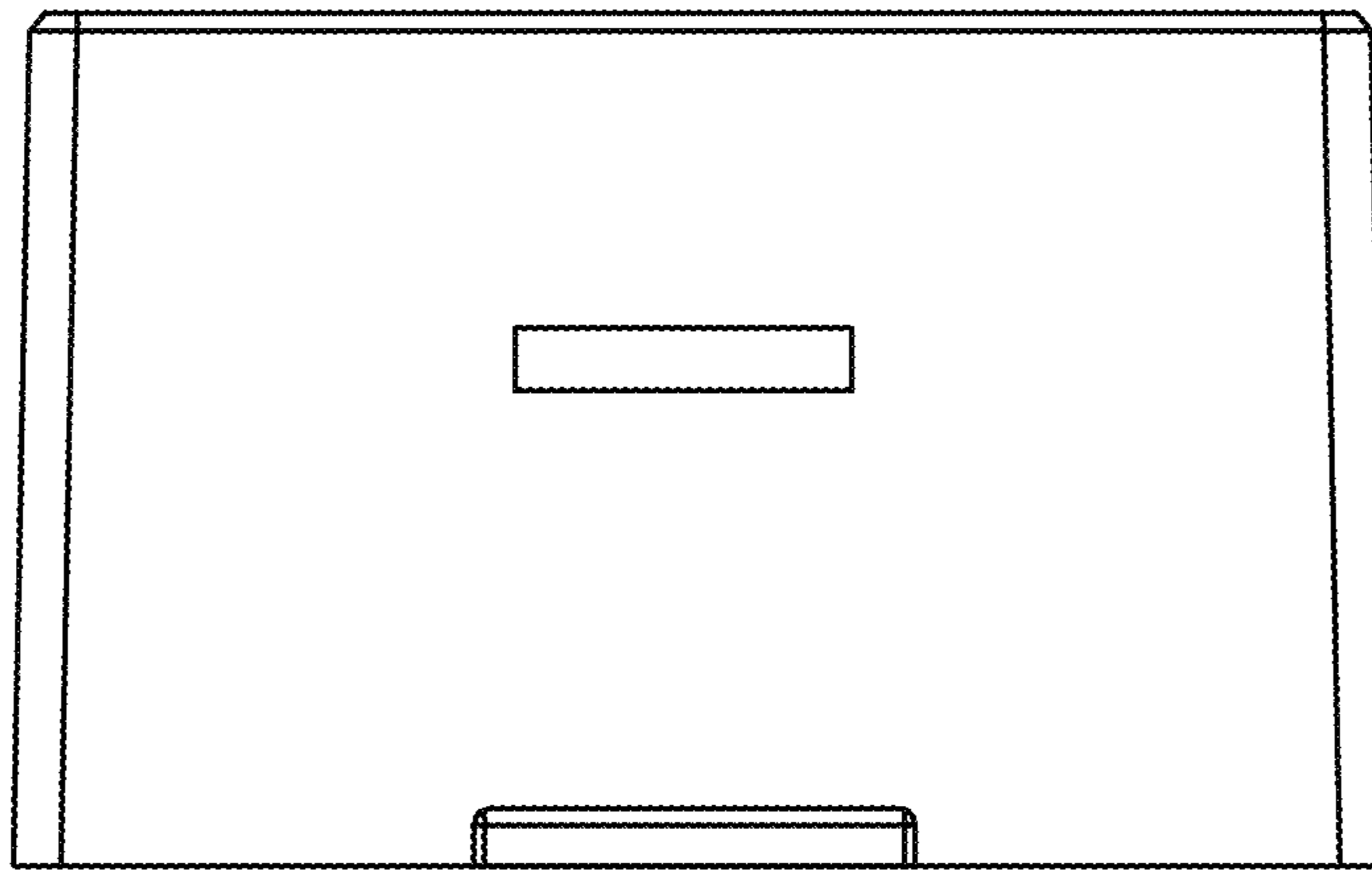


FIG. 4




FIG. 5

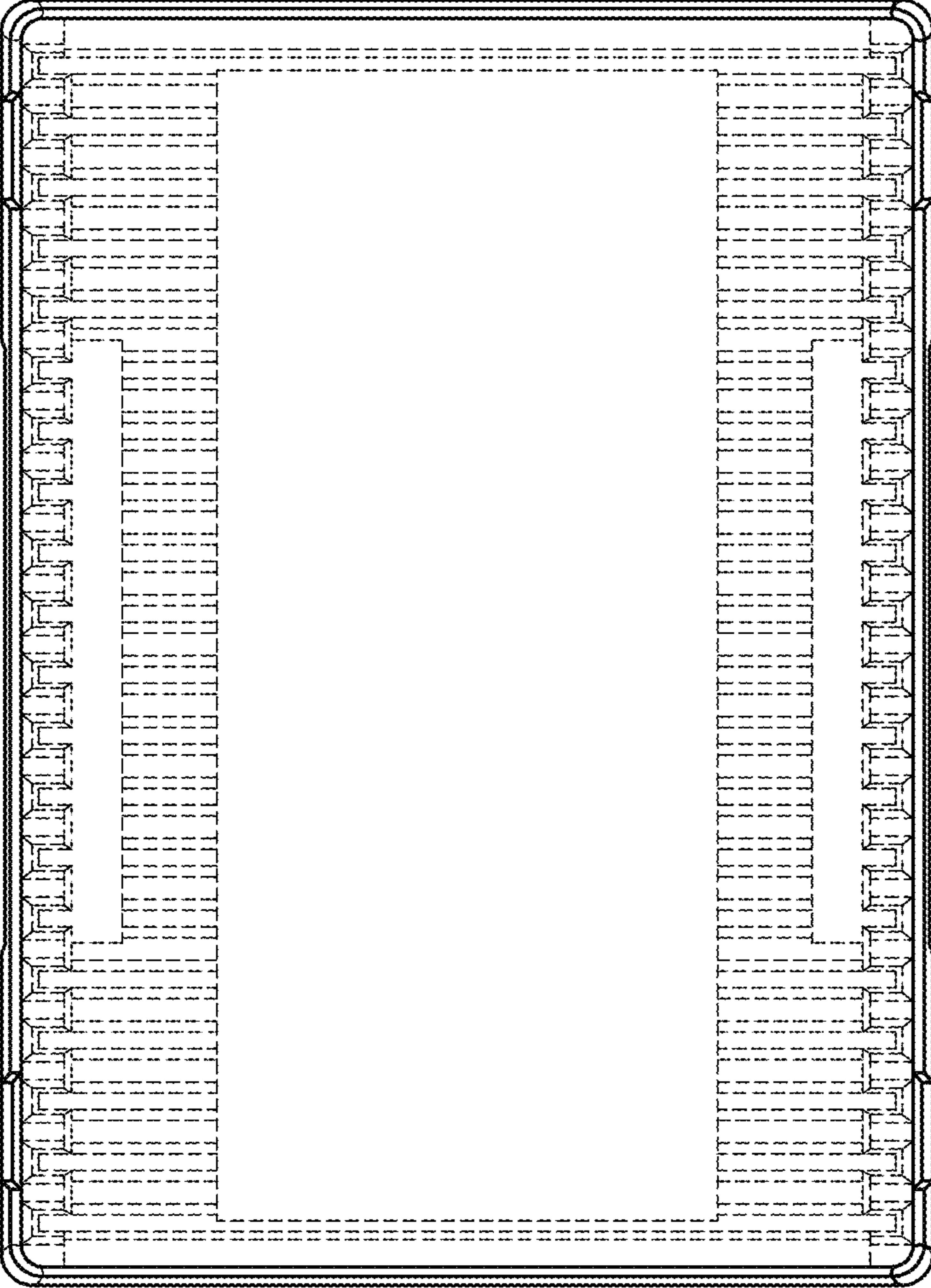


FIG. 6

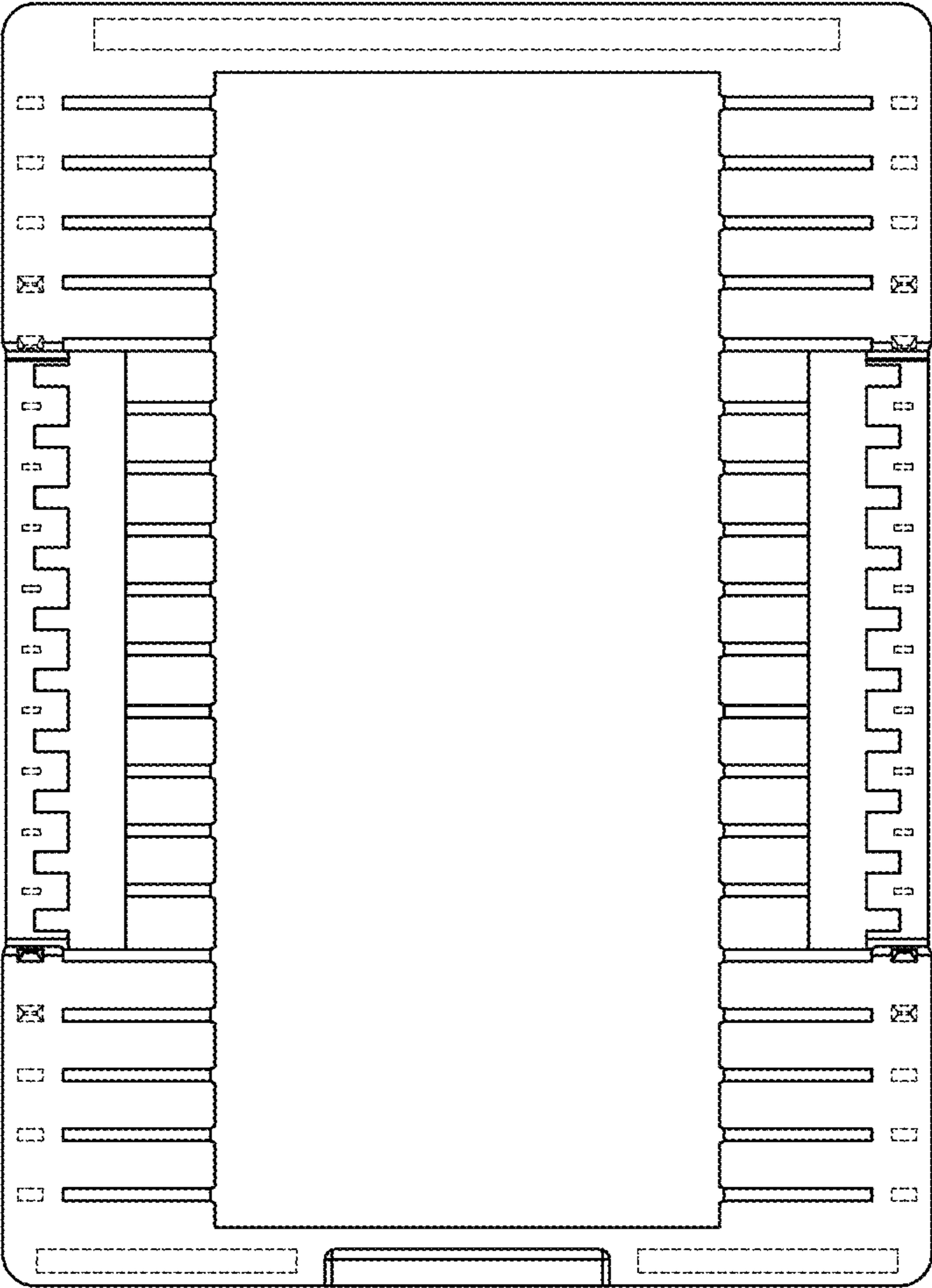


FIG. 7