



US00D707842S

(12) **United States Design Patent**
Li

(10) **Patent No.:** **US D707,842 S**
(45) **Date of Patent:** **** Jun. 24, 2014**

(54) **MASSAGING BACKREST**

(71) Applicant: **Hoi Ming Michael Ho**, Ontario (CA)

(72) Inventor: **Hui-Fang Li**, Guangzhou (CN)

(73) Assignee: **Hoi Ming Michael Ho**, Ontario (CA)

(**) Term: **14 Years**

(21) Appl. No.: **29/479,370**

(22) Filed: **Jan. 15, 2014**

(30) **Foreign Application Priority Data**

Jul. 15, 2013 (CN) 2013 3 0330628

(51) **LOC (10) Cl.** **28-03**

(52) **U.S. Cl.**
USPC **D24/215**

(58) **Field of Classification Search**
USPC D24/200, 211, 212, 213, 214, 215;
601/19, 27-32, 46, 49, 52, DIG. 12,
601/DIG. 14, DIG. 15, DIG. 16, DIG. 17;
D21/685; D6/716, 716.1, 716.4
See application file for complete search history.

(56) **References Cited**

U.S. PATENT DOCUMENTS

4,705,030 A * 11/1987 Tepperberg 606/240
4,752,578 A * 6/1988 Moore et al. 435/70.3

4,752,982 A * 6/1988 Jones et al. 5/634
5,297,848 A * 3/1994 Grinnell 297/219.1
5,314,235 A * 5/1994 Johnson 297/284.5
D379,518 S * 5/1997 Bergman et al. D24/211
D395,137 S * 6/1998 Summers D24/211
5,836,900 A * 11/1998 Leventhal 601/57
5,868,463 A * 2/1999 MacKenzie et al. 297/228.12
5,899,868 A * 5/1999 VandeBerg 601/134
D413,985 S * 9/1999 Martin et al. D24/211
6,212,719 B1 * 4/2001 Thomas et al. 5/713
7,059,678 B1 * 6/2006 Taylor 297/284.6
D639,971 S * 6/2011 Schwartz et al. D24/200
8,087,726 B2 * 1/2012 Chen 297/284.5
8,458,873 B2 * 6/2013 McConnell et al. 29/91.1

* cited by examiner

Primary Examiner — Sandra Snapp

(74) *Attorney, Agent, or Firm* — Bacon & Thomas, PLLC


(57) **CLAIM**

The ornamental design for a massaging backrest, as shown.

DESCRIPTION

FIG. 1 is a perspective view of a massaging backrest showing my new design;
FIG. 2 is a front elevational view thereof;
FIG. 3 is a rear elevational view thereof;
FIG. 4 is a left side elevational view thereof;
FIG. 5 is a right side elevational view thereof;
FIG. 6 is a top plan view thereof; and,
FIG. 7 is a bottom plan view thereof.

1 Claim, 6 Drawing Sheets






FIG. 1




FIG. 2



FIG. 3




FIG. 4




FIG. 5




FIG. 6

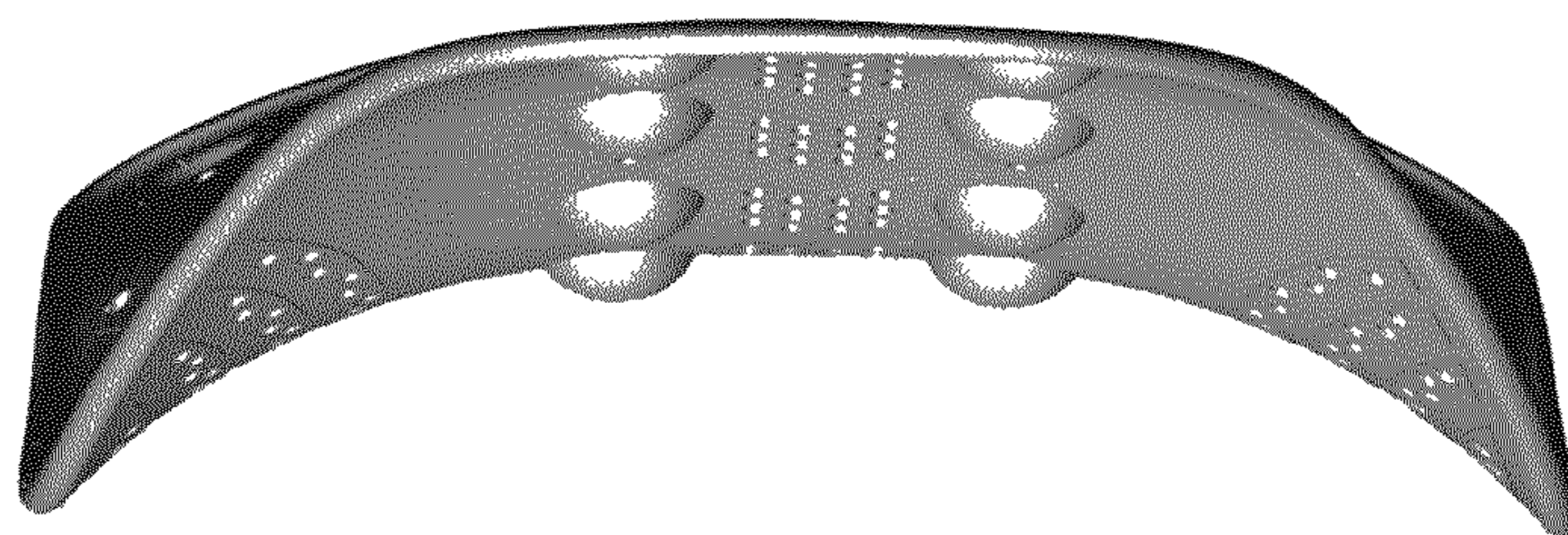


FIG. 7