



US00D707841S

(12) **United States Design Patent**
Levine

(10) **Patent No.:** **US D707,841 S**
(45) **Date of Patent:** **** Jun. 24, 2014**

(54) **HOLDER FOR HAND-OPERATED MALE MASTURBATION DEVICE**

(76) Inventor: **Anthony H. Levine**, Woodland Hills, CA (US)

(**) Term: **14 Years**

(21) Appl. No.: **29/431,011**

(22) Filed: **Aug. 31, 2012**

(51) **LOC (10) Cl.** **28-03**

(52) **U.S. Cl.**
USPC **D24/215**

(58) **Field of Classification Search**
USPC D24/200, 211, 212, 213, 214, 215;
601/114, 120, 121, 124, 125, 130, 131,
601/134, 135, 136, 137
See application file for complete search history.

(56) **References Cited**

U.S. PATENT DOCUMENTS

D375,552 S	*	11/1996	Davi	D24/106
D496,458 S	*	9/2004	Lin	D24/143
D517,216 S	*	3/2006	Zou et al.	D24/215
D523,958 S	*	6/2006	Fang	D24/143
D552,748 S	*	10/2007	Gromosaik et al.	D24/215
D552,749 S	*	10/2007	Gromosaik et al.	D24/215
D556,336 S	*	11/2007	Talbot et al.	D24/215
D557,805 S	*	12/2007	Gromosaik et al.	D24/143
D557,806 S	*	12/2007	Gromosaik et al.	D24/143

D566,289 S	*	4/2008	Tasker et al.	D24/215
D581,544 S	*	11/2008	Adams	D24/215
D605,779 S	*	12/2009	Murison	D24/215
D616,559 S	*	5/2010	Boyer	D24/200
7,931,605 B2	*	4/2011	Murison	601/70
D637,302 S	*	5/2011	Post	D24/215
D652,942 S	*	1/2012	Murison	D24/215
D665,094 S	*	8/2012	Sedic	D24/215
D670,396 S	*	11/2012	Doogan	D24/200
D681,221 S	*	4/2013	Chen	D24/215
D681,224 S	*	4/2013	Chen	D24/215
2005/0238044 A1	*	10/2005	Osterloh et al.	370/460
2008/0009775 A1	*	1/2008	Murison	601/46
2011/0124959 A1	*	5/2011	Murison	600/38

* cited by examiner

Primary Examiner — Sandra Snapp

(74) *Attorney, Agent, or Firm* — Lewis Anten, Esq.; Lewis Anten, P.C.

(57) **CLAIM**

The ornamental design for a holder for hand-operated male masturbation device.

DESCRIPTION

FIG. 1 is a right side view showing my new design.
FIG. 2 is a top view showing my new design.
FIG. 3 is a left side view showing my new design.
FIG. 4 is a bottom view showing my new design.
FIG. 5 is a left end view showing my new design.
FIG. 6 is a right end view showing my new design; and,
FIG. 7 is a top perspective view showing my new design.

1 Claim, 1 Drawing Sheet

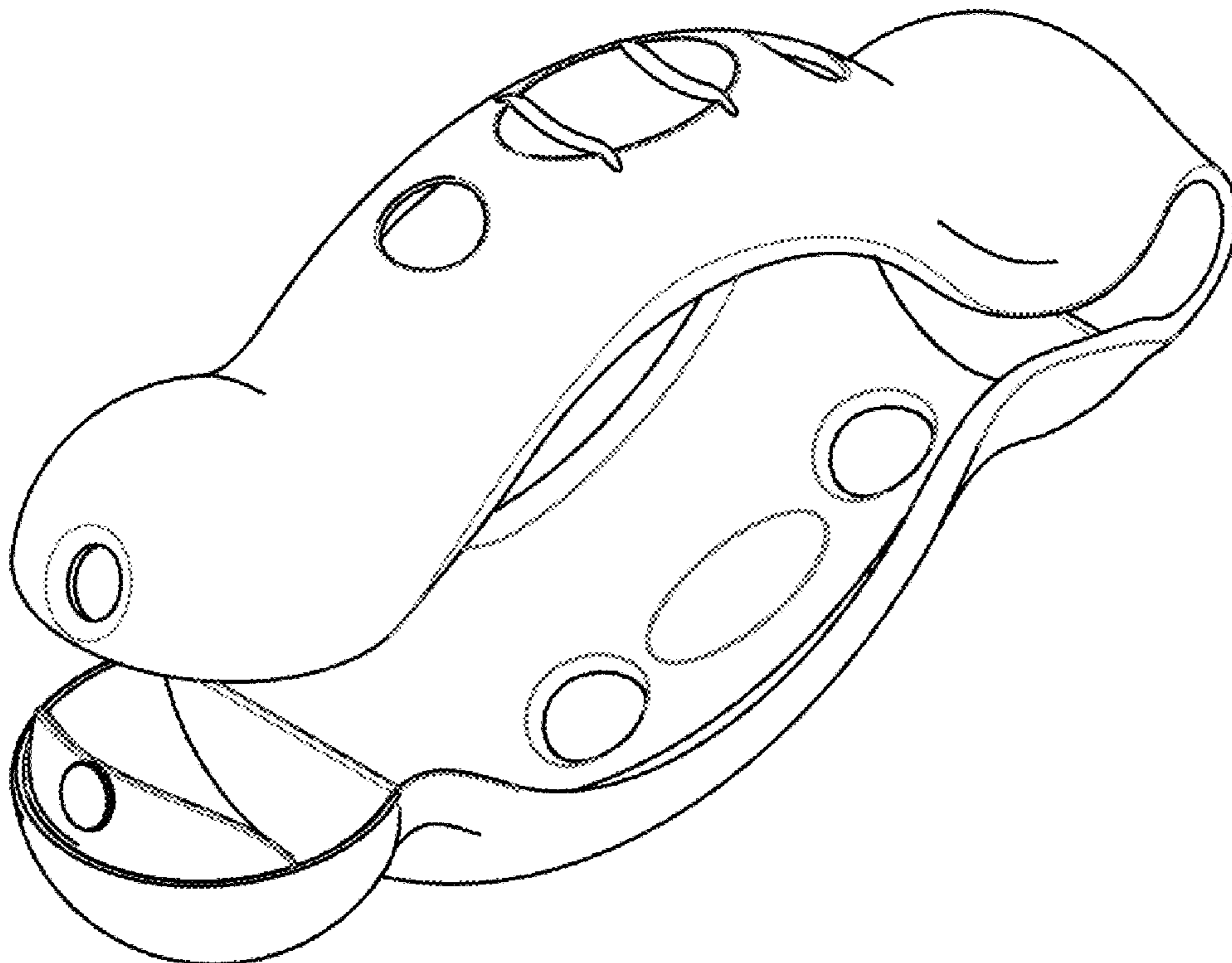


Figure 5.

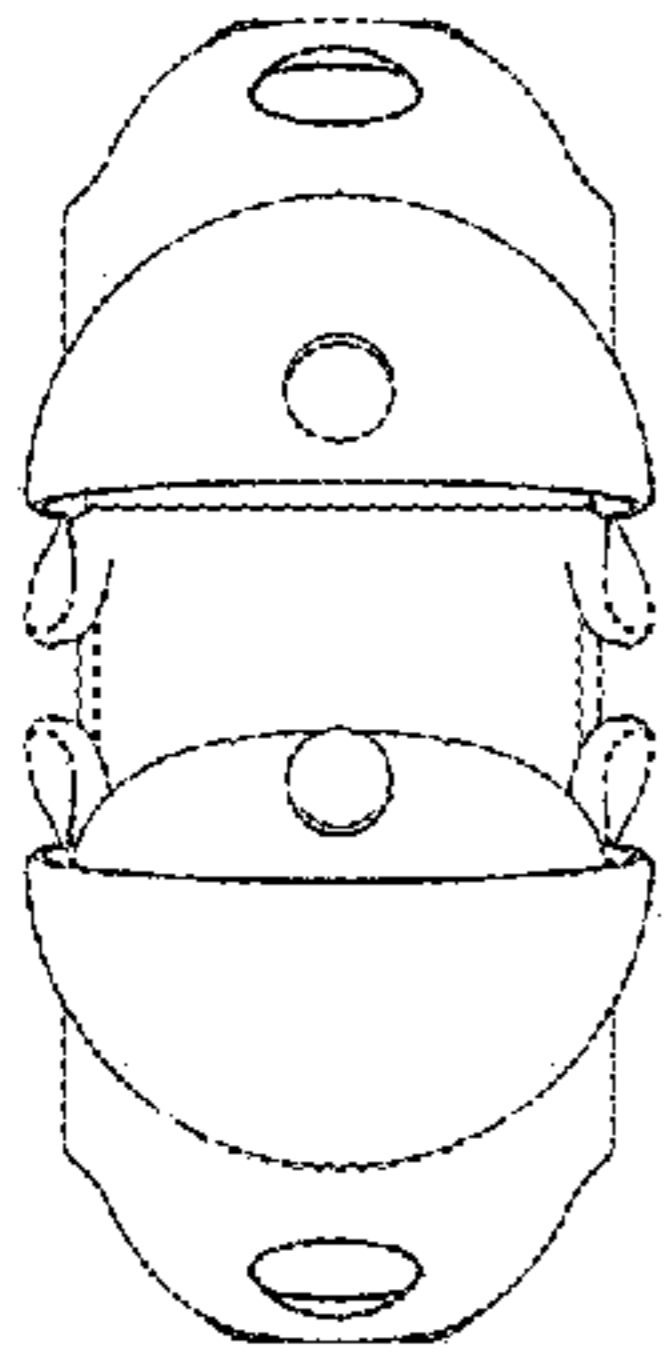


Figure 1.

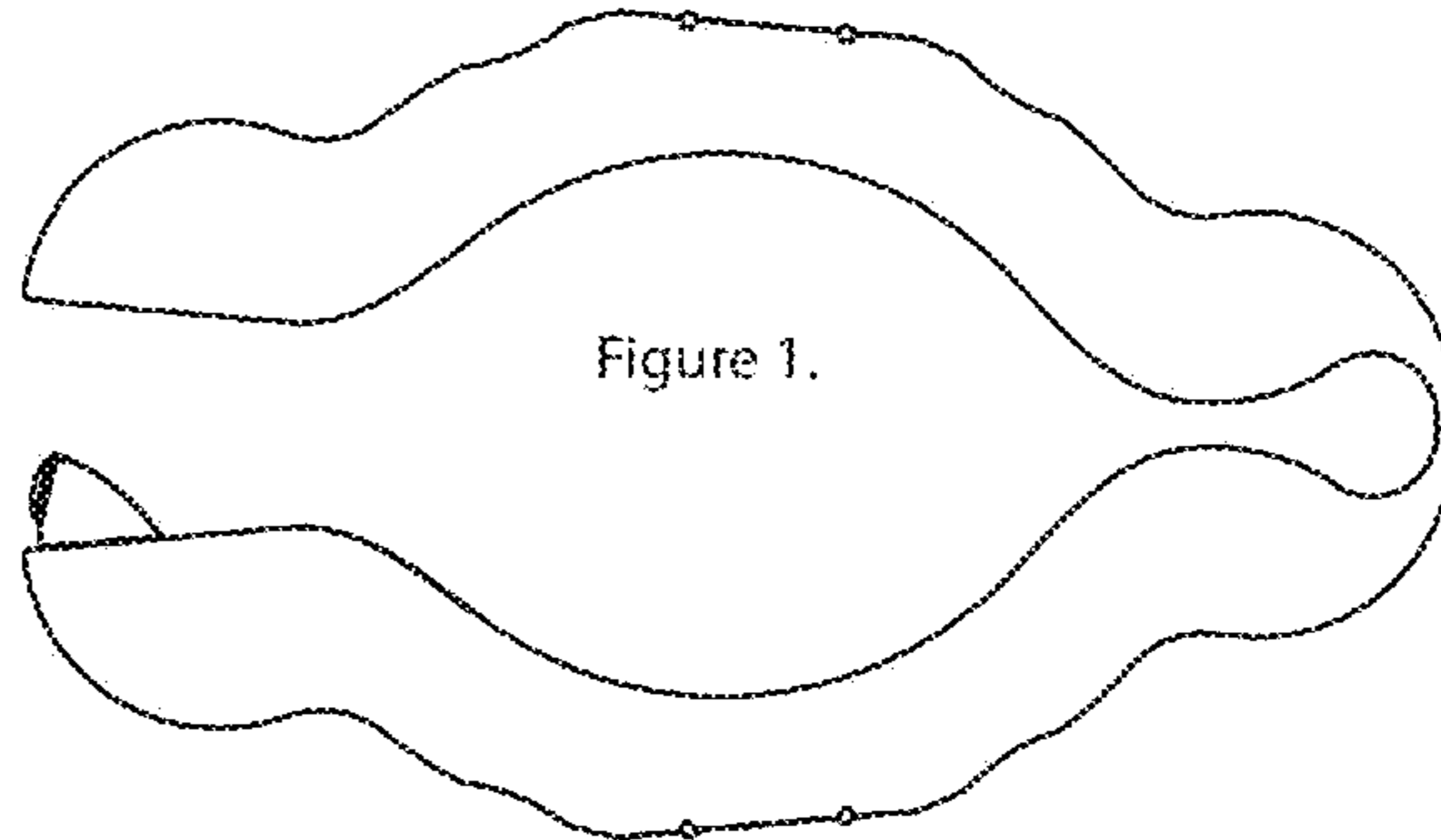


Figure 2.

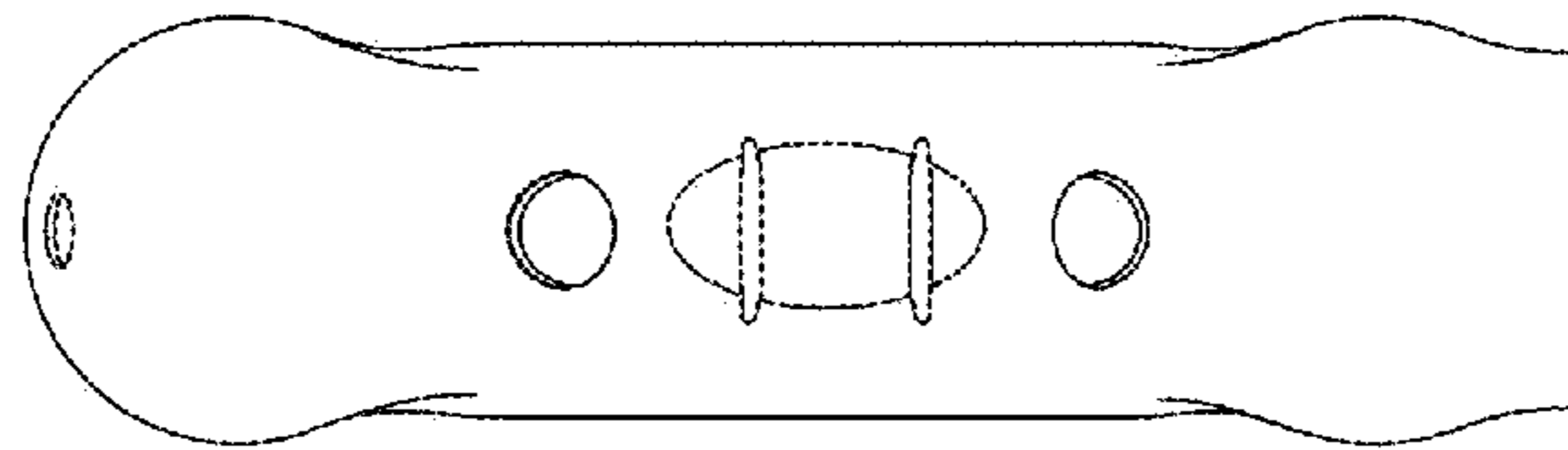


Figure 3.

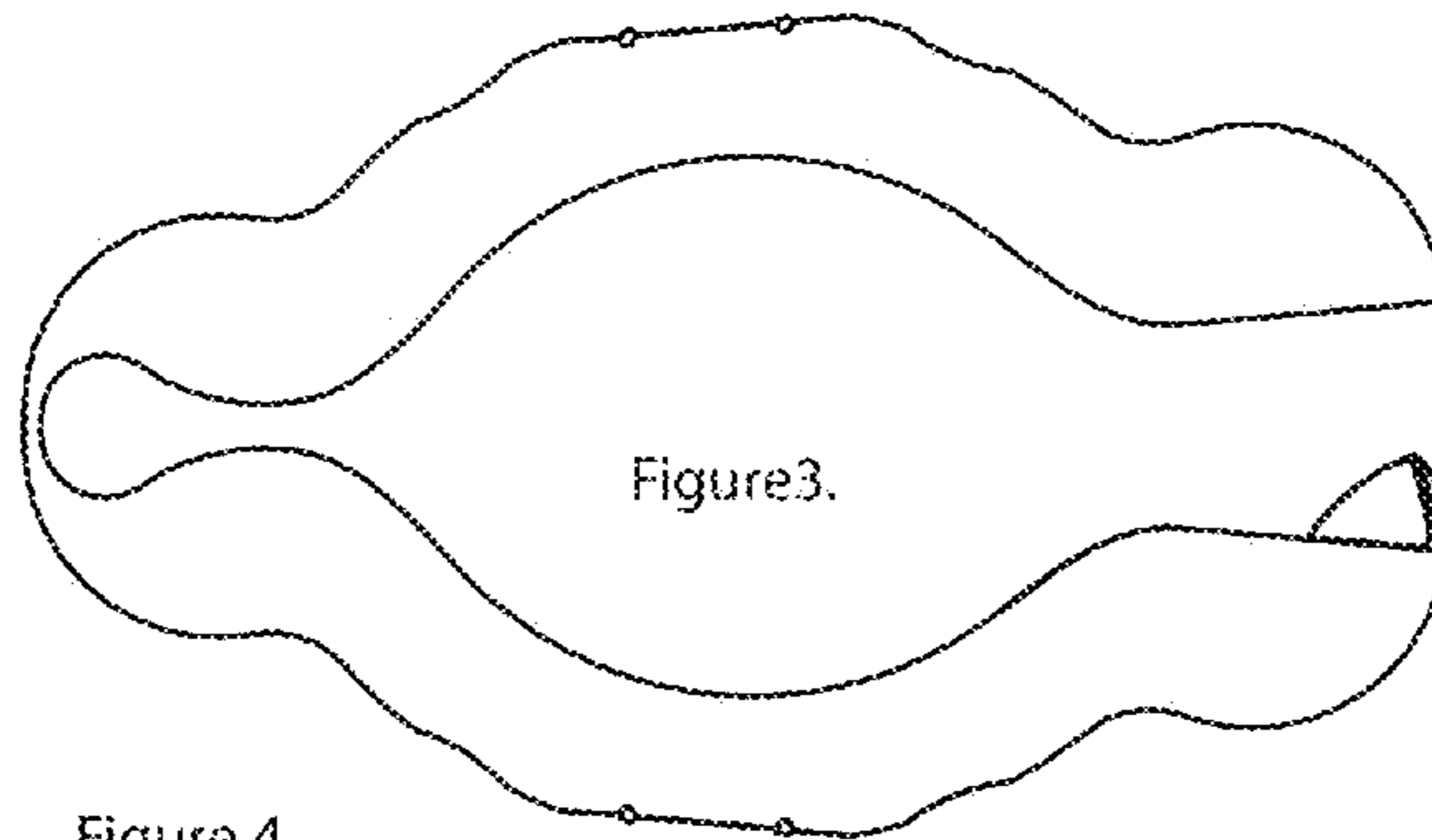


Figure 4.

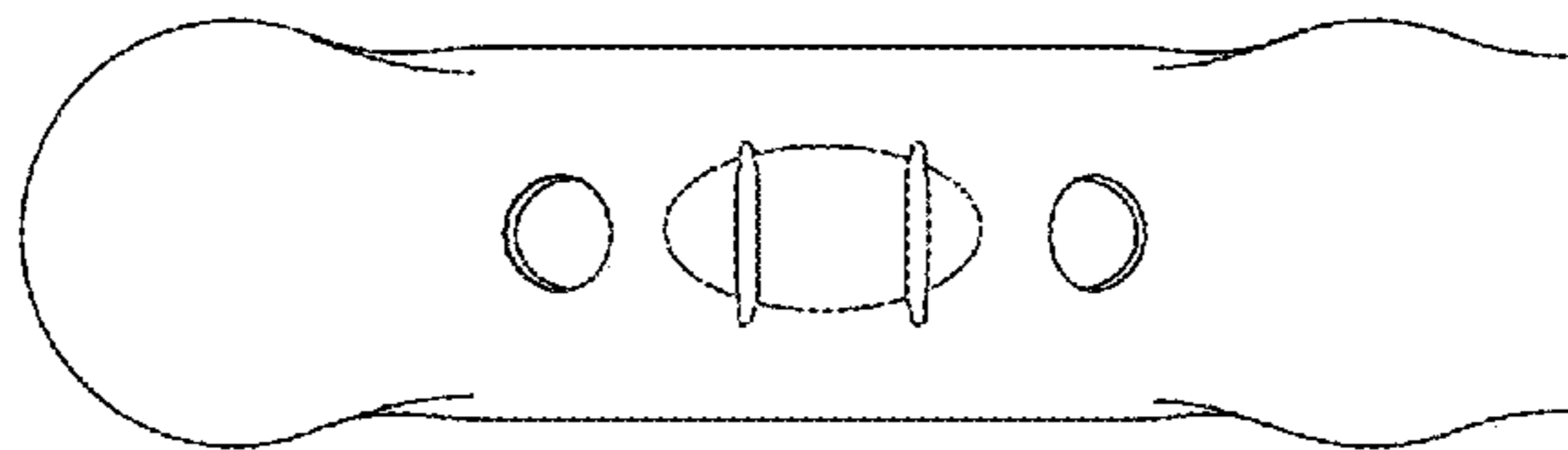


Figure 6.

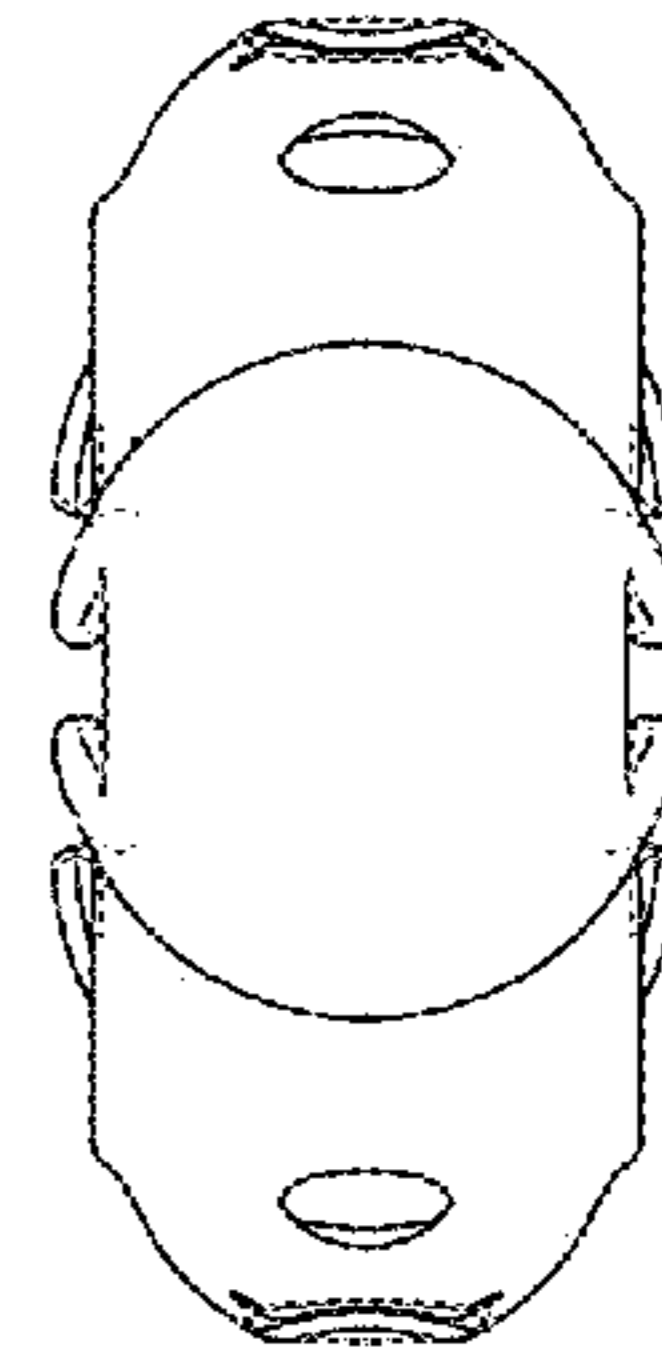


Figure 7.

