



US00D707839S

(12) **United States Design Patent**  
**Bradley et al.**

(10) **Patent No.:** **US D707,839 S**  
(45) **Date of Patent:** **\*\* Jun. 24, 2014**

(54) **LIGHT THERAPY DEVICE**

(75) Inventors: **Christopher Michael Bradley**, Orinda, CA (US); **Jeffrey A. Tilley**, La Honda, CA (US); **Alan Scott Crarer**, Pacifica, CA (US); **Jay Martin Vahlensieck**, Livermore, CA (US); **Drake Stimson**, Terrace Park, OH (US); **Harvey I-Heng Liu**, Fremont, CA (US)

(73) Assignee: **Tria Beauty, Inc.**, Pleasanton, CA (US)

(\*\*) Term: **14 Years**

(21) Appl. No.: **29/401,916**

(22) Filed: **Sep. 16, 2011**

(51) **LOC (10) Cl.** ..... **24-02**

(52) **U.S. Cl.**  
USPC ..... **D24/209**

(58) **Field of Classification Search**  
USPC ..... D24/210, 209, 200, 158, 176; 362/555, 362/545, 800, 294, 249, 267; D26/2, 29, D26/37, 39, 41, 104; 606/2-4, 16, 131; 607/88-95; 433/29; 601/15  
See application file for complete search history.

(56) **References Cited**

**U.S. PATENT DOCUMENTS**

D320,279	S	*	9/1991	McQueen	.....	D24/200
D323,034	S	*	1/1992	Reinstein	.....	D24/200
D347,283	S	*	5/1994	Von Winckler	.....	D24/200
D366,703	S	*	1/1996	Huen	.....	D24/200
D576,285	S	*	9/2008	Kennedy	.....	D24/209
D612,510	S	*	3/2010	Byle	.....	D24/210
D652,523	S	*	1/2012	Bradley et al.	.....	D24/209
D655,012	S	*	2/2012	Nanda	.....	D24/176
D656,620	S	*	3/2012	Altshuler et al.	.....	D24/209
D660,448	S	*	5/2012	Lum et al.	.....	D24/209

D660,974	S	*	5/2012	Jones et al.	.....	D24/209
D671,220	S	*	11/2012	Donaldson	.....	D24/176
2006/0235493	A1	*	10/2006	Dotson	.....	607/89

\* cited by examiner

*Primary Examiner* — David Muller

(74) *Attorney, Agent, or Firm* — King & Spalding L.L.P.

(57) **CLAIM**

The ornamental design for a light therapy device, as shown and described.

**DESCRIPTION**

This application is related to U.S. application Ser. No. 12/554,872 filed Sep. 4, 2009, the entire contents of which are incorporated herein by reference.

FIG. 1 illustrates a perspective view of a light therapy device according to a specific example embodiment of the disclosure;

FIG. 2 illustrates a side elevational view of a light therapy device according to a specific example embodiment of the disclosure;

FIG. 3 illustrates a front elevational view of a light therapy device according to a specific example embodiment of the disclosure;

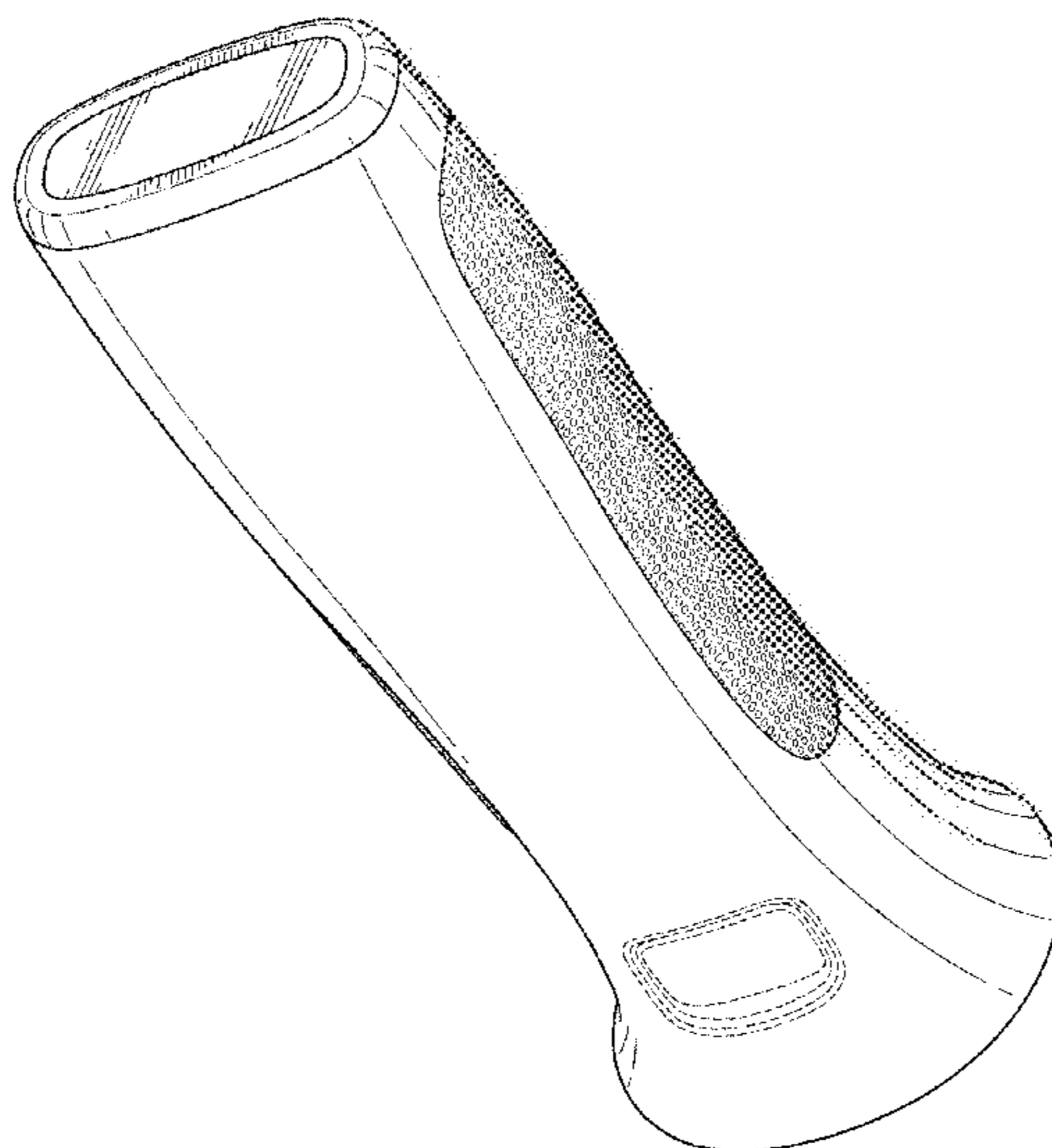
FIG. 4 illustrates a rear elevational view of a light therapy device according to a specific example embodiment of the disclosure;

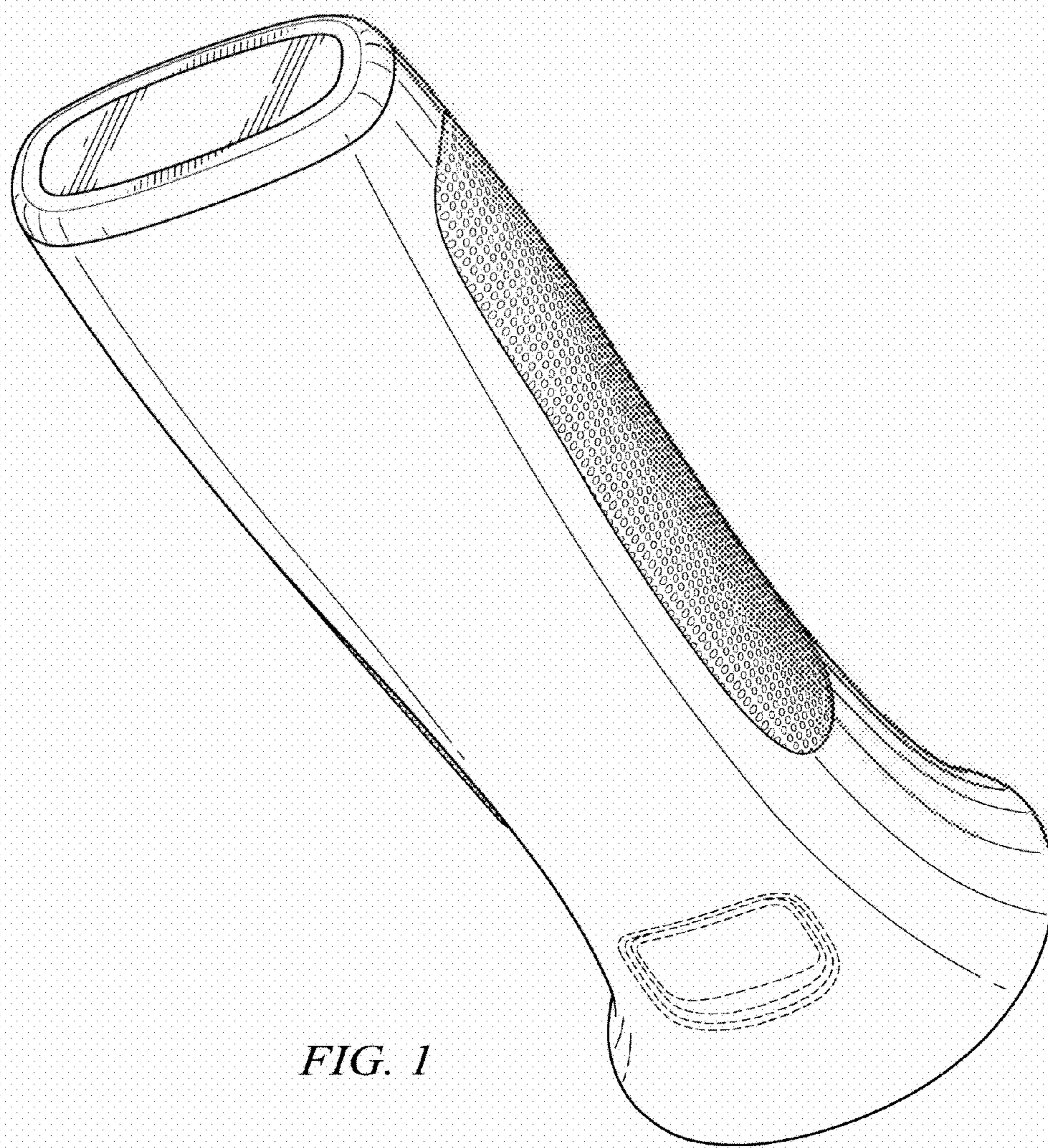
FIG. 5 illustrates a top elevational view of a light therapy device according to a specific example embodiment of the disclosure; and,

FIG. 6 illustrates a bottom elevational view of a light therapy device according to a specific example embodiment of the disclosure.

The portions of the drawings rendered in broken lines are shown for purposes of illustration only and form no part of the claimed design.

**1 Claim, 3 Drawing Sheets**





*FIG. 1*

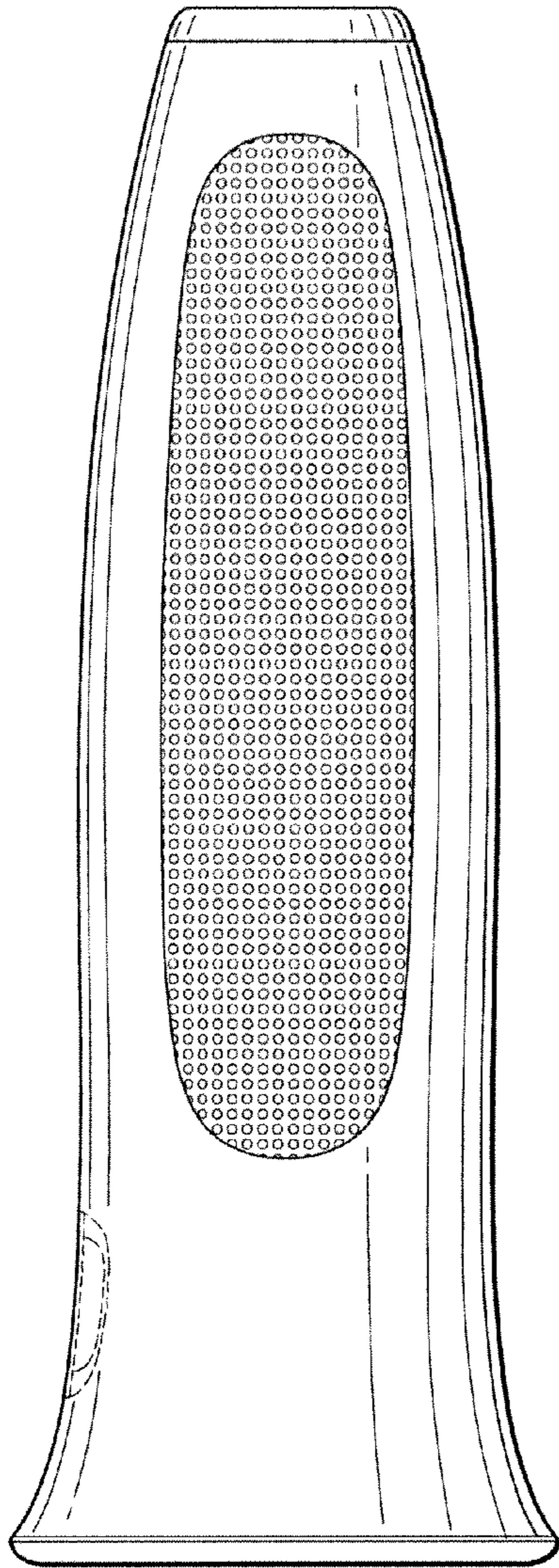


FIG. 2

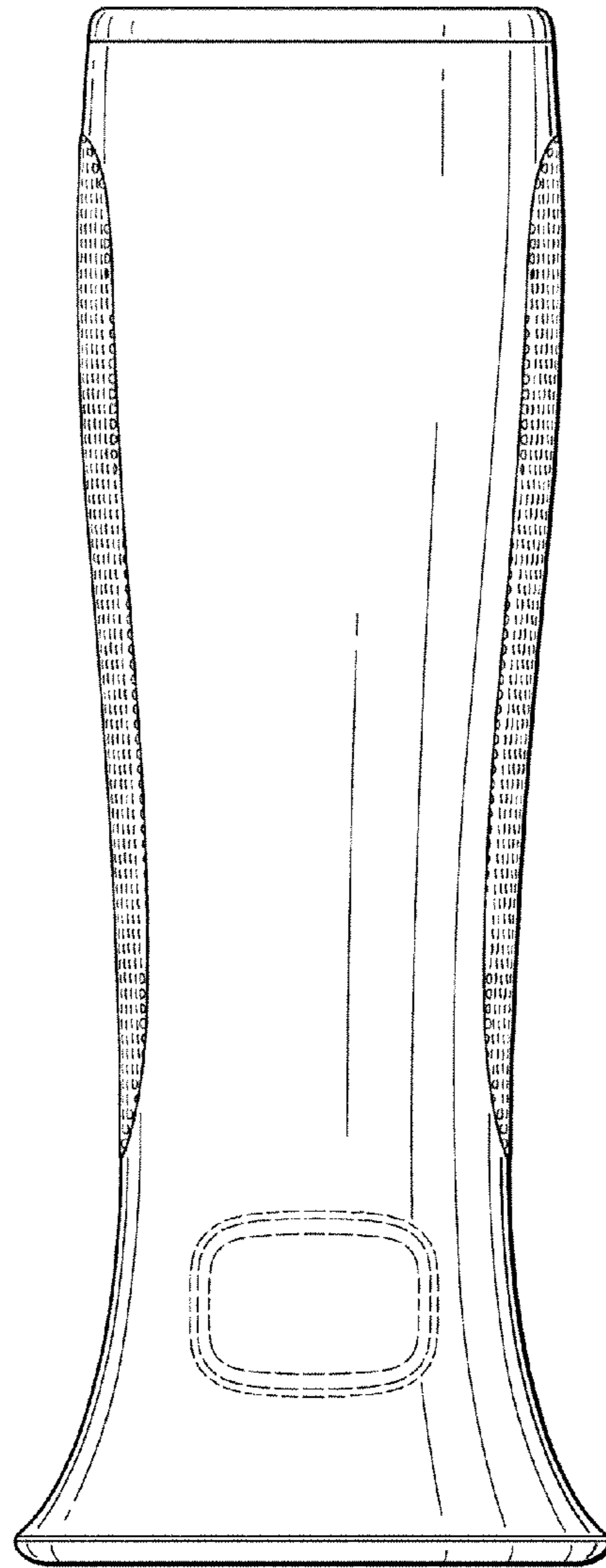


FIG. 3

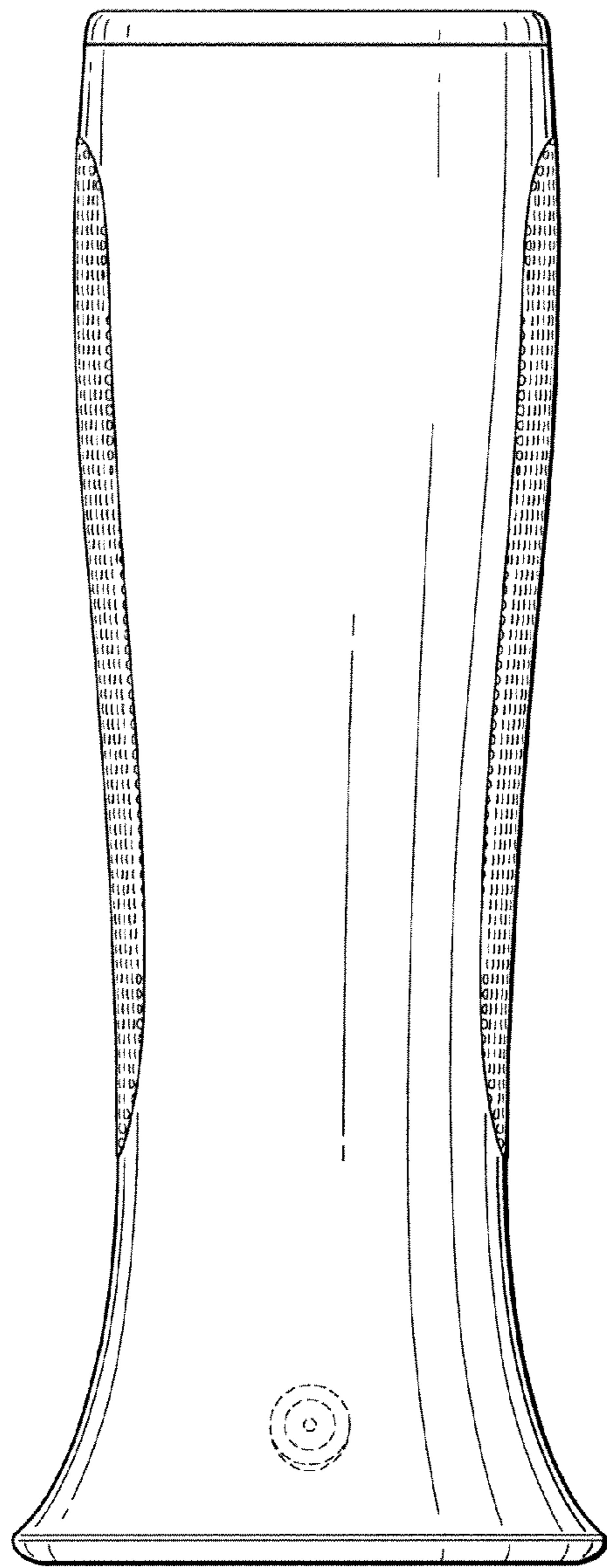


FIG. 4

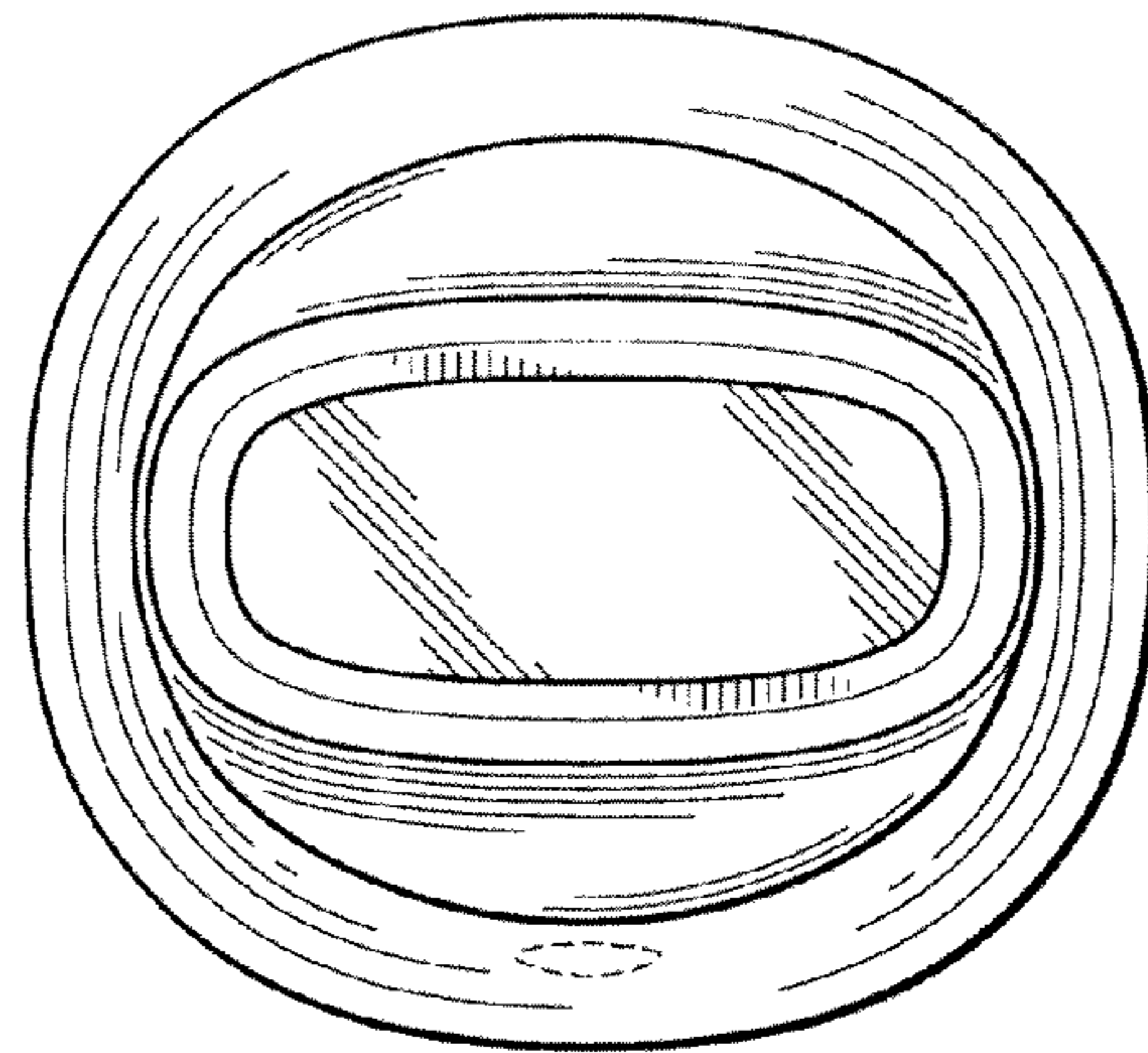


FIG. 5

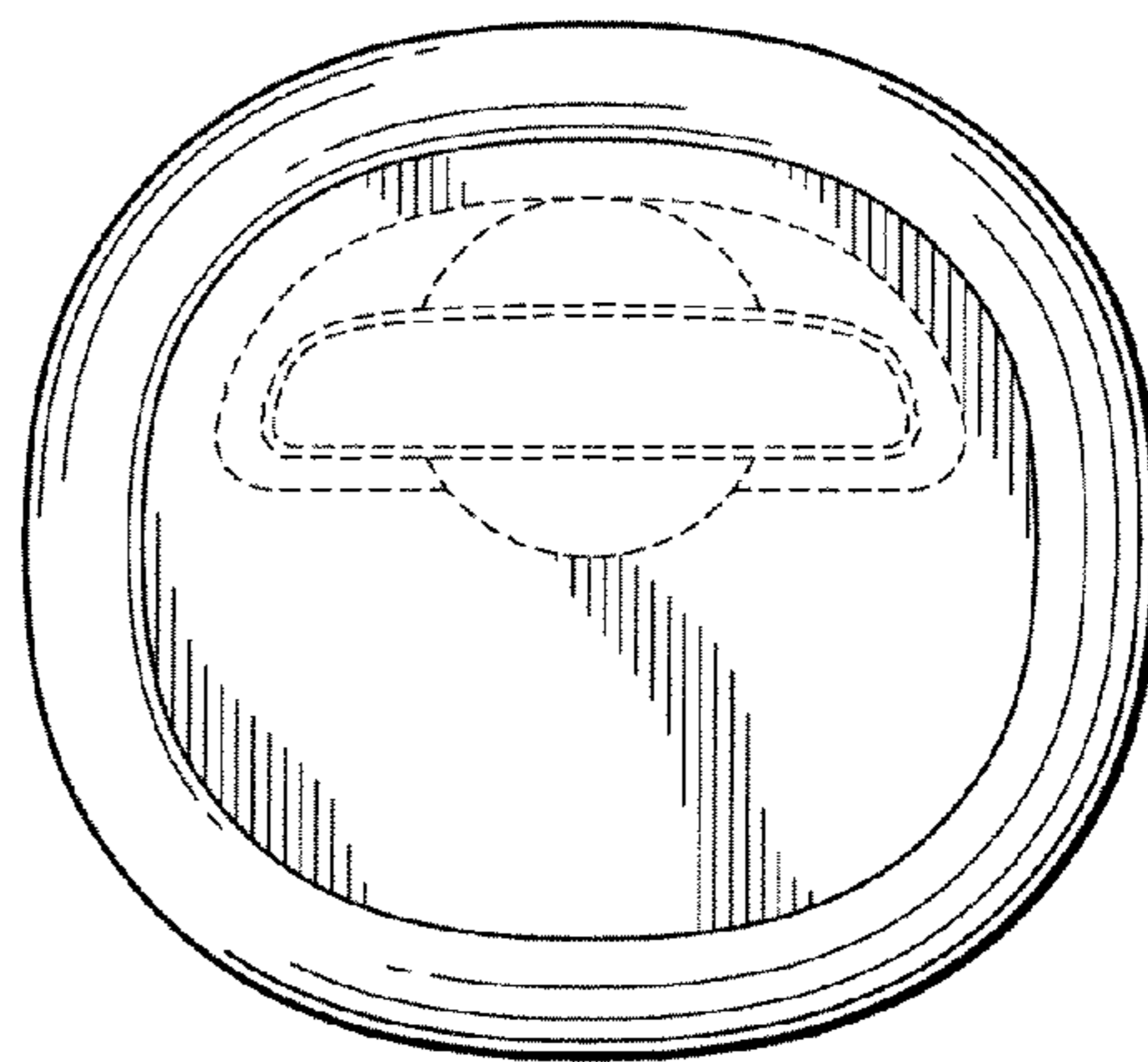


FIG. 6