



US00D707832S

(12) **United States Design Patent**  
**Chen et al.**

(10) **Patent No.:** **US D707,832 S**  
(45) **Date of Patent:** **\*\* Jun. 24, 2014**

(54) **WOUND PROTECTOR**

(56) **References Cited**

(71) Applicant: **Lagis Enterprise Co., Ltd.**, Taichung (TW)

U.S. PATENT DOCUMENTS

(72) Inventors: **James Chen**, Taichung (TW);  
**Cheng-Hsiung Chen**, Taichung (TW);  
**I-Ping Hung**, Taichung (TW);  
**Ching-Chia Li**, Taichung (TW);  
**Wen-Chieh Fan**, Taichung (TW)

D135,737	S	*	5/1943	Hoffman	.....	D24/190
3,347,226	A	*	10/1967	Harrower	.....	128/850
5,474,525	A	*	12/1995	Blott	.....	602/63
D417,715	S	*	12/1999	Miller et al.	.....	D23/209
D420,095	S	*	2/2000	Miller et al.	.....	D23/209
D476,058	S	*	6/2003	Norton	.....	D23/209
7,650,887	B2	*	1/2010	Nguyen et al.	.....	128/888
8,388,526	B2	*	3/2013	Ewers et al.	.....	600/208
2008/0021359	A1	*	1/2008	Beckman et al.	.....	602/60
2008/0021362	A1	*	1/2008	Fihe et al.	.....	602/75
2012/0245429	A1	*	9/2012	Smith	.....	600/208
2013/0190573	A1	*	7/2013	Smith	.....	600/207
2013/0225932	A1	*	8/2013	Smith	.....	600/206
2013/0253276	A1	*	9/2013	Kleyman et al.	.....	600/204

(73) Assignee: **Lagis Enterprise Co., Ltd.**, Taichung (TW)

(\*\*) Term: **14 Years**

\* cited by examiner

(21) Appl. No.: **29/443,285**

*Primary Examiner* — Eric Goodman

(22) Filed: **Jan. 15, 2013**

*Assistant Examiner* — Jennifer Watkins

(30) **Foreign Application Priority Data**

Jul. 26, 2012 (TW) ..... 101304348 A

(74) *Attorney, Agent, or Firm* — Blakely Sokoloff Taylor & Zafman

(51) **LOC (10) Cl.** ..... **24-04**

(57) **CLAIM**

The ornamental design for wound protector, as shown and described.

(52) **U.S. Cl.**  
USPC ..... **D24/190**

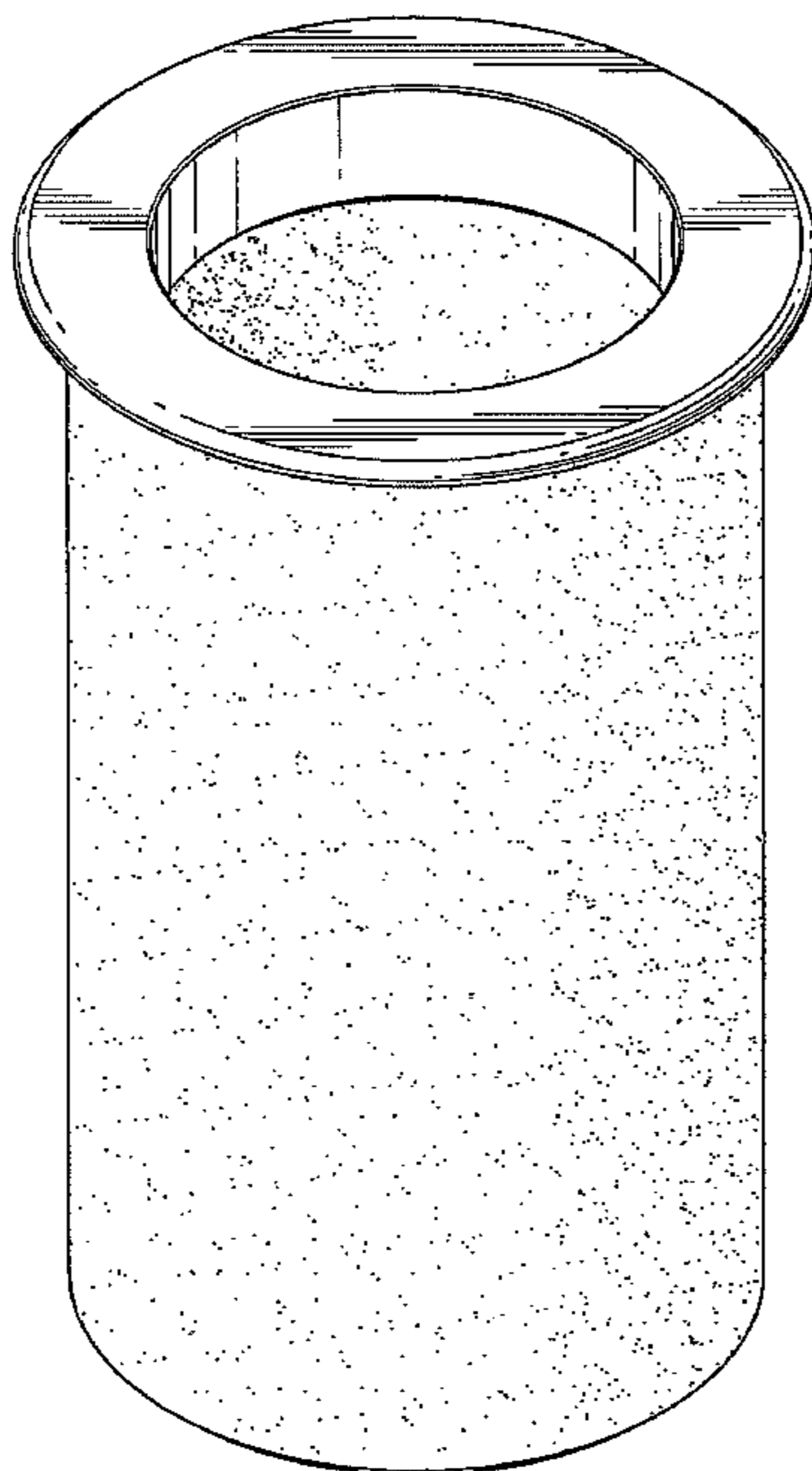
**DESCRIPTION**

(58) **Field of Classification Search**  
CPC ..... A61F 13/00; A61F 15/004; A61F 15/008;  
A61F 13/06; A61F 13/10; A61F 15/00;  
A61F 2013/00412; A61F 2013/00536  
USPC ..... D24/189–190; D23/209; 602/5, 9, 41,  
602/42, 44, 48, 56, 60, 63, 75, 76, 208;  
600/203–208; 128/850–888

FIG. 1 is a perspective view of wound protector showing our new design;  
FIG. 2 is an elevational view thereof viewed from the front, rear, left and right sides;  
FIG. 3 is a top plan view thereof;  
FIG. 4 is a bottom plan view thereof; and,  
FIG. 5 is a sectional view taken along line 5-5 in FIG. 3.

See application file for complete search history.

**1 Claim, 5 Drawing Sheets**



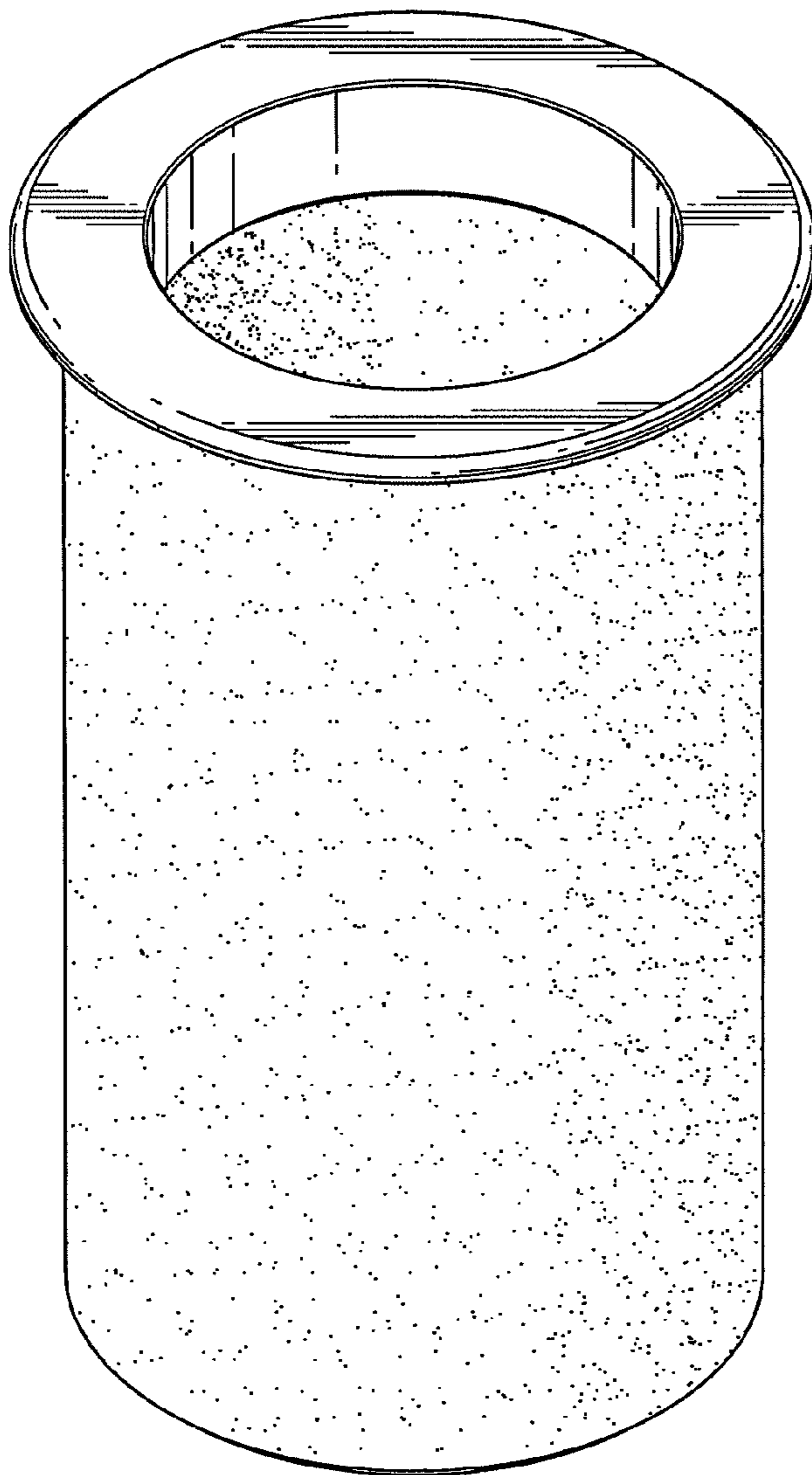


FIG. 1




FIG. 2

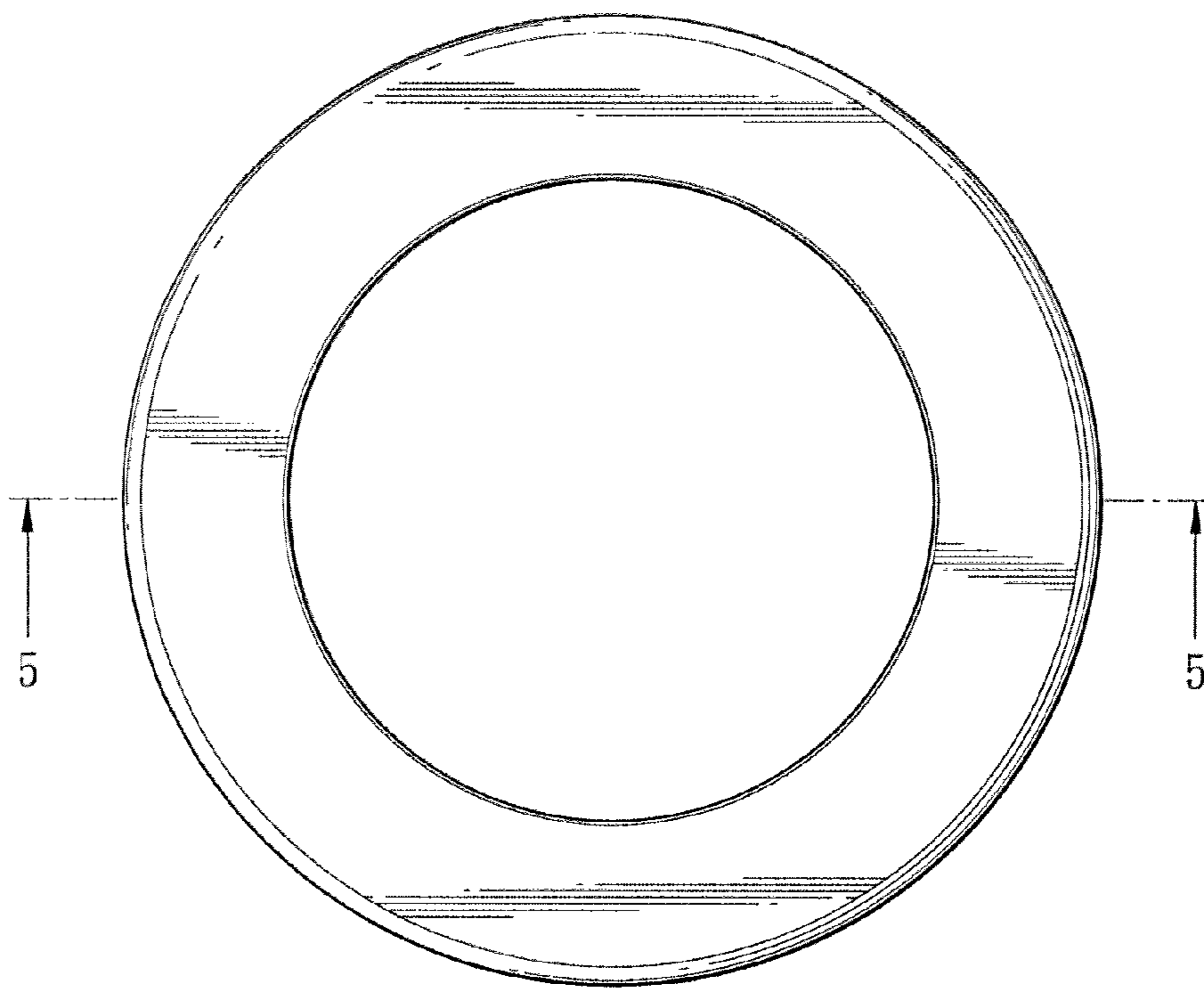


FIG. 3

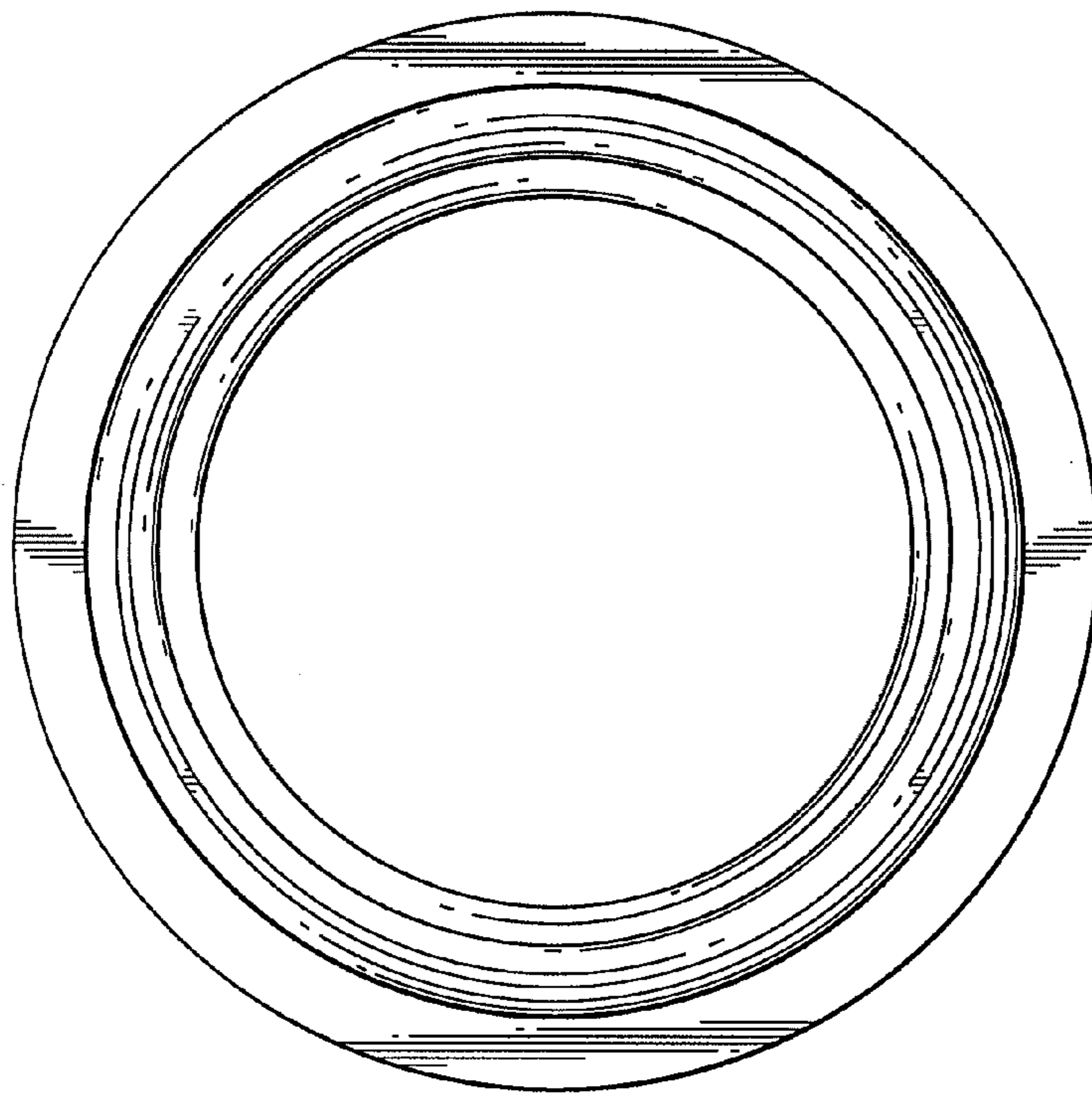


FIG. 4




FIG. 5