



US00D707829S

(12) **United States Design Patent**
Chan et al.

(10) **Patent No.:** **US D707,829 S**
(45) **Date of Patent:** **** Jun. 24, 2014**

(54) **ADHESIVE BANDAGE WITH DECORATED PAD**

(71) Applicant: **Johnson & Johnson Consumer Companies, Inc., Skillman, NJ (US)**

(72) Inventors: **Jennifer Wing-Yee Chan, Belle Mead, NJ (US); Michael William Eknoian, Warren, NJ (US); Vincent John Petersack, Easthampton, NJ (US); Carmine Michael Rizzo, Cliffwood Beach, NJ (US); Karin Taylor, New York, NY (US)**

(73) Assignee: **Johnson & Johnson Consumer Companies, Inc., Skillman, NJ (US)**

(**) Term: **14 Years**

(21) Appl. No.: **29/471,778**

(22) Filed: **Nov. 5, 2013**

Related U.S. Application Data

(60) Division of application No. 29/386,506, filed on Mar. 1, 2011, now Pat. No. Des. 697,216, which is a continuation-in-part of application No. 13/036,499, filed on Feb. 28, 2011, and a continuation-in-part of application No. 13/036,471, filed on Feb. 28, 2011.

(51) **LOC (10) Cl.** **24-04**

(52) **U.S. Cl.**
USPC **D24/189**

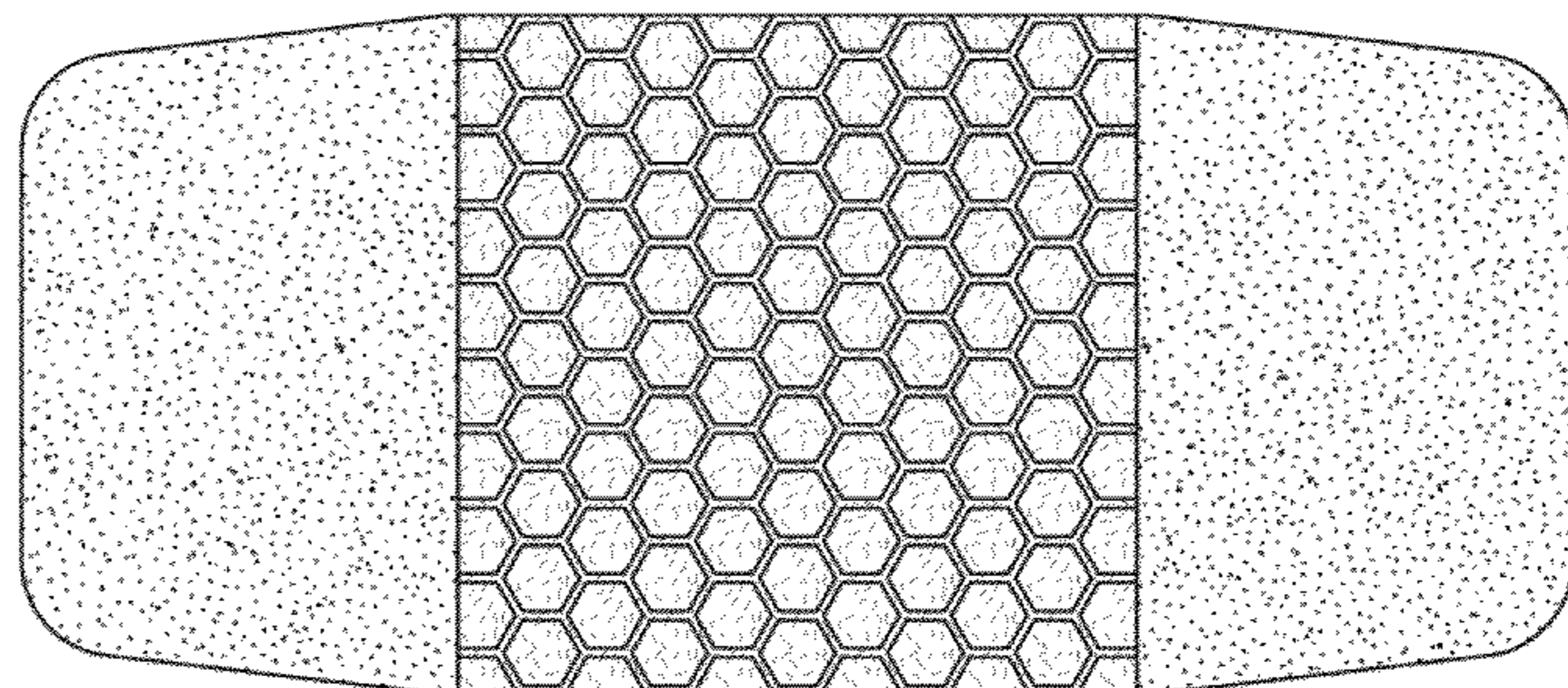
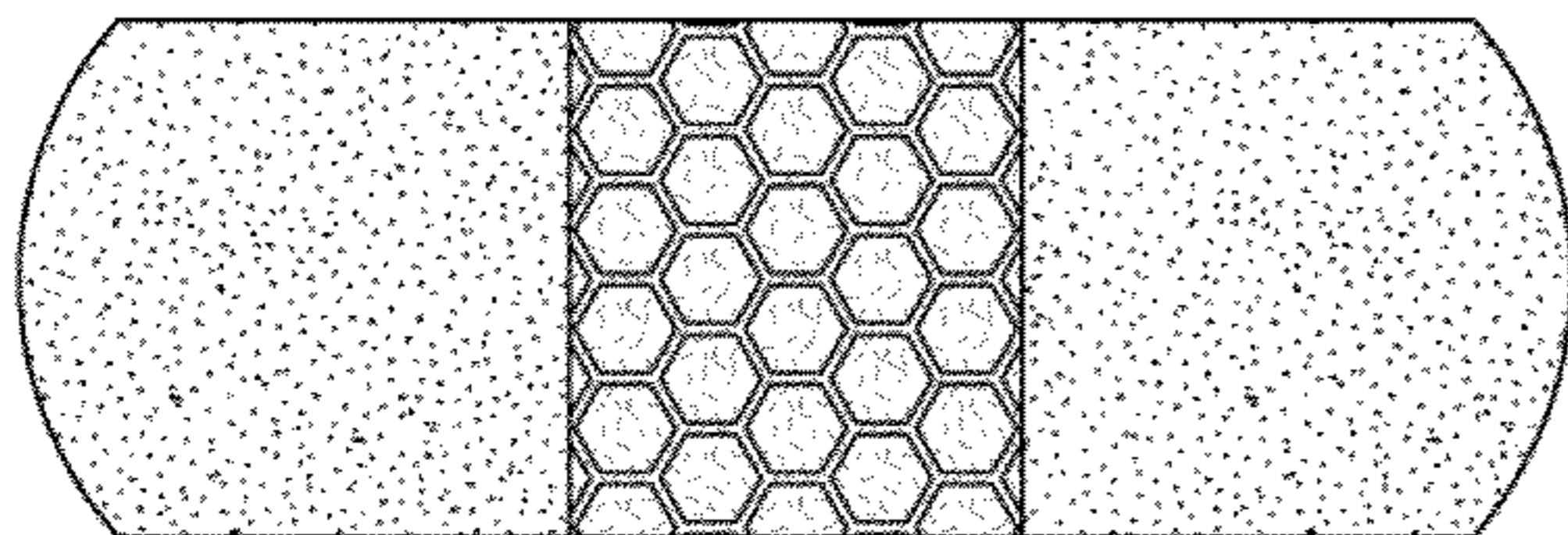
(58) **Field of Classification Search**
USPC D24/189; D20/10-11, 23, 35, 42;
602/41-48, 54-55, 58
See application file for complete search history.

(56) **References Cited**

U.S. PATENT DOCUMENTS

2,788,003 A 4/1957 Morin
2,896,618 A 7/1959 Schaefer
3,053,252 A 9/1962 Wolf
3,073,304 A 1/1963 Schaar

3,214,502 A 10/1965 Schaar
3,431,911 A 3/1969 Meisel, Jr.
3,494,362 A 2/1970 Burgeni
3,670,731 A 6/1972 Harmon
3,707,430 A 12/1972 Costanza et al.
3,731,686 A 5/1973 Chatterjee
3,858,585 A 1/1975 Chatterjee
3,903,890 A 9/1975 Mesek et al.
3,908,659 A 9/1975 Wehrmeyer et al.
4,145,464 A 3/1979 McConnell et al.
4,259,387 A 3/1981 Mesek
4,423,101 A 12/1983 Willstead
4,616,644 A 10/1986 Saferstein et al.
D288,363 S 2/1987 Wallstrom
4,781,710 A 11/1988 Megison et al.
5,051,259 A 9/1991 Olsen et al.
5,158,555 A 10/1992 Porzilli
5,250,043 A 10/1993 Castellana et al.
5,328,450 A 7/1994 Smith et al.
5,423,736 A 6/1995 Cartmell et al.
5,429,589 A 7/1995 Cartmell et al.
D383,211 S 9/1997 Dunshee et al.
5,681,301 A 10/1997 Yang et al.
D387,169 S 12/1997 Dunshee et al.
D389,244 S 1/1998 Dunshee et al.
D391,639 S 3/1998 Dunshee et al.
5,782,787 A 7/1998 Webster
D402,371 S 12/1998 Haynes et al.
D404,136 S 1/1999 Dunshee et al.
D407,160 S 3/1999 Dunshee et al.
D408,541 S * 4/1999 Dunshee et al. D24/189
5,954,679 A 9/1999 Baranitsky
5,990,377 A 11/1999 Chen et al.
5,998,032 A 12/1999 Hansen et al.
D424,699 S 5/2000 Allen
6,171,648 B1 1/2001 Himmelsbach et al.
6,245,961 B1 6/2001 Roxendal et al.
6,384,294 B1 5/2002 Levin
6,395,395 B1 5/2002 Hansen et al.
6,395,957 B1 5/2002 Chen et al.
6,420,622 B1 7/2002 Johnston et al.
6,566,575 B1 5/2003 Stickels et al.
6,747,186 B2 6/2004 Shimizu
6,897,348 B2 5/2005 Malik
D511,006 S 10/2005 Dodd et al.
6,967,261 B1 11/2005 Soerens et al.
D514,703 S * 2/2006 Palomino, Jr. D24/189
7,105,716 B2 9/2006 Baratian et al.
7,154,017 B2 12/2006 Sigurjonsson et al.
7,214,847 B1 5/2007 Flick
7,220,889 B2 5/2007 Sigurjonsson et al.
D545,970 S 7/2007 Eknoian et al.
7,238,849 B2 7/2007 Goldberg et al.



7,270,721	B2	9/2007	Hilfenhaus et al.	
7,291,762	B2	11/2007	Flick	
7,304,202	B2	12/2007	Sigurjonsson et al.	
7,329,792	B2	2/2008	Buckman et al.	
7,335,612	B2	2/2008	Kim	
D570,421	S	6/2008	Andersson	
7,396,975	B2	7/2008	Sigurjonsson et al.	
D582,560	S *	12/2008	Sachi	D24/189
D582,561	S *	12/2008	Sachi	D24/189
D583,955	S *	12/2008	Sachi	D24/189
7,468,471	B2	12/2008	Sigurjonsson et al.	
D584,415	S *	1/2009	Sachi	D24/189
D611,156	S	3/2010	Dunshee	
7,811,021	B2	10/2010	Gueret	
D646,789	S	10/2011	Barth	
D648,439	S *	11/2011	Greener et al.	D24/189
D694,892	S	12/2013	Chan et al.	
D697,216	S	1/2014	Chan et al.	
2003/0208175	A1	11/2003	Gross et al.	
2004/0049145	A1	3/2004	Flick	
2004/0127834	A1	7/2004	Sigurjonsson et al.	
2004/0127835	A1	7/2004	Sigurjonsson et al.	
2004/0127836	A1	7/2004	Sigurjonsson et al.	
2004/0127837	A1	7/2004	Sigurjonsson	
2004/0127839	A1	7/2004	Sigurjonsson et al.	
2004/0133143	A1	7/2004	Burton et al.	
2004/0138604	A1	7/2004	Sigurjonsson et al.	
2004/0138605	A1	7/2004	Sigurjonsson et al.	
2005/0165445	A1	7/2005	Buckman et al.	
2007/0129697	A1	6/2007	Soerens et al.	
2007/0142803	A1	6/2007	Soerens et al.	
2008/0033506	A1	2/2008	Flick	
2008/0039763	A1	2/2008	Sigurjonsson et al.	
2008/0076844	A1	3/2008	Van Sumeren et al.	
2008/0119773	A1	5/2008	Flick	
2008/0255493	A1	10/2008	Sigurjonsson et al.	
2010/0179463	A1	7/2010	Greener et al.	
2012/0220973	A1	8/2012	Chan et al.	
2012/0220974	A1	8/2012	Chan et al.	
2012/0220975	A1	8/2012	Chan et al.	

FOREIGN PATENT DOCUMENTS

CA	2321418	7/1992
WO	2010147535	12/2010

OTHER PUBLICATIONS

Design U.S. Appl. No. 29/468,291, filed Sep. 27, 2013, Chan et al.
 Design U.S. Appl. No. 29/471,778, filed Nov. 5, 2013, Chan et al.

* cited by examiner

Primary Examiner — T. Chase Nelson
Assistant Examiner — Michelle E Wilson

(57) **CLAIM**

We claim the ornamental design for an adhesive bandage with decorated pad, as shown and described.

DESCRIPTION

FIG. 1 is a plan view of a first embodiment of an adhesive bandage with a decorated absorbent pad showing my new design;
 FIG. 2 is a side elevational view thereof, the opposite side elevational view being a mirror image thereof;
 FIG. 3 is an end elevational view thereof, the opposite end elevational view being a mirror image thereof;
 FIG. 4 is a plan view of a second embodiment of an adhesive bandage with a decorated absorbent pad showing my new design;

FIG. 5 is a side elevational view of the embodiment of FIG. 4, the opposite side elevational view being a mirror image thereof;
 FIG. 6 is an end elevational view of the embodiment of FIG. 4, the opposite end elevational view being a mirror image thereof;
 FIG. 7 is a plan view of a sixteenth embodiment of an adhesive bandage with a decorated absorbent pad showing my new design;
 FIG. 8 is a side elevational view of the embodiment of FIG. 7, the opposite side elevational view being a mirror image thereof;
 FIG. 9 is an end elevational view of the embodiment of FIG. 7, the opposite end elevational view being a mirror image thereof;
 FIG. 10 is a plan view of a twentieth embodiment of an adhesive bandage with a decorated absorbent pad showing my new design;
 FIG. 11 is a side elevational view of the embodiment of FIG. 10, the opposite side elevational view being a mirror image thereof;
 FIG. 12 is an end elevational view of the embodiment of FIG. 10, the opposite end elevational view being a mirror image thereof;
 FIG. 13 is a plan view of a twenty-second embodiment of an adhesive bandage with a decorated absorbent pad showing my new design;
 FIG. 14 is a side elevational view of the embodiment of FIG. 13, the opposite side elevational view being a mirror image thereof;
 FIG. 15 is an end elevational view of the embodiment of FIG. 13, the opposite end elevational view being a mirror image thereof;
 FIG. 16 is a plan view of a twenty-third embodiment of an adhesive bandage with a decorated absorbent pad showing my new design;
 FIG. 17 is a side elevational view of the embodiment of FIG. 16, the opposite side elevational view being a mirror image thereof;
 FIG. 18 is an end elevational view of the embodiment of FIG. 16, the opposite end elevational view being a mirror image thereof;
 FIG. 19 is a plan view of a twenty-fifth embodiment of an adhesive bandage with a decorated absorbent pad showing my new design;
 FIG. 20 is a side elevational view of the embodiment of FIG. 19, the opposite side elevational view being a mirror image thereof;
 FIG. 21 is an end elevational view of the embodiment of FIG. 19, the opposite end elevational view being a mirror image thereof;
 FIG. 22 is a plan view of a twenty-seventh embodiment of an adhesive bandage with a decorated absorbent pad showing my new design;
 FIG. 23 is a side elevational view of the embodiment of FIG. 22, the opposite side elevational view being a mirror image thereof;
 FIG. 24 is an end elevational view of the embodiment of FIG. 22, the opposite end elevational view being a mirror image thereof;
 FIG. 25 is a plan view of a twenty-ninth embodiment of an adhesive bandage with a decorated absorbent pad showing my new design;

FIG. **26** is a side elevational view of the embodiment of FIG. **25**, the opposite side elevational view being a mirror image thereof;

FIG. **27** is an end elevational view of the embodiment of FIG. **25**, the opposite end elevational view being a mirror image thereof;

FIG. **28** is a plan view of a thirty-first embodiment of an adhesive bandage with a decorated absorbent pad showing my new design;

FIG. **29** is a side elevational view of the embodiment of FIG. **28**, the opposite side elevational view being a mirror image thereof; and,

FIG. **30** is an end elevational view of the embodiment of FIG. **28**, the opposite end elevational view being a mirror image thereof.

The dot-dash lines are included for the purpose of illustrating portions of the adhesive bandage backing layer and absorbent pad that form no part of the claimed design.

The back side plan view, opposite the illustrated plan views, of the embodiments of FIGS. **1-30** is not shown because that side of the claimed areas of the adhesive backing layer is plain and unornamented, and the back side of the absorbent pad along with the back side of the portion of the adhesive backing layer to which the absorbent pad is adhered is illustrated in broken lines and thus is disclaimed.

It will be appreciated that the adhesive backing layer is plain and unornamented in the sense that there are no decorative features on the adhesive backing layer, and that the texture or other visual appearances of the material of the adhesive backing layer is not illustrated and is not considered a part of the claimed invention.

1 Claim, 10 Drawing Sheets

FIG. 1

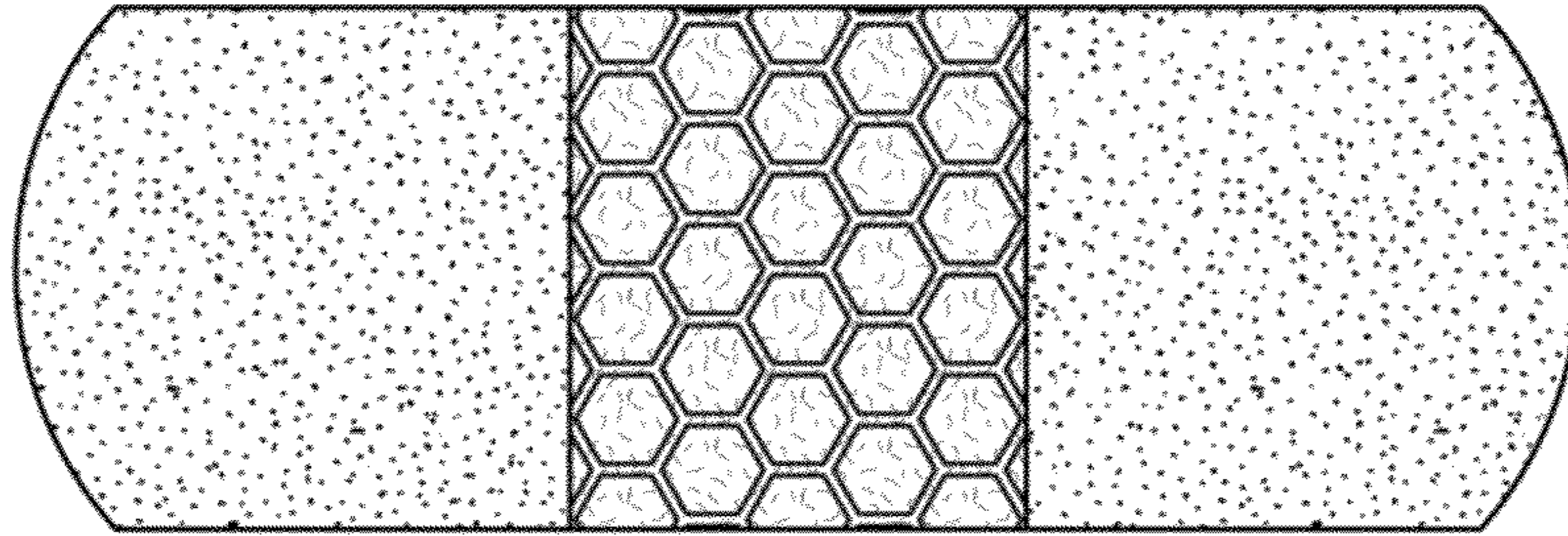


FIG. 2



FIG. 3



FIG. 4

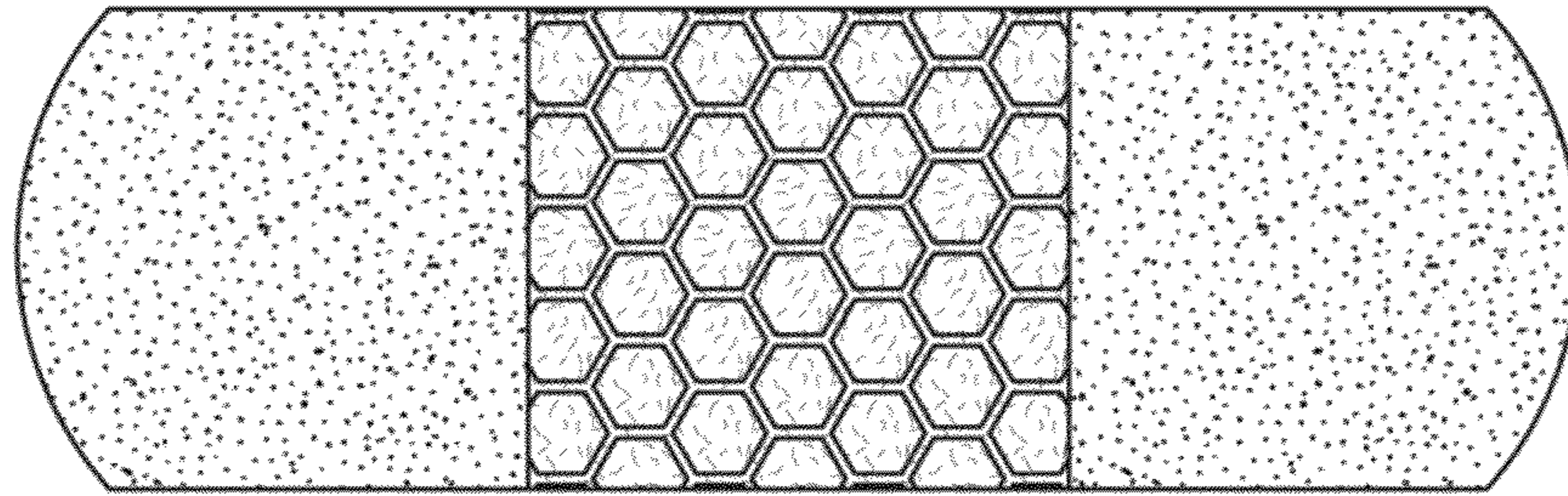


FIG. 5



FIG. 6



FIG. 7

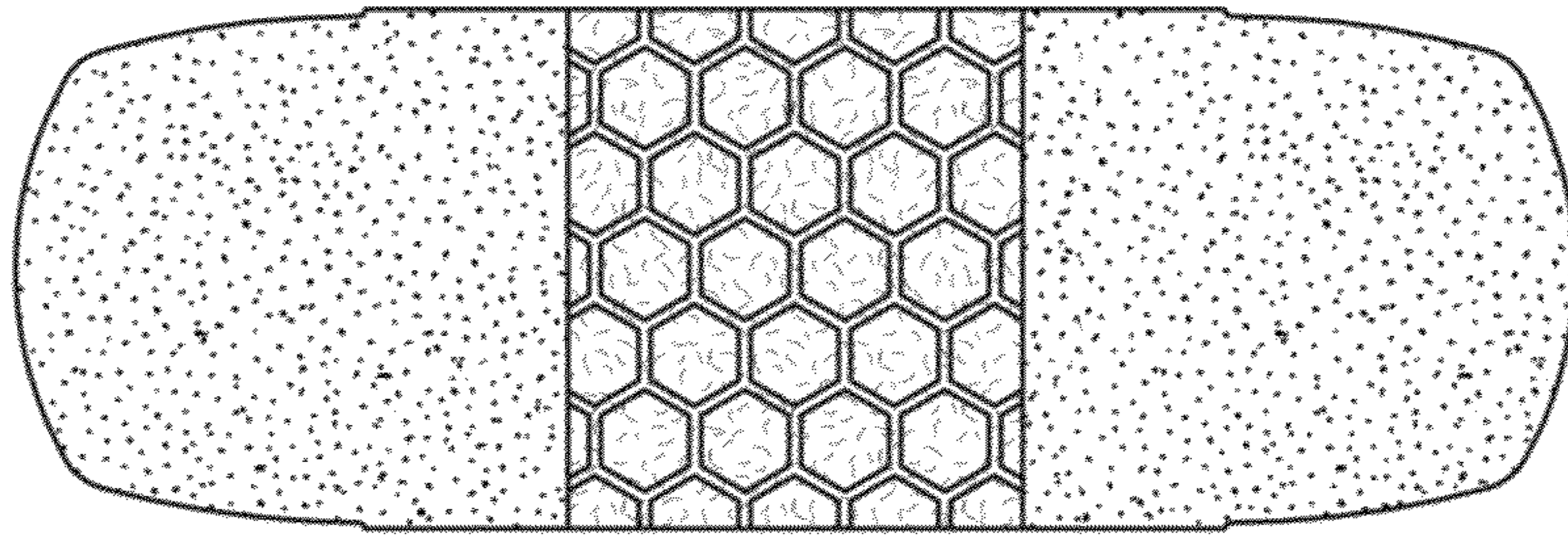


FIG. 8




FIG. 9



FIG. 10

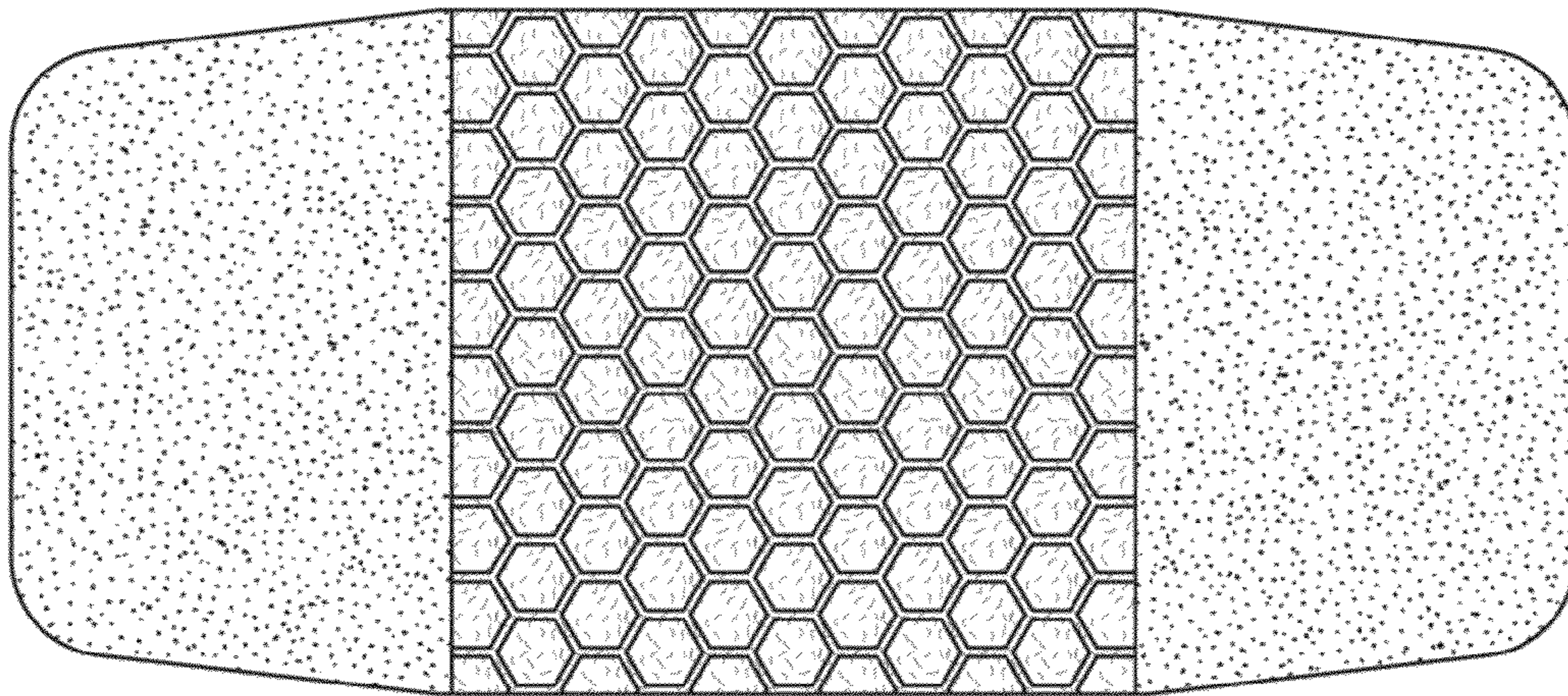


FIG. 11



FIG. 12



FIG. 13

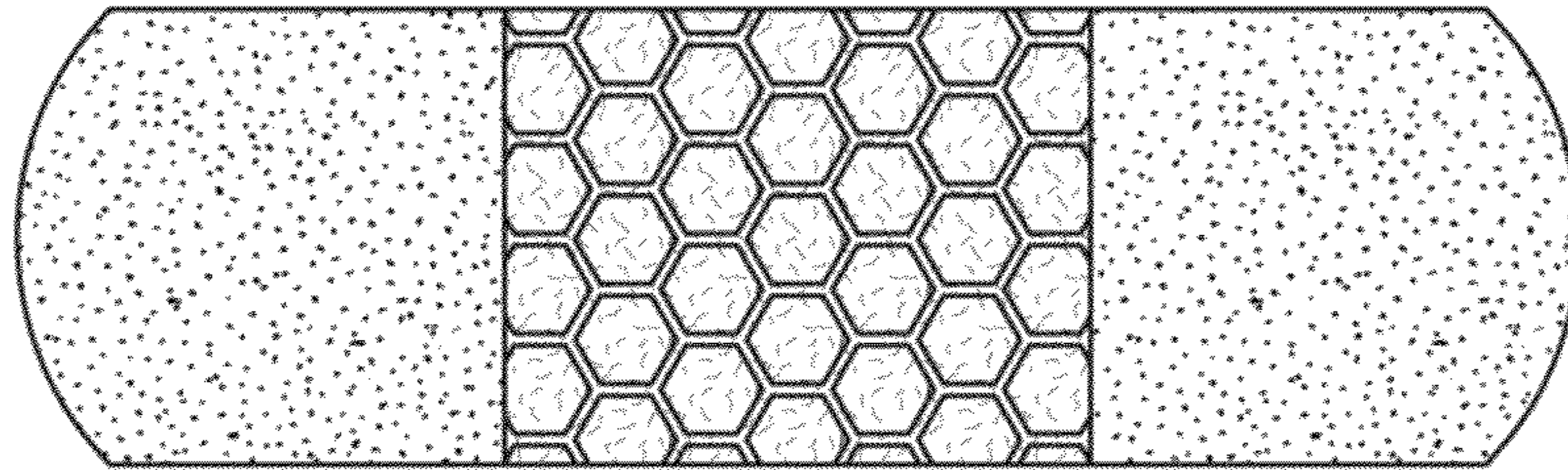


FIG. 14



FIG. 15



FIG. 16

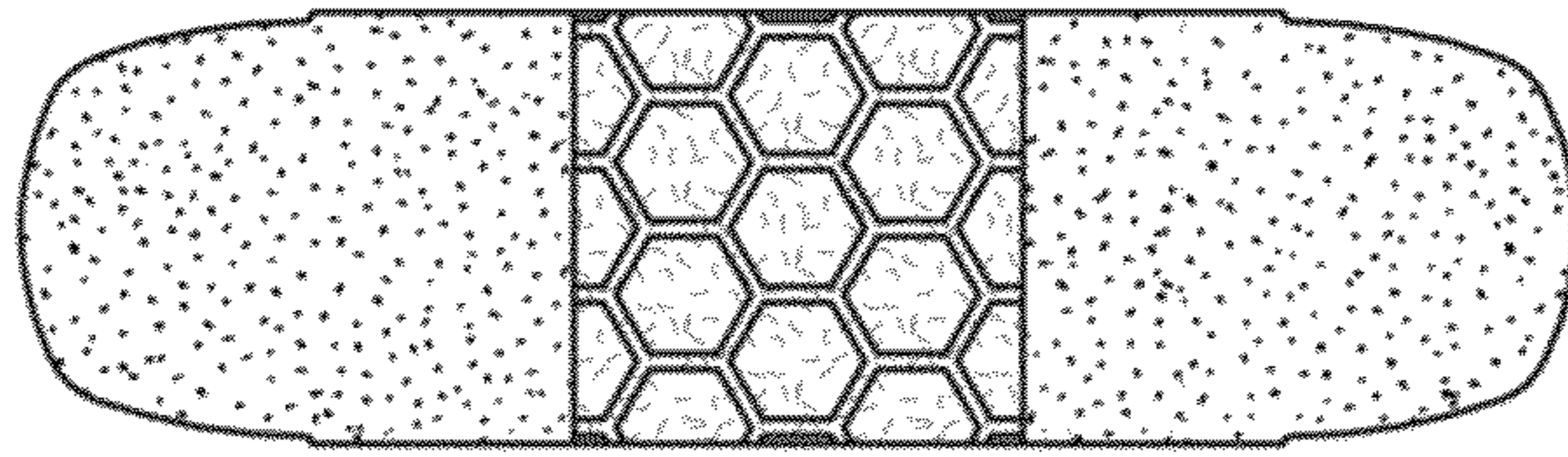


FIG. 17



FIG. 18




FIG. 19

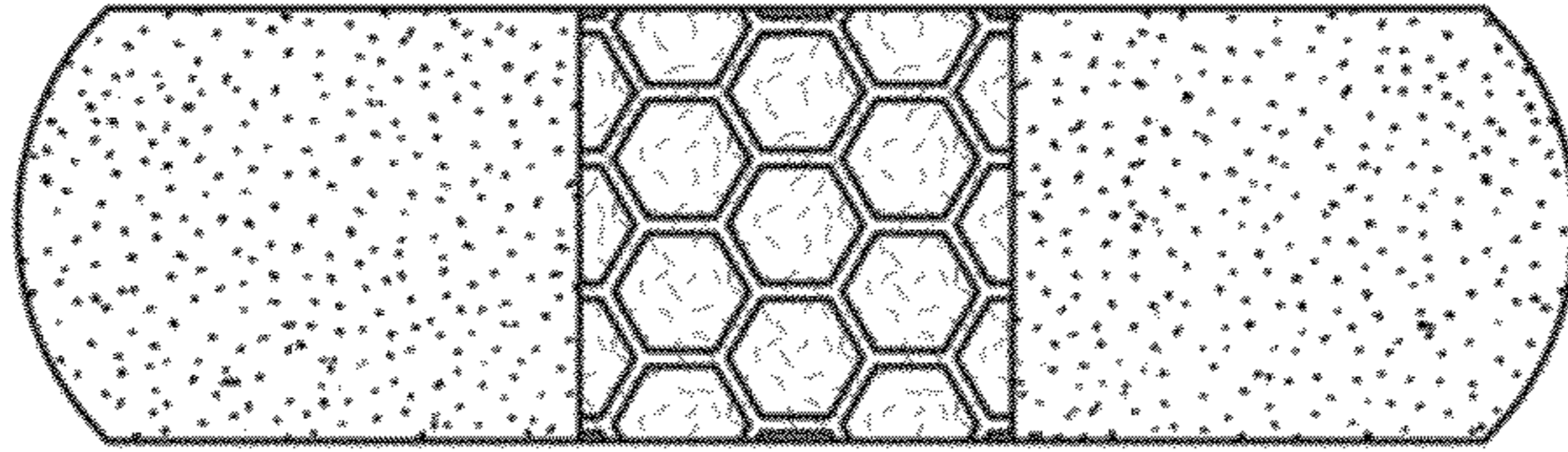


FIG. 20



FIG. 21



FIG. 22

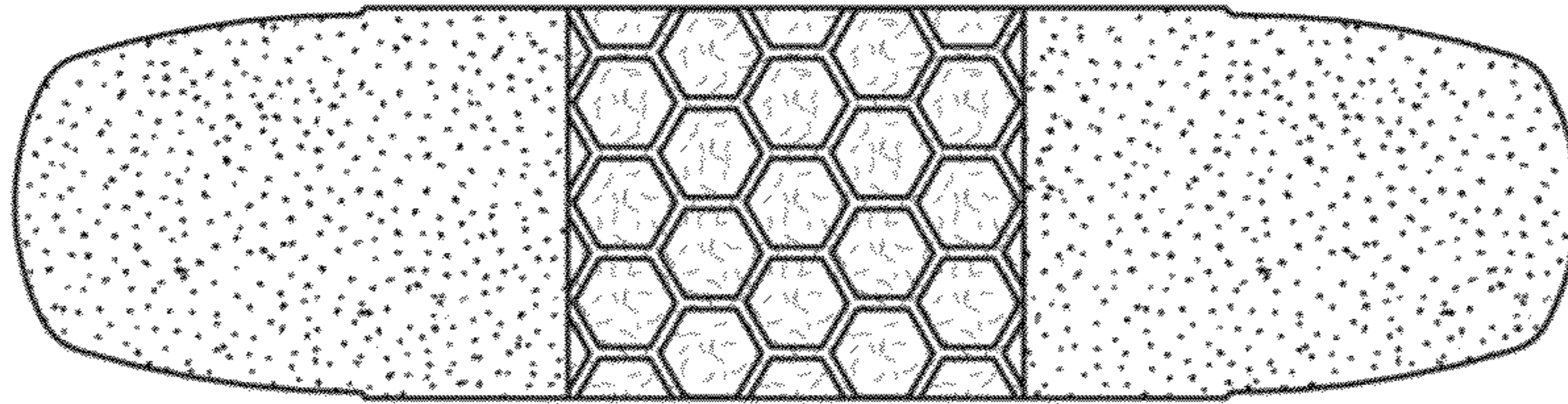


FIG. 23



FIG. 24



FIG. 25




FIG. 26



FIG. 27



FIG. 28

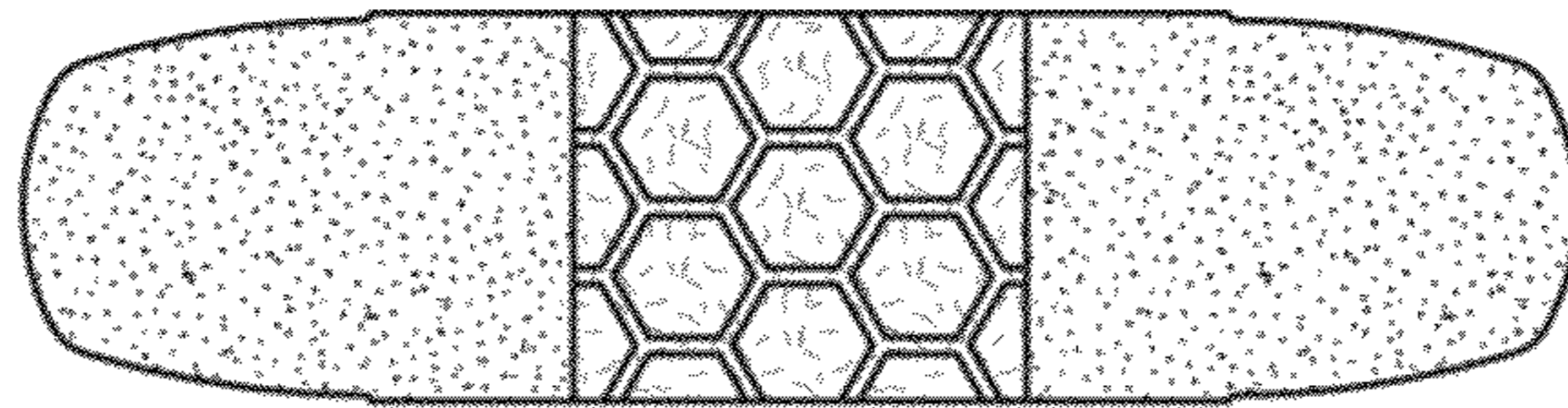


FIG. 29



FIG. 30

