



US00D707827S

(12) **United States Design Patent**
Tseng et al.

(10) **Patent No.:** **US D707,827 S**
(45) **Date of Patent:** **** Jun. 24, 2014**

(54) **VITAL SIGNS MONITOR**

(75) Inventors: **Feilang Tseng**, Osaka (JP); **Takashi Shigeno**, Kawasaki (JP); **Kazuya Andachi**, Tokyo (JP)

(73) Assignee: **Omron Healthcare Co., Ltd.**, Kyoto (JP)

(**) Term: **14 Years**

(21) Appl. No.: **29/390,410**

(22) Filed: **Apr. 25, 2011**

(30) **Foreign Application Priority Data**

Oct. 25, 2010 (JP) 2010-025555

(51) **LOC (10) Cl.** **24-01**

(52) **U.S. Cl.**
USPC **D24/186**

(58) **Field of Classification Search**
USPC D24/107, 158, 164, 165, 167, 170,
D24/186-187, 231, 137-138, 169; 600/300,
600/301, 368, 372, 481, 529, 544, 554,
600/561; D10/81, 78; D13/168; D14/137
See application file for complete search history.

(56) **References Cited**

U.S. PATENT DOCUMENTS

D414,870 S * 10/1999 Saltzstein et al. D24/186
D460,559 S * 7/2002 Knieriem et al. D24/186
D535,031 S * 1/2007 Barrett et al. D24/186

(Continued)

Primary Examiner — T. Chase Nelson

Assistant Examiner — Mark Cavanna

(74) *Attorney, Agent, or Firm* — Capitol City TechLaw


(57) **CLAIM**

The ornamental design for a vital signs monitor, as shown.

DESCRIPTION

FIG. 1 is a front, top, and right side perspective view of a first embodiment of a vital signs monitor showing our new design; FIG. 2 is a rear, top, and left side perspective view thereof; FIG. 3 is a rear, bottom, and left side perspective view thereof; FIG. 4 is a front elevational view thereof; FIG. 5 is a rear elevational view thereof; FIG. 6 is a top plan view thereof; FIG. 7 is a bottom plan view thereof; FIG. 8 is a right side elevational view thereof; FIG. 9 is a left side elevational view thereof; FIG. 10 is a front, top, and right side perspective view of a second embodiment of a vital signs monitor showing our new design; FIG. 11 is a rear, top, and left side perspective view thereof; FIG. 12 is a rear, bottom, and left side perspective view thereof; FIG. 13 is a front elevational view thereof; FIG. 14 is a rear elevational view thereof; FIG. 15 is a top plan view thereof; FIG. 16 is a bottom plan view thereof; FIG. 17 is a right side elevational view thereof; FIG. 18 is a left side elevational view thereof; FIG. 19 is a front, top, and right side perspective view of a third embodiment of a vital signs monitor showing our new design; FIG. 20 is a rear, top, and left side perspective view thereof; FIG. 21 is a rear, bottom, and left side perspective view thereof; FIG. 22 is a front elevational view thereof; FIG. 23 is a rear elevational view thereof; FIG. 24 is a top plan view thereof; FIG. 25 is a bottom plan view thereof; FIG. 26 is a right side elevational view thereof; and, FIG. 27 is a left side elevational view thereof.

1 Claim, 27 Drawing Sheets



(56)

References Cited

U.S. PATENT DOCUMENTS

D536,794 S * 2/2007 Knieriem et al. D24/186
D536,795 S * 2/2007 Knieriem et al. D24/186
D609,197 S * 2/2010 Koskela et al. D24/186
D621,048 S * 8/2010 Severe et al. D24/167
D634,430 S * 3/2011 Osiecki et al. D24/165
D634,431 S * 3/2011 Severe et al. D24/167

D634,435 S * 3/2011 Chua et al. D24/186
D651,924 S * 1/2012 Faulkner et al. D10/81
D651,925 S * 1/2012 Faulkner et al. D10/78
D659,836 S * 5/2012 Bensch et al. D24/167
D664,258 S * 7/2012 Harkin et al. D24/169
D665,501 S * 8/2012 Shibata et al. D24/165
D665,504 S * 8/2012 Arimitsu D24/186
D676,136 S * 2/2013 Arimitsu D24/186
D684,490 S * 6/2013 Nelson et al. D10/81

* cited by examiner

Fig. 1




Fig.2




Fig.3




Fig.4



Fig.5



Fig.6




Fig.7




Fig.8




Fig.9




Fig. 10




Fig. 11




Fig. 12




Fig. 13




Fig. 14




Fig. 15




Fig. 16




Fig. 17




Fig. 18




Fig. 19




Fig.20




Fig.21




Fig.22




Fig.23




Fig.24




Fig.25




Fig.26




Fig.27

