



US00D707789S

(12) **United States Design Patent**  
**Jones**

(10) **Patent No.:** **US D707,789 S**  
(45) **Date of Patent:** **\*\* Jun. 24, 2014**

(54) **COMBINED SKINNER AND SURVIVAL KNIFE**

D356,020 S \* 3/1995 Costa ..... D8/105  
D417,630 S \* 12/1999 Erlandson ..... D22/149  
D523,516 S \* 6/2006 Jackson et al. .... D22/149  
D538,881 S \* 3/2007 Jackson et al. .... D22/149

(71) Applicant: **Fremont Knives**, Lander, WY (US)

\* cited by examiner

(72) Inventor: **Michael Jones**, Lander, WY (US)

*Primary Examiner* — Catheri Oliver-Garcia

(73) Assignee: **Fremont Knives**, Lander, WY (US)

(\*\*) Term: **14 Years**

(57) **CLAIM**

The ornamental design for a combined skinner and survival knife, as shown and described.

(21) Appl. No.: **29/453,681**

(22) Filed: **May 1, 2013**

**DESCRIPTION**

(51) **LOC (10) Cl.** ..... **22-05**

(52) **U.S. Cl.**  
USPC ..... **D22/149; D22/118**

(58) **Field of Classification Search**  
USPC ..... D22/149–150, 134, 117–118;  
D8/95–99, 101, 105; 452/105, 132;  
30/294, 162, 314, 315, 320  
See application file for complete search history.

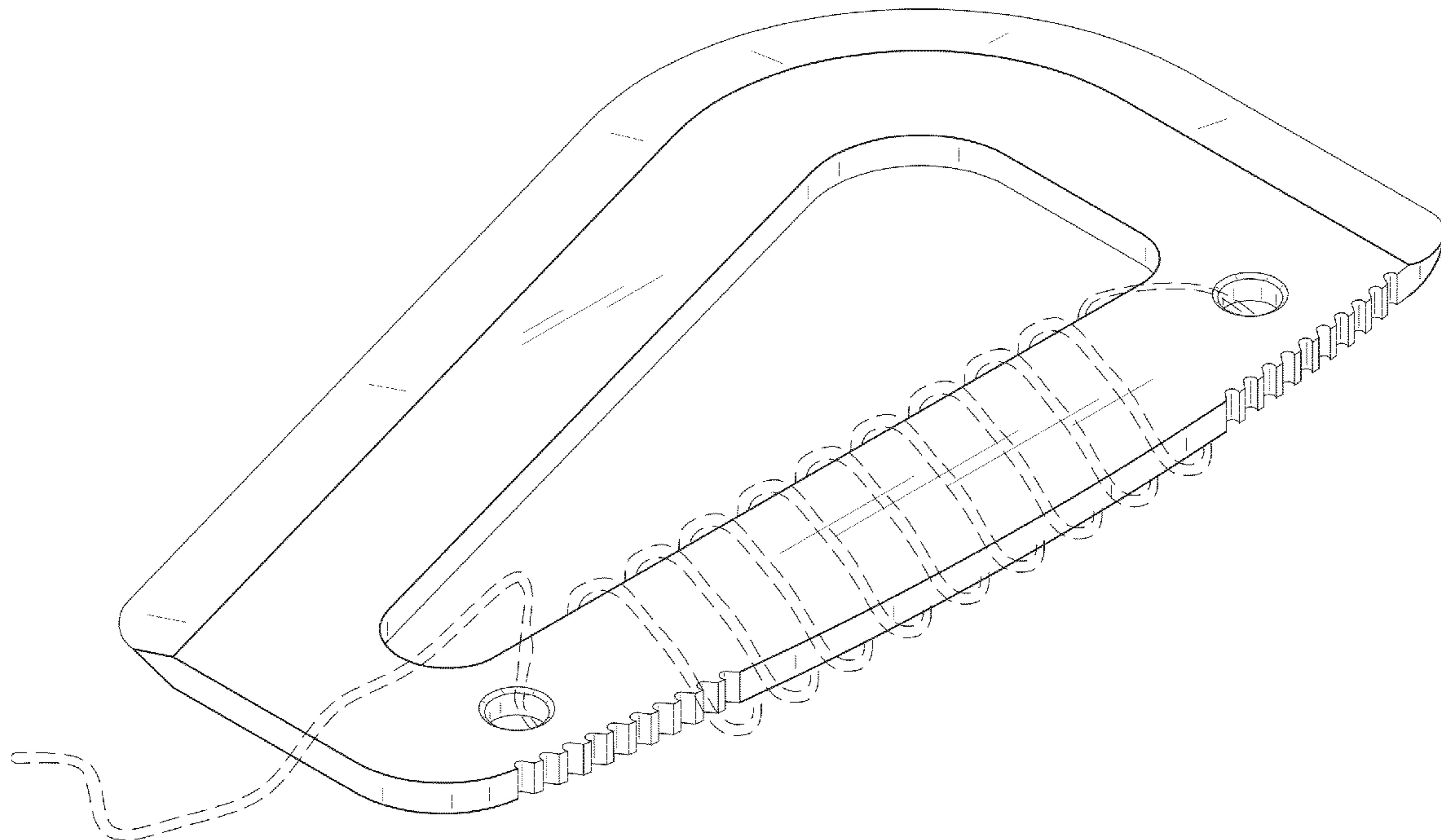
FIG. 1 is a perspective view of a combined skinner and survival knife showing my new design;  
FIG. 2 is a front view, the rear view being a mirror image thereof;  
FIG. 3 is a top view thereof;  
FIG. 4 is a bottom view thereof;  
FIG. 5 is a side view thereof; and,  
FIG. 6 is an opposite side view thereof.  
In FIG. 1, the broken lines showing the environmental structure for purposes of illustrating the combined skinner and survival knife in a condition of use. The broken lines and the structure they depict form no part of the claimed design.

(56) **References Cited**

**U.S. PATENT DOCUMENTS**

D195,411 S \* 6/1963 Henry ..... D22/150  
4,729,150 A \* 3/1988 Breaux et al. .... 452/105

**1 Claim, 4 Drawing Sheets**



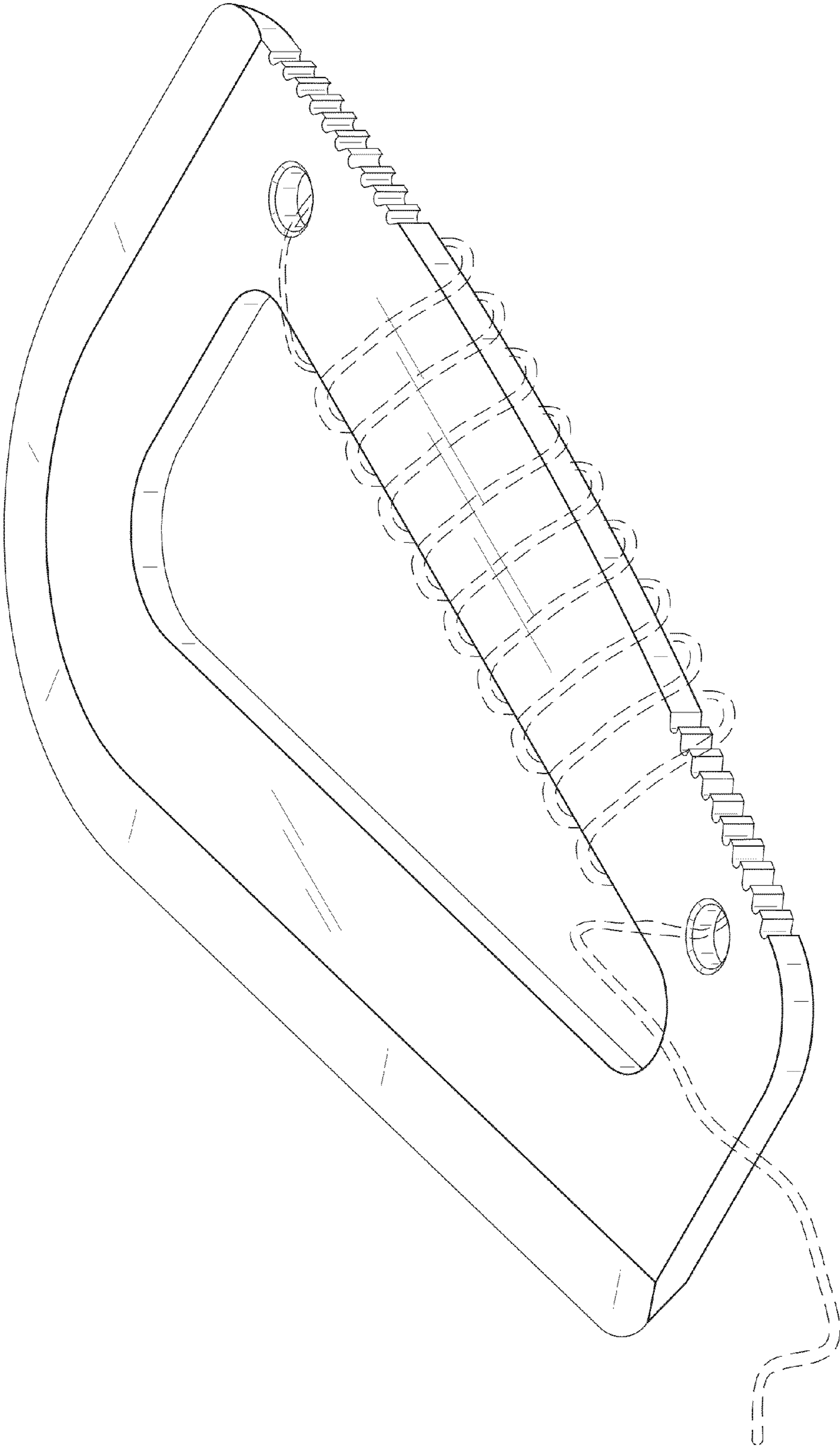


FIG. 1




FIG. 2



FIG. 4




FIG. 3



FIG. 5



FIG. 6