



US00D707782S

(12) **United States Design Patent**
Burnham

(10) **Patent No.:** **US D707,782 S**

(45) **Date of Patent:** **** Jun. 24, 2014**

(54) **CARBON FIBER FIREARM RAIL**

(71) Applicant: **Brian Burnham**, Henderson, NV (US)

(72) Inventor: **Brian Burnham**, Henderson, NV (US)

(**) Term: **14 Years**

(21) Appl. No.: **29/437,018**

(22) Filed: **Nov. 12, 2012**

(51) **LOC (10) Cl.** **22-01**

(52) **U.S. Cl.**

USPC **D22/108**

(58) **Field of Classification Search**

USPC D22/103, 108; 42/1.01-1.07, 2, 10-26,
42/34, 36, 37, DIG. 1; 89/40.06, 41.19,
89/37.04, 33.04, 191.01, 200-204;
D21/572-575; 124/67, 66, 72, 74

See application file for complete search history.

(56) **References Cited**

U.S. PATENT DOCUMENTS

5,599,188	A *	2/1997	Lemos Melendez	434/195
5,988,342	A *	11/1999	Ito et al.	192/144
6,799,658	B2 *	10/2004	Cogar et al.	182/82
8,146,282	B2 *	4/2012	Cabahug et al.	42/85
2012/0285067	A1 *	11/2012	Kitzen	42/90
2013/0061504	A1 *	3/2013	Malherbe et al.	42/84
2013/0224566	A1 *	8/2013	Sakai et al.	429/158

* cited by examiner

Primary Examiner — Michael A Pratt

(74) *Attorney, Agent, or Firm* — Gold & Rizvi, P.A.; H. John Rizvi

(57) **CLAIM**

I claim the ornamental design for a carbon fiber firearm rail, as shown and described.

DESCRIPTION

FIG. 1 is a perspective view of a first image of the carbon fiber firearm rail showing my new design;

FIG. 2 is a bottom view of a second image of the carbon fiber firearm rail;

FIG. 3 is a top view of a third image thereof;

FIG. 4 is a top view of a fourth image thereof, with the broken lines of the screws for the purpose of illustrating the environment, wherein such broken lines form no part of the claimed design;

FIG. 5 is an end view of a fifth image thereof, with the opposing end view being a mirror image thereof;

FIG. 6 is a side view of a sixth image thereof, with the opposing side view being a mirror image thereof; and,

FIG. 7 is an environmental view of a seventh image thereof with the broken lines of the firearm for the purpose of illustrating the environment, wherein such broken lines form no part of the claimed design.

Broken lines shown in the figures represent unclaimed portions of the carbon fiber firearm rail.

1 Claim, 3 Drawing Sheets

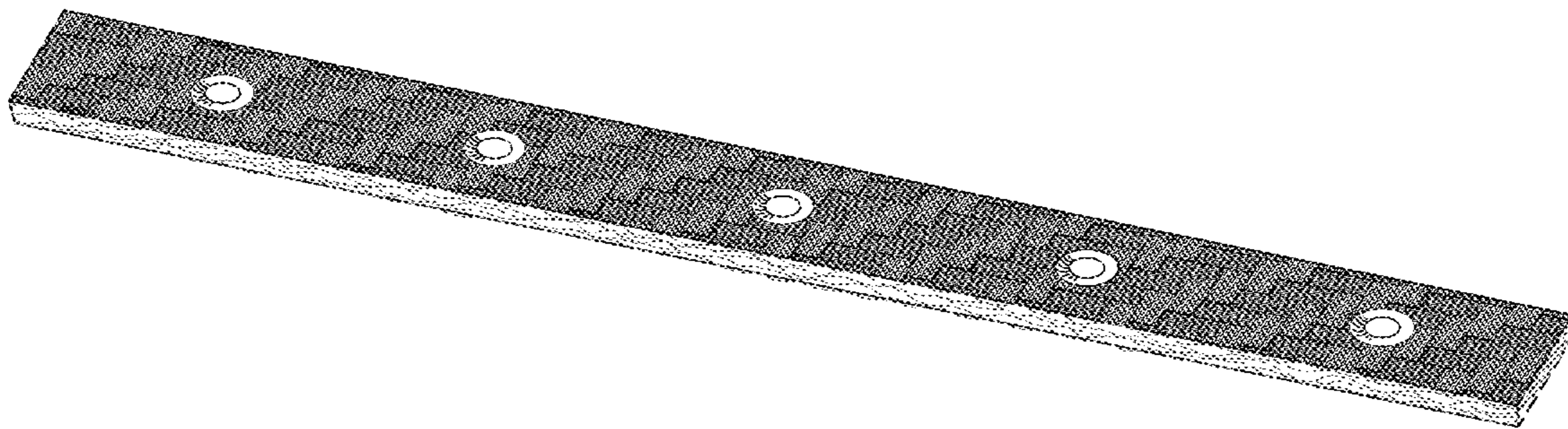


Fig. 1

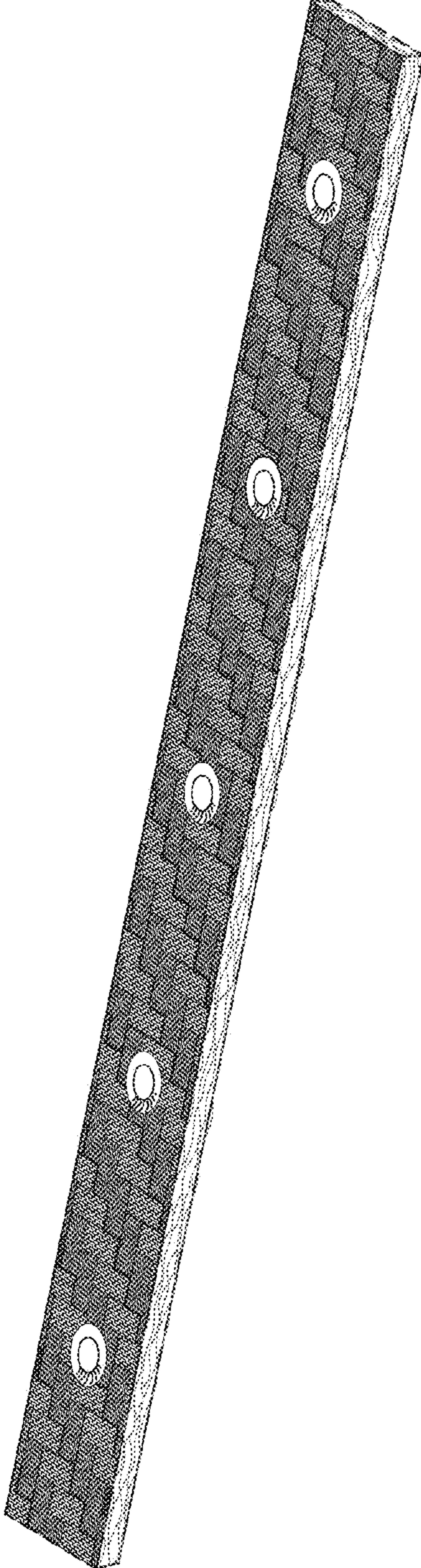


Fig. 2




Fig. 3




Fig. 4




Fig. 5



Fig. 6



Fig. 7

