



US00D707762S

(12) **United States Design Patent**  
**Steinberg**

(10) **Patent No.:** **US D707,762 S**  
(45) **Date of Patent:** **\*\* Jun. 24, 2014**

(54) **TOY FIGURINE**

(71) Applicant: **Jason Ray Steinberg**, Woodridge, IL  
(US)

(72) Inventor: **Jason Ray Steinberg**, Woodridge, IL  
(US)

(\*\*) Term: **14 Years**

(21) Appl. No.: **29/460,555**

(22) Filed: **Jul. 11, 2013**

(51) **LOC (10) Cl.** ..... **21-01**

(52) **U.S. Cl.**  
USPC ..... **D21/636**

(58) **Field of Classification Search**

USPC ..... D21/621, 623–625, 628, 630, 631, 640,  
D21/643–649, 659, 634–637; 446/268, 360,  
446/361, 376, 379, 382–384; D20/31–33  
See application file for complete search history.

(56) **References Cited**

**U.S. PATENT DOCUMENTS**

D151,318 S \* 10/1948 Berber ..... D21/590  
D165,904 S \* 2/1952 Campbell ..... D21/590

D249,488 S \* 9/1978 Siegel ..... D11/160  
5,073,140 A \* 12/1991 Lebensfeld et al. .... 446/297  
D494,231 S \* 8/2004 Beherns et al. .... D21/636

\* cited by examiner

*Primary Examiner* — Zenia Bennett

(74) *Attorney, Agent, or Firm* — Leydig, Voit & Mayer, Ltd.


(57) **CLAIM**

The ornamental design for a toy figurine, as shown and described.

**DESCRIPTION**

FIG. 1 is a perspective view of a toy figurine showing the claimed design;  
FIG. 2 is a front view thereof;  
FIG. 3 is a rear view thereof;  
FIG. 4 is a right side view thereof;  
FIG. 5 is a left side view thereof;  
FIG. 6 is a top view thereof; and,  
FIG. 7 is a bottom view thereof.

**1 Claim, 7 Drawing Sheets**






FIG. 1




FIG.2




FIG.3




FIG. 4




FIG.5

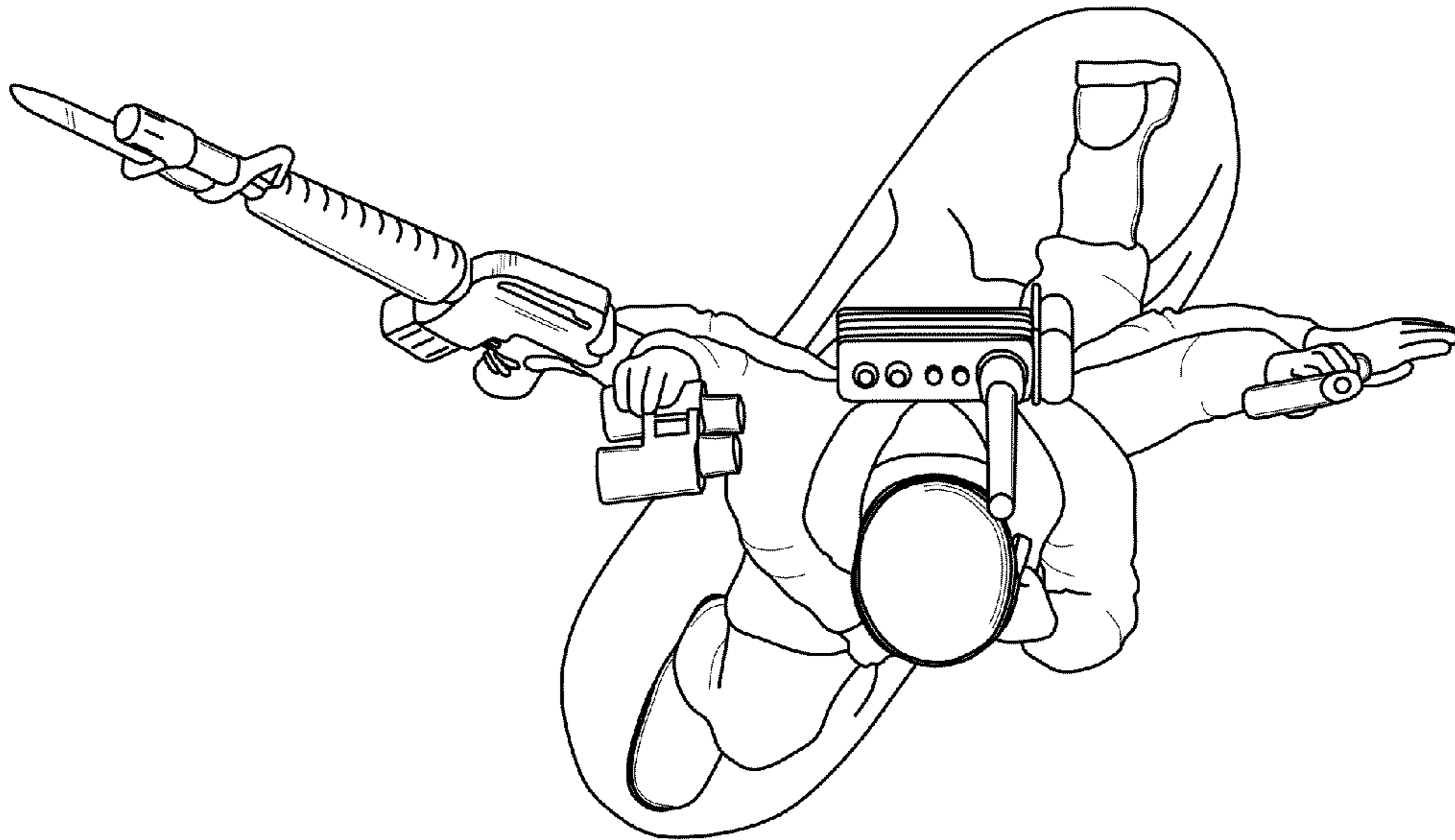


FIG.6

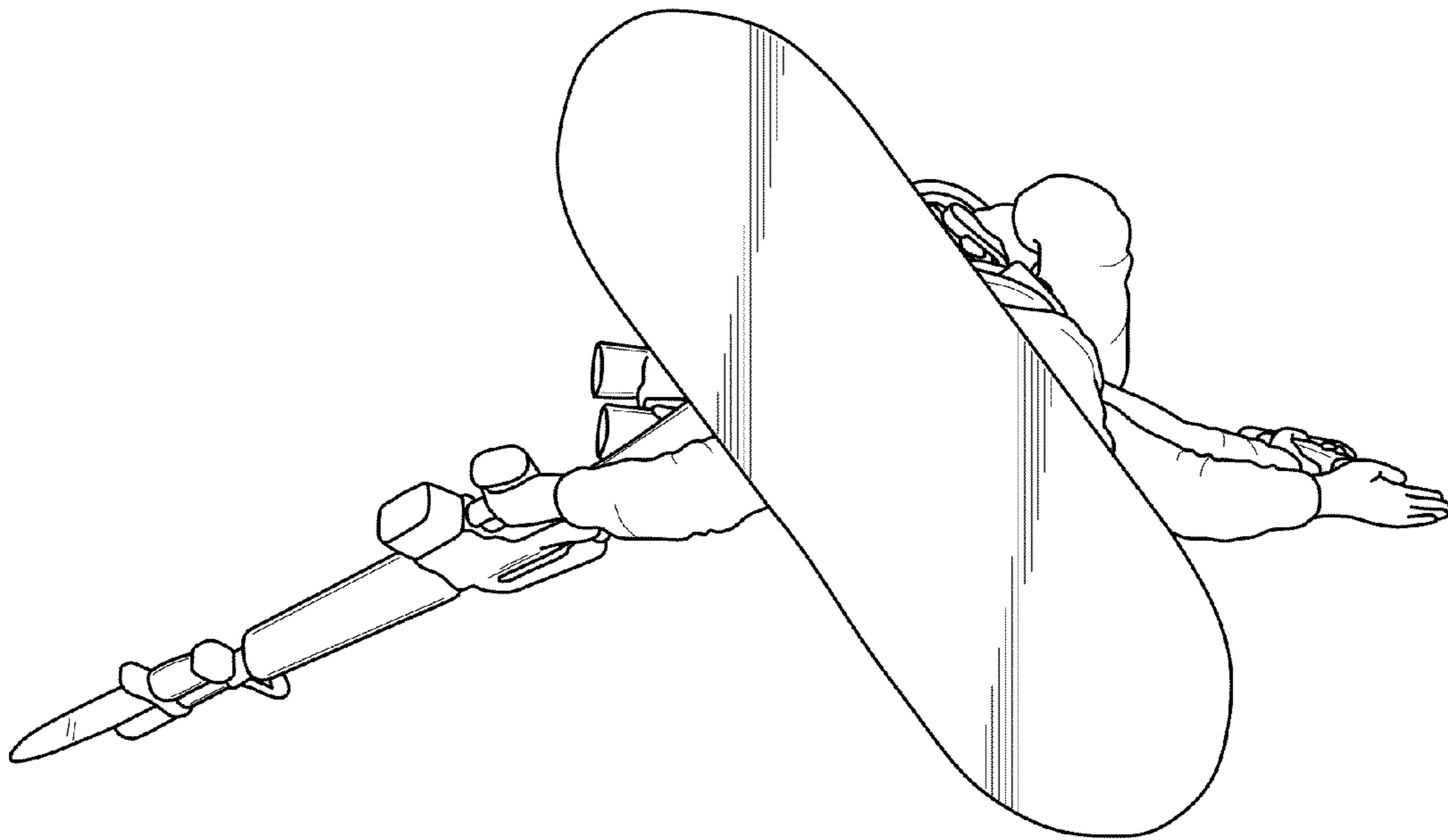


FIG. 7