



US00D707761S

(12) **United States Design Patent**
Steinberg

(10) **Patent No.:** **US D707,761 S**
(45) **Date of Patent:** **** Jun. 24, 2014**

(54) **TOY FIGURINE**

(71) Applicant: **Jason Ray Steinberg**, Woodridge, IL
(US)

(72) Inventor: **Jason Ray Steinberg**, Woodridge, IL
(US)

(**) Term: **14 Years**

(21) Appl. No.: **29/460,554**

(22) Filed: **Jul. 11, 2013**

(51) **LOC (10) Cl.** **21-01**

(52) **U.S. Cl.**
USPC **D21/636**

(58) **Field of Classification Search**
USPC D21/621, 623–625, 628, 630, 631, 640,
D21/643–649, 659, 634–637; 446/268, 360,
446/361, 376, 379, 382–384; D20/31–33
See application file for complete search history.

(56) **References Cited**

U.S. PATENT DOCUMENTS

D151,318 S * 10/1948 Berber D21/590

D165,904 S * 2/1952 Campbell D21/590
D249,488 S * 9/1978 Siegel D11/160
5,073,140 A * 12/1991 Lebensfeld et al. 446/297
D494,231 S * 8/2004 Beherns et al. D21/636

* cited by examiner

Primary Examiner — Zenia Bennett

(74) *Attorney, Agent, or Firm* — Leydig, Voit & Mayer, Ltd.

(57) **CLAIM**

The ornamental design for a toy figurine, as shown and described.

DESCRIPTION

FIG. 1 is a perspective view of a toy figurine showing the claimed design;
FIG. 2 is a front view thereof;
FIG. 3 is a rear view thereof;
FIG. 4 is a right side view thereof;
FIG. 5 is a left side view thereof;
FIG. 6 is a top view thereof; and,
FIG. 7 is a bottom view thereof.

1 Claim, 6 Drawing Sheets





FIG. 1



FIG.2




FIG.3



FIG. 4



FIG.5

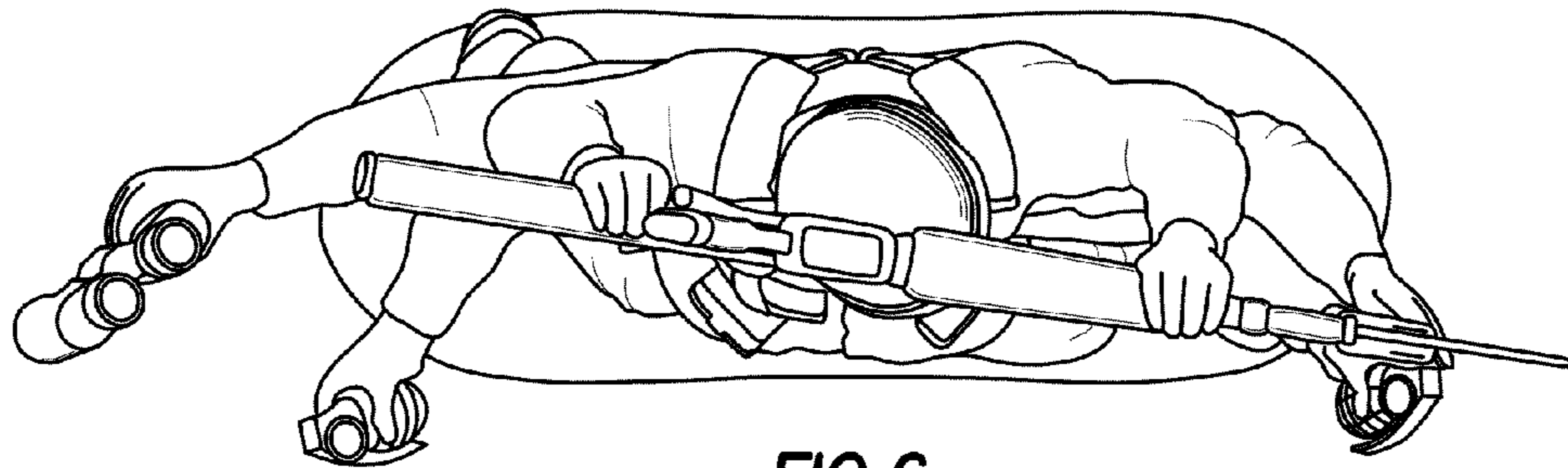


FIG. 6

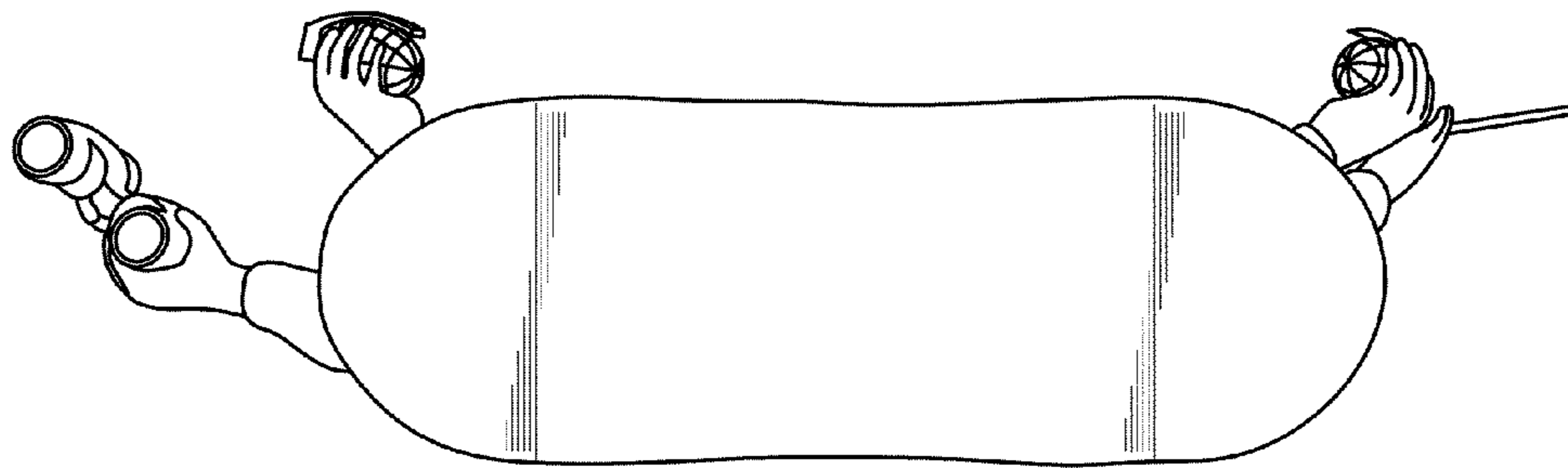


FIG. 7