



US00D707725S

(12) **United States Design Patent**
Talbot

(10) **Patent No.:** **US D707,725 S**
(45) **Date of Patent:** **** Jun. 24, 2014**

(54) **HOLD DOWN FOR A BLADE OF A SICKLE**

(71) Applicant: **MacDon Industries Ltd.**, Winnipeg (CA)

(72) Inventor: **Francois R. Talbot**, Winnipeg (CA)

(73) Assignee: **MacDon Industries Ltd.**, Winnipeg, MB (CA)

(**) Term: **14 Years**

(21) Appl. No.: **29/460,403**

(22) Filed: **Jul. 10, 2013**

(51) **LOC (10) Cl.** **15-03**

(52) **U.S. Cl.**
USPC **D15/28**

(58) **Field of Classification Search**
USPC D15/11, 17, 28, 29, 32; 56/298, 310, 56/307, 305

See application file for complete search history.

(56) **References Cited**

U.S. PATENT DOCUMENTS

413,116	A *	10/1889	Walker	56/311
D44,224	S *	6/1913	Suhr	D15/28
1,728,326	A *	9/1929	Borkhuis	56/311
2,431,663	A *	11/1947	Scranton	56/307
2,484,630	A *	10/1949	Magee	56/309
2,619,787	A *	12/1952	Mills et al.	56/310
2,654,987	A *	10/1953	Mills et al.	56/310
D197,903	S *	4/1964	Scarnato et al.	D15/28
3,146,570	A *	9/1964	Otten	56/311
3,171,242	A *	3/1965	Scarnato et al.	56/310
3,401,512	A *	9/1968	Pool et al.	56/298
3,553,948	A *	1/1971	White	56/307
3,566,592	A *	3/1971	Jerman et al.	56/311
D225,356	S *	12/1972	Neal et al.	D15/28
3,978,645	A *	9/1976	Bennett et al.	56/310
D254,548	S *	3/1980	Dowd et al.	D15/28

4,290,326	A *	9/1981	Ibach et al.	76/101.1
4,519,192	A *	5/1985	Oppenhuisen et al.	56/298
4,644,738	A *	2/1987	Krambeck et al.	56/259
4,651,511	A *	3/1987	Majkrzak	56/310
4,909,026	A *	3/1990	Molzahn et al.	56/298
5,123,237	A *	6/1992	Lutz	56/298
5,209,053	A *	5/1993	Verbeek	56/298
5,241,811	A *	9/1993	Bolinger	56/310
5,343,682	A *	9/1994	Puncochar	56/305
5,884,465	A *	3/1999	Ibach et al.	56/298
5,979,152	A *	11/1999	McCredie	56/298
6,305,154	B1 *	10/2001	Yang et al.	56/298
6,510,681	B2 *	1/2003	Yang et al.	56/298
6,543,211	B1 *	4/2003	Talbot	56/296
D494,605	S *	8/2004	Calmer	D15/28

(Continued)

Primary Examiner — Mark Goodwin

(74) *Attorney, Agent, or Firm* — Adrian D. Battison; Ade & Company Inc

(57) **CLAIM**

The ornamental design for a hold down for a blade of a sickle, as shown and described.

DESCRIPTION

FIG. 1 is an isometric view from the top and one side of the hold down for a blade of a sickle showing the design.

FIG. 2 is a top plan view of the hold down for a blade of a sickle showing the design.

FIG. 3 is a rear elevational view of the hold down for a blade of a sickle showing the design.

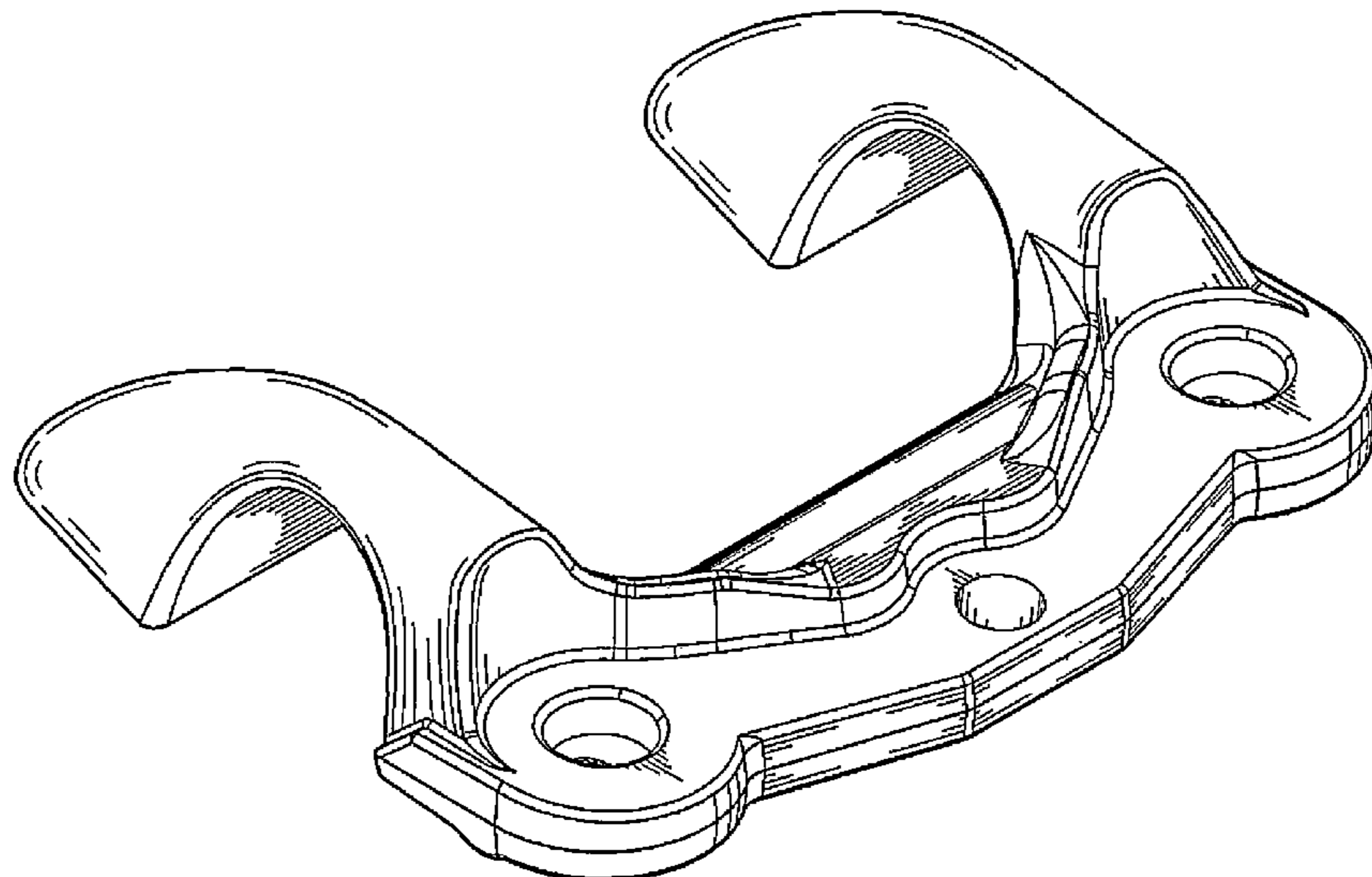
FIG. 4 is a front elevational view of the hold down for a blade of a sickle showing the design.

FIG. 5 is a bottom plan view of the hold down for a blade of a sickle showing the design.

FIG. 6 is a first side elevational view of the hold down for a blade of a sickle showing the design; and,

FIG. 7 is a second side elevational view of the hold down for a blade of a sickle showing the design.

1 Claim, 4 Drawing Sheets



(56)

References Cited

U.S. PATENT DOCUMENTS

6,962,040	B2 *	11/2005	Talbot	56/297	D623,671	S *	9/2010	Bolyard	D15/32
7,328,565	B2 *	2/2008	Snider et al.	56/298	7,870,713	B2 *	1/2011	Schroeder	56/298
7,373,769	B2 *	5/2008	Talbot et al.	56/303	2002/0005035	A1 *	1/2002	Hovsepian	56/298
7,464,527	B2 *	12/2008	Blakeslee et al.	56/298	2003/0074875	A1 *	4/2003	Talbot	56/257
					2005/0016151	A1 *	1/2005	Lolley	56/307
					2008/0006016	A1 *	1/2008	Snider et al.	56/297
					2009/0199529	A1 *	8/2009	Schroeder	56/12.9

* cited by examiner

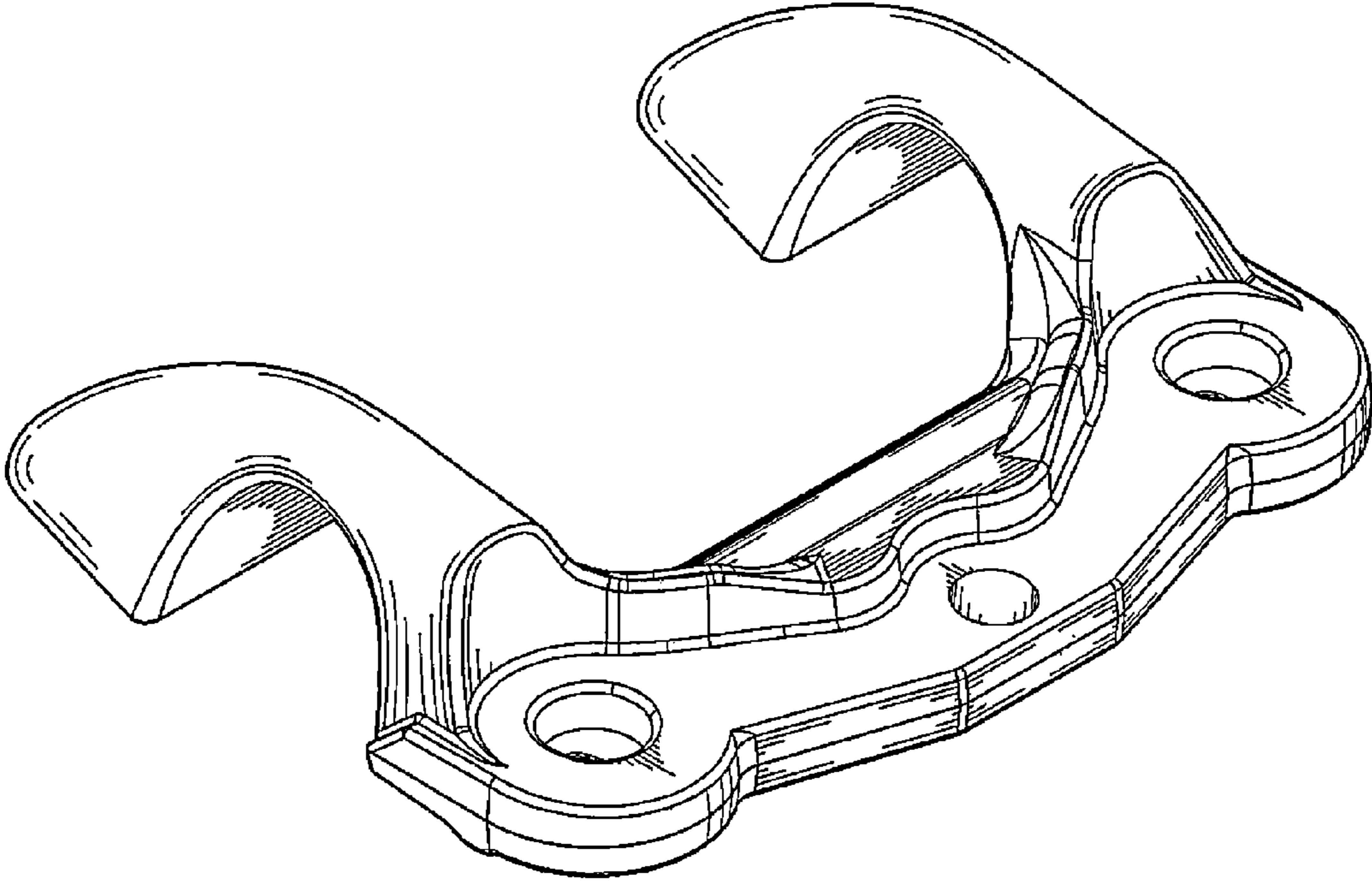


FIG.1

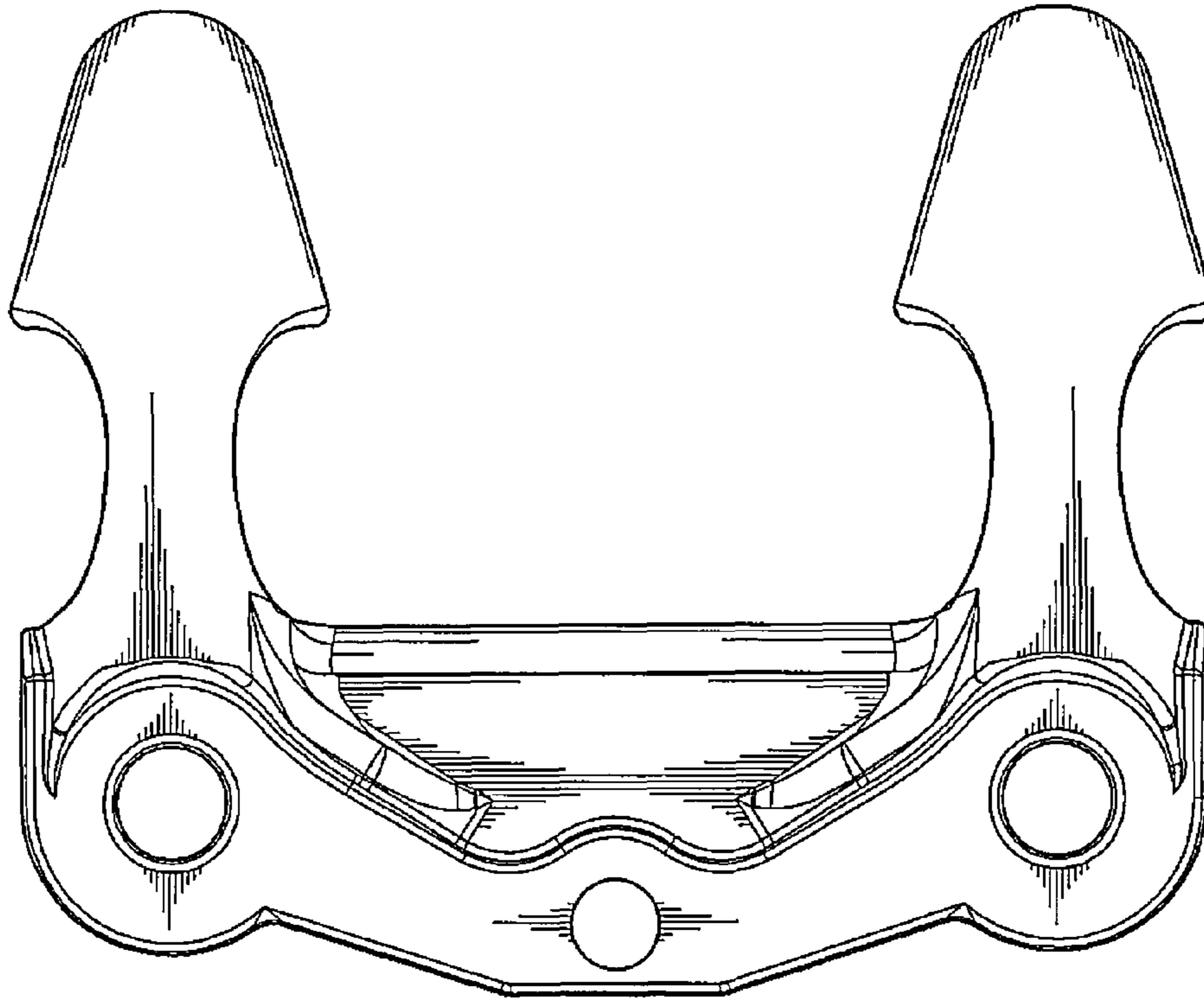


FIG. 2




FIG. 3




FIG. 4

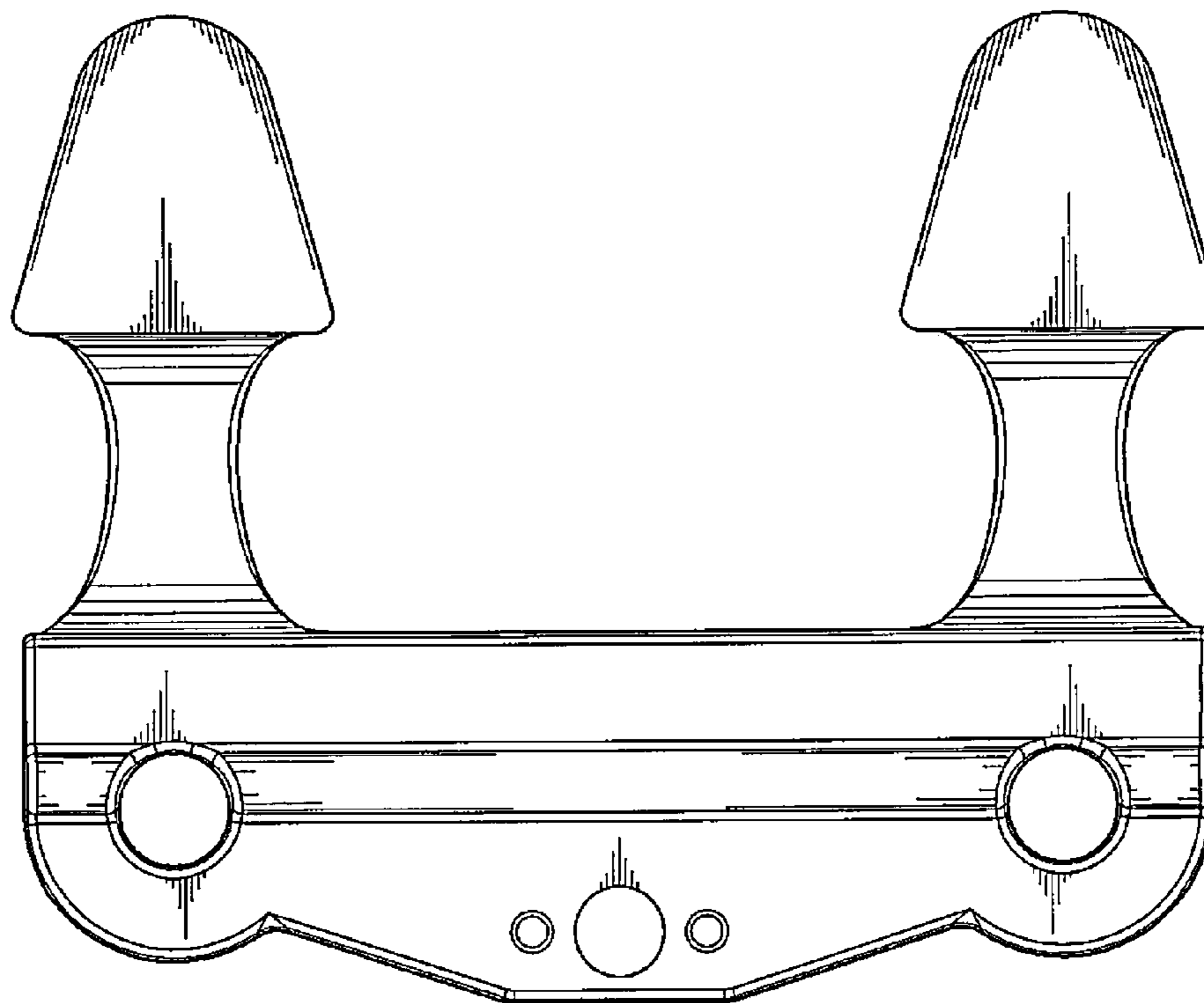


FIG. 5

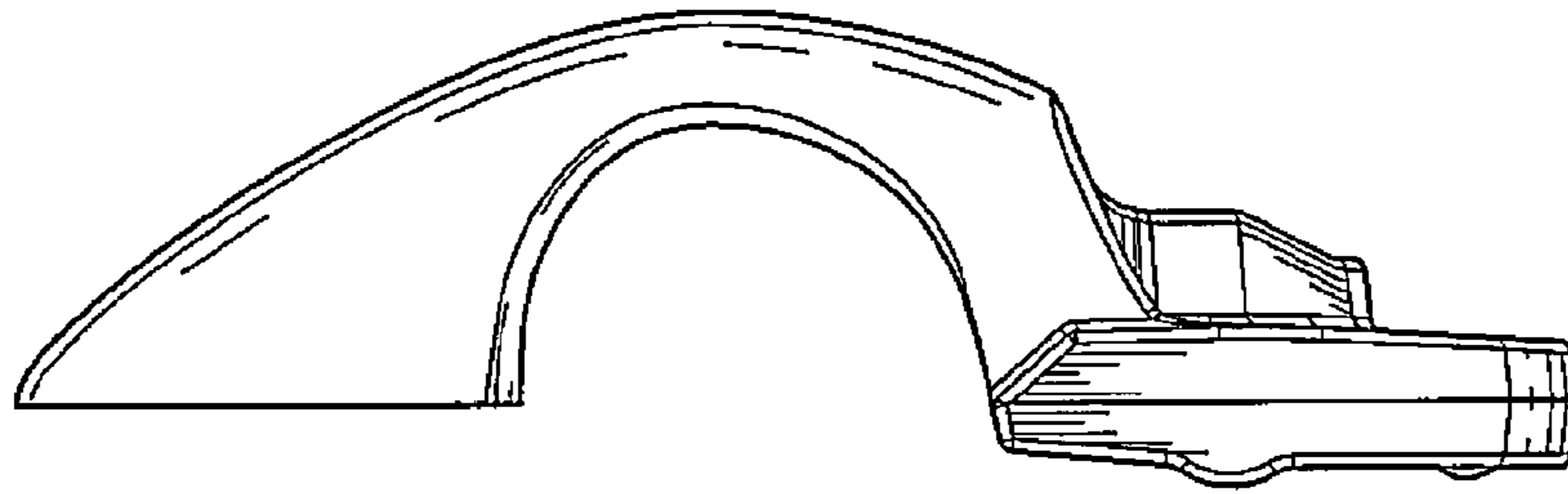


FIG. 6

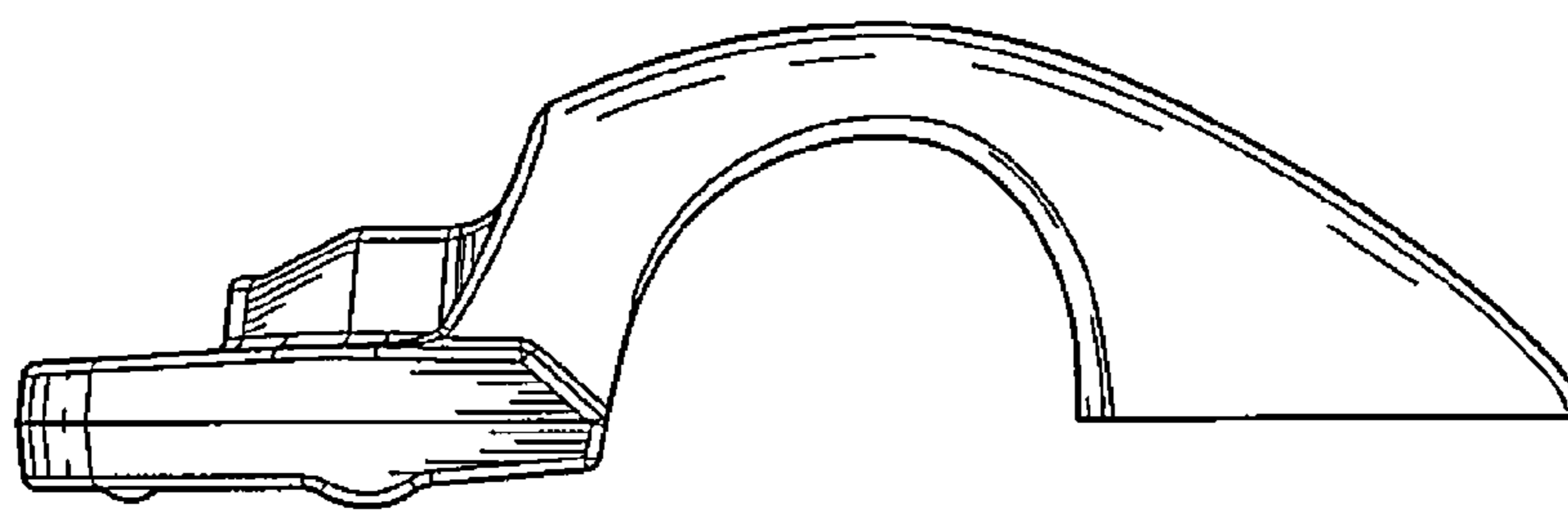


FIG. 7