



US00D707710S

(12) **United States Design Patent**  
**Mahedran**

(10) **Patent No.:** **US D707,710 S**  
(45) **Date of Patent:** **\*\* Jun. 24, 2014**

- (54) **DISPLAY SCREEN PORTION WITH ICON**
- (71) Applicant: **Giftzapz, LLC**, Ada, MI (US)
- (72) Inventor: **Sachidanadam Mahedran**, Gandhi Nager (IN)
- (73) Assignee: **Giftzapz, LLC**, Ada, MI (US)
- (\*\*) Term: **14 Years**
- (21) Appl. No.: **29/448,528**
- (22) Filed: **Mar. 13, 2013**
- (51) **LOC (10) Cl.** ..... **14-04**
- (52) **U.S. Cl.**  
USPC ..... **D14/492**
- (58) **Field of Classification Search**  
USPC ..... D14/485-495; 715/715, 727, 728, 763, 715/779, 810, 825, 835, 836, 837, 838, 839, 715/840, 845, 846, 847, 864, 962, 976, 977  
See application file for complete search history.

D646,298 S *	10/2011	McLaughlin et al. ....	D14/489
D662,946 S *	7/2012	Steele et al. ....	D14/492
D670,739 S *	11/2012	Phelan .....	D14/495
D682,309 S *	5/2013	Steele et al. ....	D14/489
D686,637 S *	7/2013	Anzures .....	D14/489
2010/0332518 A1 *	12/2010	Song et al. ....	707/769

\* cited by examiner

*Primary Examiner* — Angela J Lee

(74) *Attorney, Agent, or Firm* — Price Heneveld LLP

(57) **CLAIM**

I claim the ornamental design for the display screen portion with icon, as shown and described.

**DESCRIPTION**

FIG. 1 is a front view of a display screen portion with icon, as showing my new design; and, FIG. 2 is a top view of a display screen portion with icon showing my new design depicted on a touch sensitive mobile device's display screen.

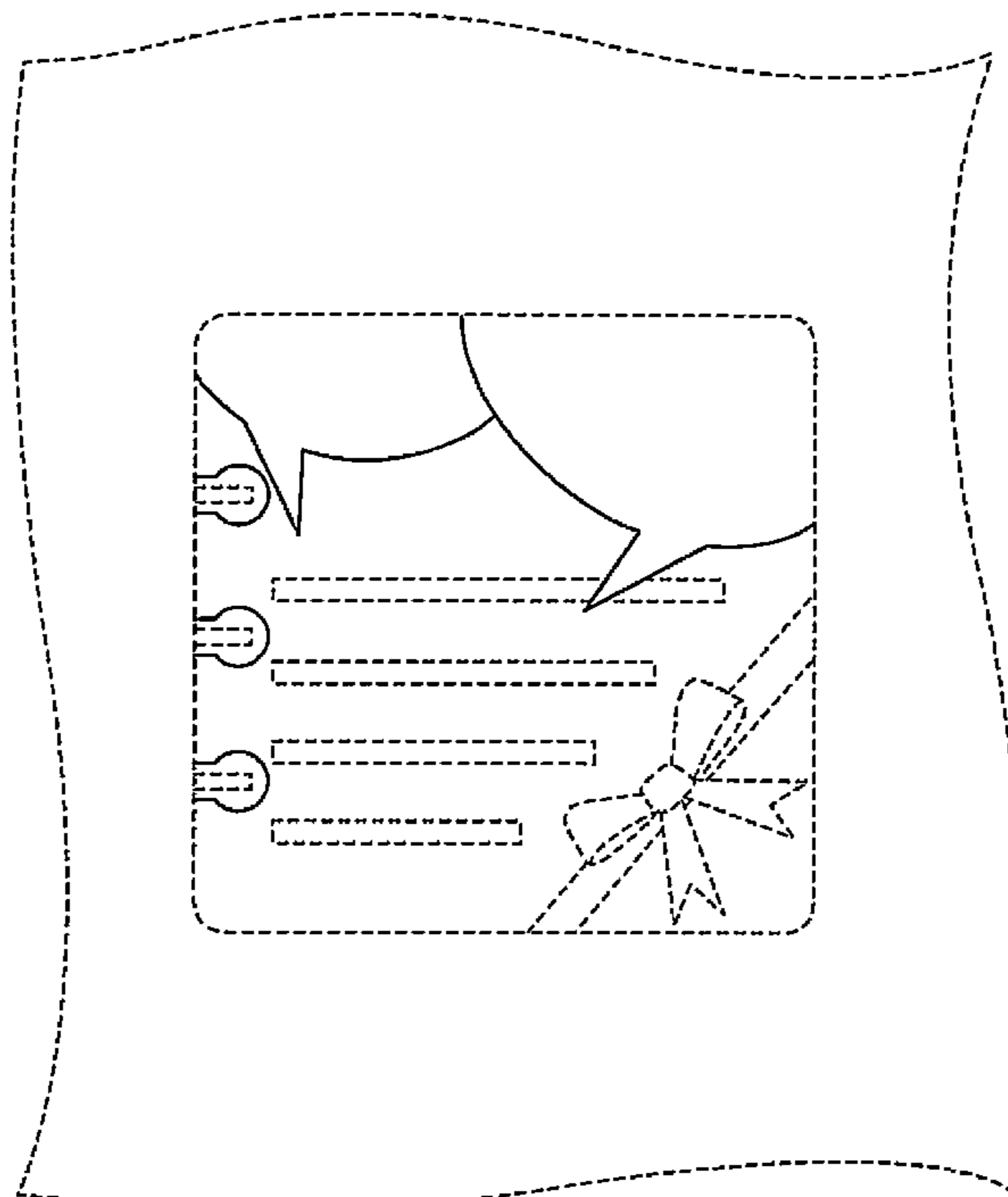
The broken lines in FIGS. 1 and 2 showing: an exterior square with rounded corners; the portion of the display screen; and the touch sensitive mobile device are for illustrative purposes only and form no part of the claimed design. The broken lines in FIGS. 1 and 2 depicting the border of the interior square with rounded corners; the horizontal and rectangular lines in the center of the notebook hole; the horizontal and rectangular lines generally in the center of the icon; and the ribbon in the bottom right corner of the square with rounded corners are for illustrative purposes only and form no part of the claimed design.

**1 Claim, 2 Drawing Sheets**

(56) **References Cited**

U.S. PATENT DOCUMENTS

D426,526 S *	6/2000	Hwang et al. ....	D14/493
D561,197 S *	2/2008	Okaro et al. ....	D14/495
D570,369 S *	6/2008	Fletcher .....	D14/489
D582,940 S *	12/2008	Carpenter et al. ....	D14/493
D619,616 S *	7/2010	Esterly et al. ....	D14/492
D634,752 S *	3/2011	McLaughlin et al. ....	D14/488
D646,297 S *	10/2011	McLaughlin et al. ....	D14/488



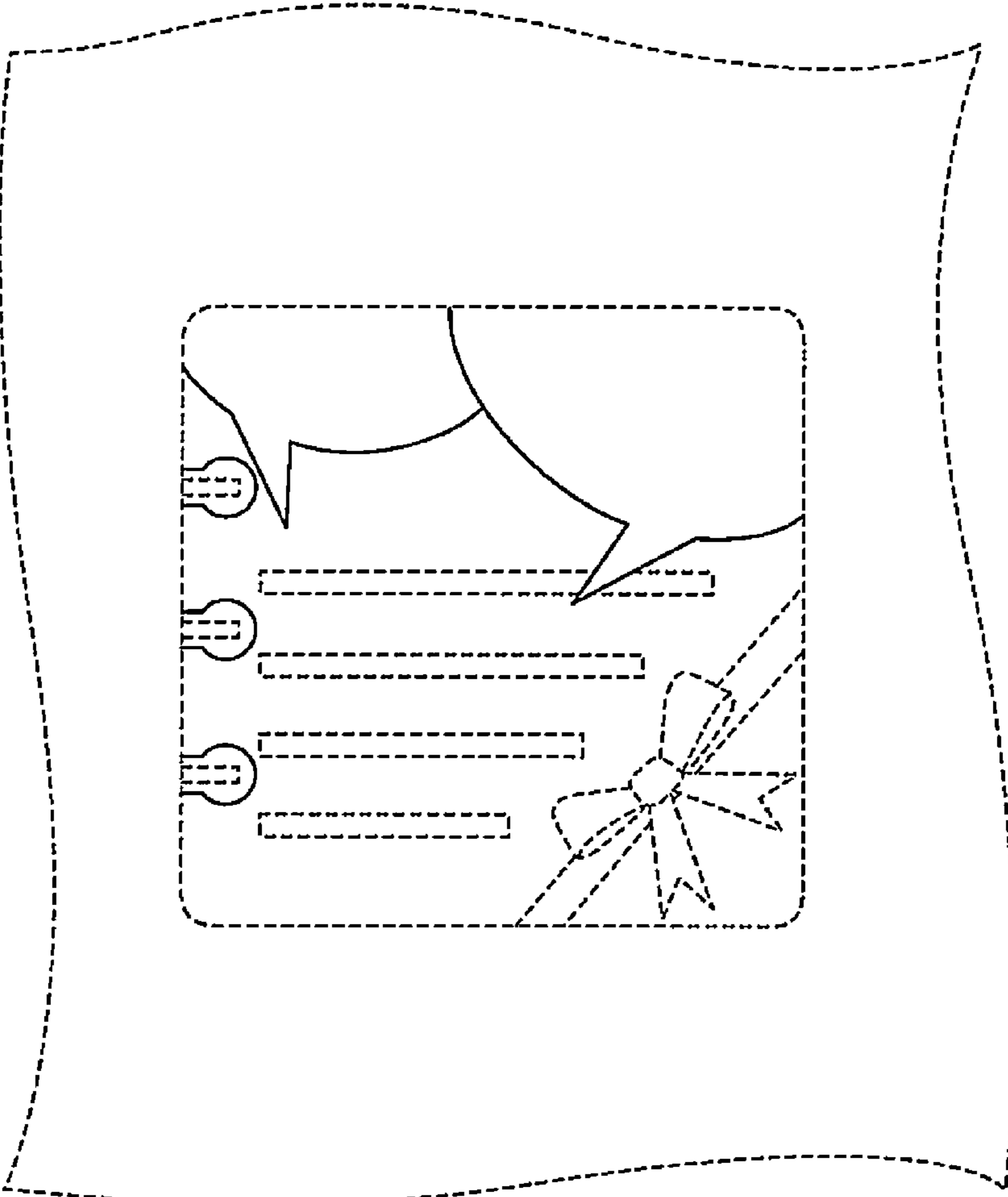


FIG. 1




FIG. 2