



US00D707682S

(12) **United States Design Patent**
Florek et al.

(10) **Patent No.:** **US D707,682 S**
(45) **Date of Patent:** **** Jun. 24, 2014**

(54) **MEMORY CARD**
(71) Applicants: **Miroslav Florek**, Bratislava (SK);
Tatiana Mihályová, Bratislava (SK)
(72) Inventors: **Miroslav Florek**, Bratislava (SK);
Tatiana Mihályová, Bratislava (SK)
(73) Assignee: **Logomotion, s.r.o.** (SK)
(**) Term: **14 Years**

4,803,542	A *	2/1989	Haghiri-Tehrani et al. ...	257/679
4,822,989	A *	4/1989	Miyamoto et al.	235/492
4,835,846	A *	6/1989	Juan et al.	29/840
D304,826	S *	11/1989	Sutoh	D14/436
4,887,234	A *	12/1989	Iijima	711/173
4,897,534	A *	1/1990	Haghiri-Tehrani	235/488
4,910,582	A *	3/1990	Miyamoto et al.	257/667
4,980,802	A *	12/1990	Champagne et al.	361/764
5,031,026	A *	7/1991	Ueda	257/679
5,055,913	A *	10/1991	Haghiri-Tehrani	257/676
D327,883	S *	7/1992	Gloton	D14/437

(Continued)

Primary Examiner — Susan Moon Lee

(74) *Attorney, Agent, or Firm* — Baker & Hostetler LLP

(21) Appl. No.: **29/438,969**
(22) Filed: **Dec. 5, 2012**
(51) **LOC (10) Cl.** **14-02**
(52) **U.S. Cl.**
USPC **D14/436; D14/437**
(58) **Field of Classification Search**
USPC D14/435–437, 478–480, 485–495, 474,
D14/217; D13/182; 369/275.1–275.5,
369/44.26, 100, 52.1, 272, 273, 280–288;
283/81; 720/718; 435/6, 287.2;
604/891.1; 216/2; D11/80; 235/492,
235/488, 493, 487, 375, 379, 439, 440, 441,
235/451, 486; 361/737, 748–752; D19/9,
D19/10; D9/457; 705/51; 257/707, 686;
340/5.52, 5.25, 5.74
See application file for complete search history.

(57) **CLAIM**

The ornamental design for a memory card, as shown and described.

DESCRIPTION

FIG. 1 illustrates a top view of a memory card according to my design;
FIG. 2 illustrates a bottom view thereof;
FIG. 3 illustrates a lateral view of the shorter edge thereof with a slightly thicker part where the memory card is located;
FIG. 4 illustrates a lateral view of the longer edge thereof with a slightly thicker part where the memory card is located;
FIG. 5 is an enlarged top view of the mini card element of the memory card, shown separately for clarity; and,
FIG. 6 is an enlarged bottom view of the mini card element of the memory card, shown separately for clarity.
Broken lines and portions contained within broken line are not claimed.

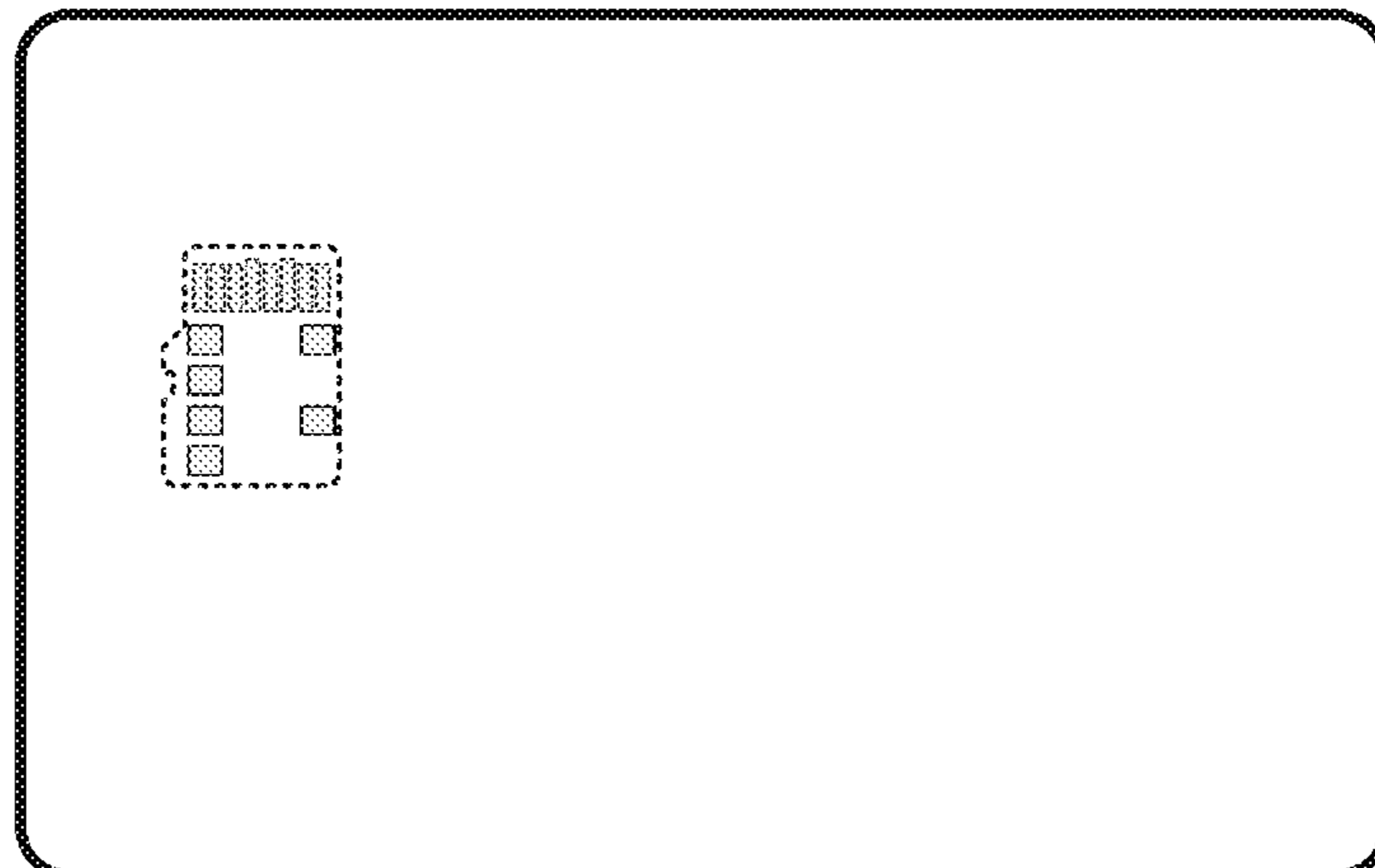
In a preferred embodiment, the nature of this product is a memory card for use with mobile phones. The design is in the form of a flat card, in which there is a smaller memory card with a field having several contacts. The memory card can be taken out of, e.g. broken out of, or unstuck from the body of the basic flat card.

1 Claim, 6 Drawing Sheets

(56) **References Cited**

U.S. PATENT DOCUMENTS

D221,282	S *	7/1971	Miller et al.	D14/436
4,222,516	A *	9/1980	Badet et al.	235/492
D267,094	S *	11/1982	Doi	D14/436
4,417,413	A *	11/1983	Hoppe et al.	40/630
4,603,249	A *	7/1986	Hoppe et al.	235/492
D287,253	S *	12/1986	Satake	D18/12
4,727,246	A *	2/1988	Hara et al.	235/488
4,774,633	A *	9/1988	Dehaine et al.	361/751
4,792,843	A *	12/1988	Haghiri-Tehrani et al. ...	257/679



(56)

References Cited

U.S. PATENT DOCUMENTS

2013/0008968	A1 *	1/2013	Launay et al.	235/492	2013/0175346	A1 *	7/2013	Jenni	235/492
2013/0015441	A1 *	1/2013	Takayama et al.	257/49	2013/0186960	A1 *	7/2013	Suzuki et al.	235/492
2013/0068844	A1 *	3/2013	Bosquet et al.	235/492	2013/0277434	A1 *	10/2013	Lin	235/492
2013/0112757	A1 *	5/2013	Lee	235/492	2013/0287267	A1 *	10/2013	Varone	382/115
2013/0134227	A1 *	5/2013	De Maquille et al.	235/492	2013/0320088	A1 *	12/2013	Lin et al.	235/441
2013/0161390	A1 *	6/2013	Rodriquez	235/441	2013/0334320	A1 *	12/2013	Thill et al.	235/492
					2014/0021264	A1 *	1/2014	Pueschner et al.	235/492
					2014/0042230	A1 *	2/2014	Pueschner et al.	235/492
					2014/0061316	A1 *	3/2014	Narayanaswami et al. ...	235/492

* cited by examiner

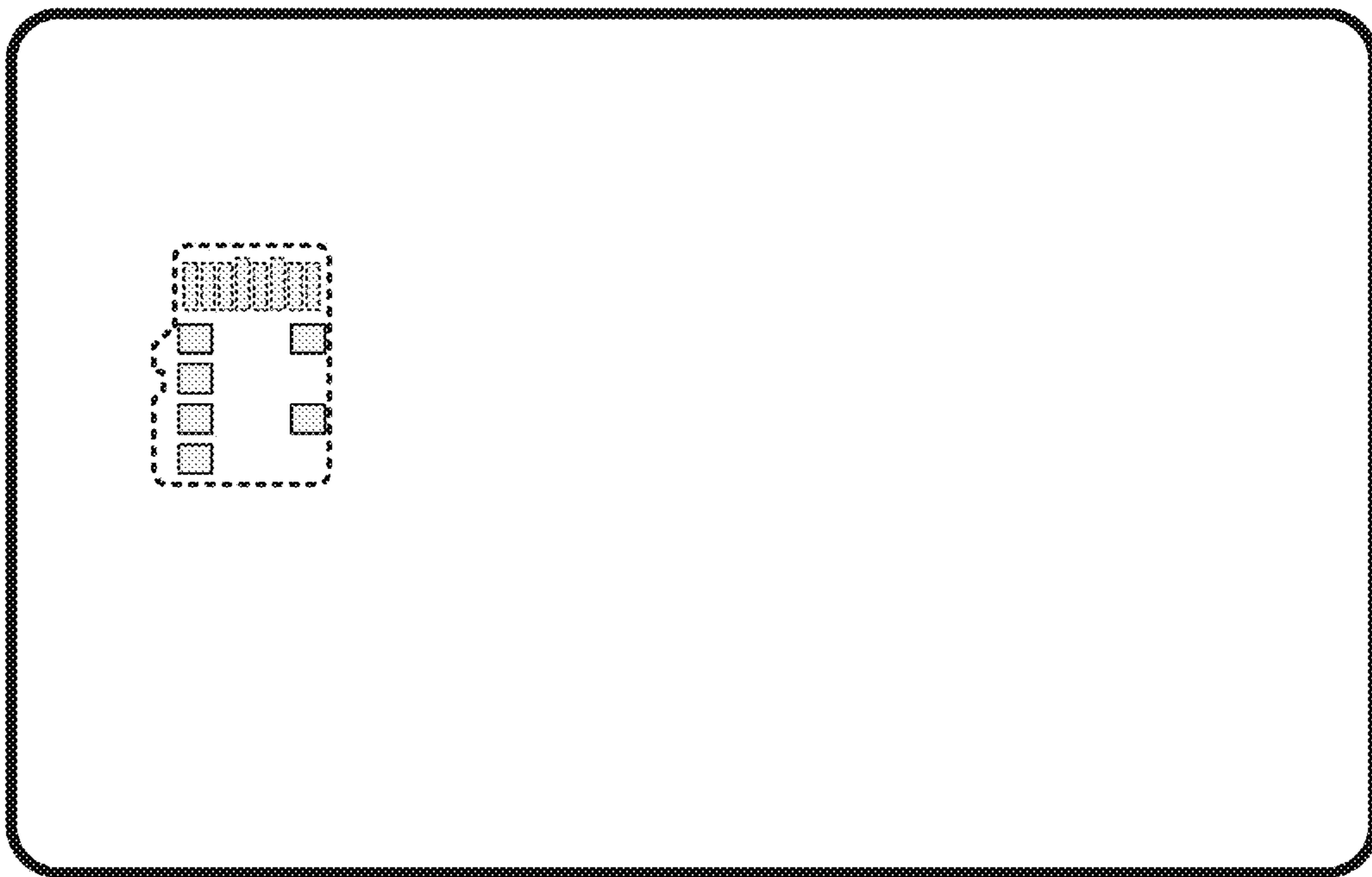


Figure 1

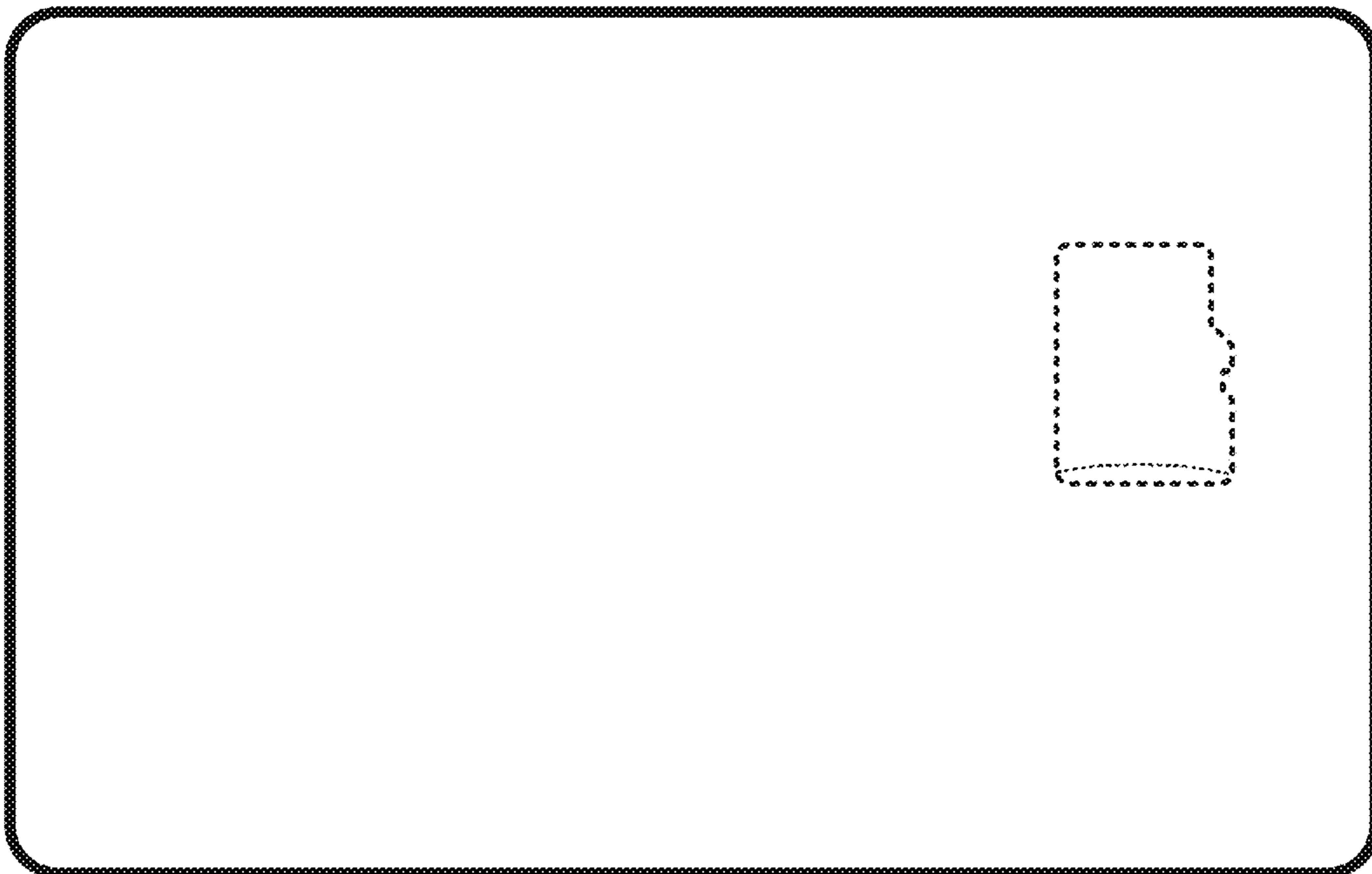


Figure 2



Figure 3




Figure 4

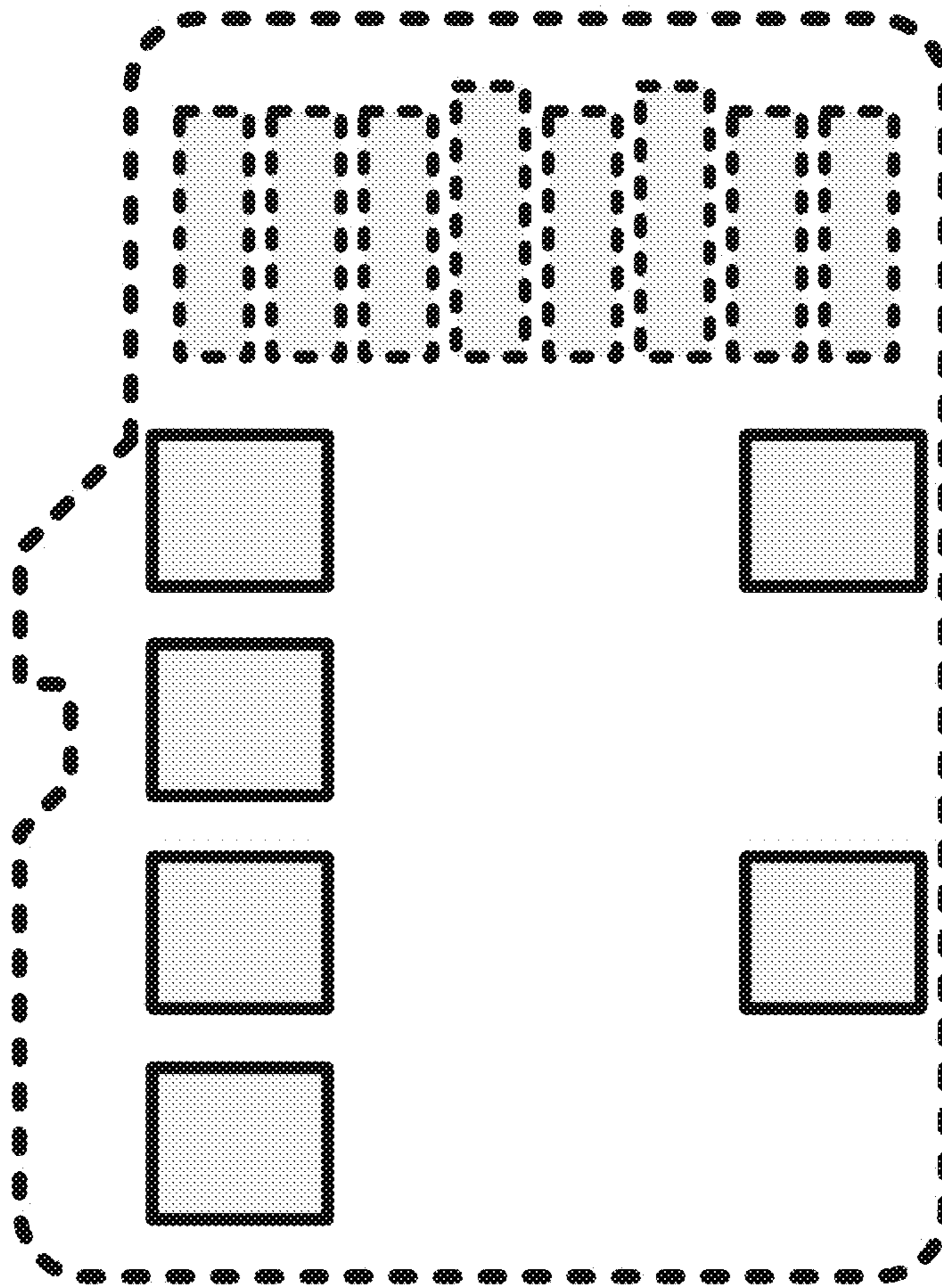


Figure 5




Figure 6