



US00D707670S

(12) **United States Design Patent**
Chang et al.

(10) **Patent No.:** **US D707,670 S**
(45) **Date of Patent:** **** Jun. 24, 2014**

(54) **CASE FOR ELECTRONIC DEVICE**

(75) Inventors: **Tao-Wei Chang**, Arvada, CO (US);
Zachariah Pickett, Fort Collins, CO
(US)

(73) Assignee: **Otter Products, LLC**, Fort Collins, CO
(US)

(**) Term: **14 Years**

(21) Appl. No.: **29/423,645**

(22) Filed: **Jun. 4, 2012**

(51) **LOC (10) Cl.** **14-03**

(52) **U.S. Cl.**
USPC **D14/250**

(58) **Field of Classification Search**
USPC D14/250, 137, 138 AA, 217, 238.1, 248,
D14/251, 252, 253, 346, 440, 496, 356;
D13/107, 108; D3/201, 218, 247, 269,
D3/273, 301, 303; 455/575.1, 575.8, 95,
455/93; 220/4.02; 206/305, 320, 251, 45.2
See application file for complete search history.

(56) **References Cited**

U.S. PATENT DOCUMENTS

D615,077 S	5/2010	Richardson et al.
D615,536 S	5/2010	Richardson et al.
D615,967 S	5/2010	Richardson et al.
D617,785 S	6/2010	Richardson et al.
D617,786 S	6/2010	Richardson et al.
D617,787 S	6/2010	Richardson et al.
D619,574 S	7/2010	Richardson et al.
D620,487 S	7/2010	Richardson et al.
D621,394 S	8/2010	Richardson et al.
D621,395 S	8/2010	Richardson et al.
D621,821 S	8/2010	Richardson et al.
D621,822 S	8/2010	Richardson et al.
D623,179 S	9/2010	Richardson et al.

D623,638 S	9/2010	Richardson et al.
D624,533 S	9/2010	Richardson et al.
D624,910 S	10/2010	Richardson et al.
D626,120 S	10/2010	Richardson et al.
D626,121 S	10/2010	Richardson et al.
D628,568 S	12/2010	Richardson et al.
D632,683 S	2/2011	Richardson et al.
D632,686 S	2/2011	Magness et al.
D636,387 S	4/2011	Willes et al.
D637,588 S	5/2011	Richardson et al.
D637,590 S	5/2011	Michie et al.
D637,591 S	5/2011	Willes et al.
D638,005 S	5/2011	Richardson et al.
D638,414 S	5/2011	Magness et al.
D638,829 S	5/2011	Melanson et al.
D638,830 S	5/2011	Magness et al.
D641,014 S	7/2011	Smith et al.
D642,171 S *	7/2011	Melanson et al. D14/250
D642,558 S	8/2011	Magness et al.
D643,423 S	8/2011	Smith et al.
D643,424 S	8/2011	Richardson et al.
D643,836 S	8/2011	Smith et al.
D644,216 S	8/2011	Richardson et al.
D644,217 S	8/2011	Richardson et al.
D644,635 S	9/2011	Richardson et al.
D644,636 S	9/2011	Richardson et al.

(Continued)

Primary Examiner — Deanna L Pratt

Assistant Examiner — Lilyana Bekic

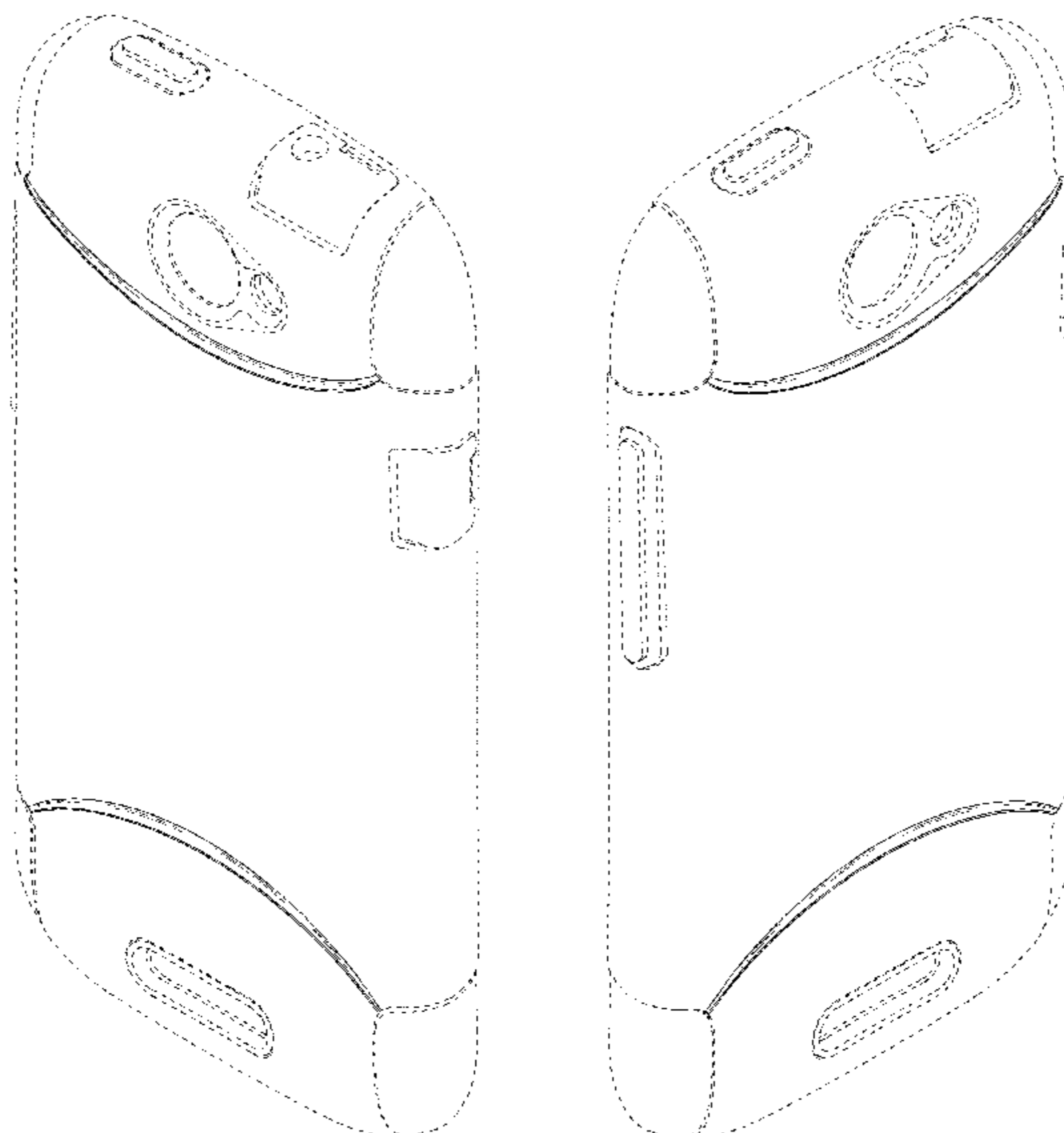
(57) **CLAIM**

The ornamental design for a case for electronic device, as shown and described.

DESCRIPTION

FIG. 1 is a right-rear isometric view of a case for electronic device showing our new design; and, FIG. 2 is a left-rear isometric view thereof. The broken lines in the drawings illustrate portions of the case for electronic device which form no part of the claimed design.

1 Claim, 2 Drawing Sheets



(56)

References Cited

U.S. PATENT DOCUMENTS

D644,638 S 9/2011 Melanson et al.
 D647,895 S * 11/2011 Fathollahi D14/250
 D648,301 S * 11/2011 Zuffo et al. D14/138 AA
 D649,536 S 11/2011 Richardson et al.
 D650,371 S * 12/2011 Wibby et al. D14/238.1
 D650,376 S * 12/2011 Wibby et al. D14/250
 D654,483 S 2/2012 Richardson et al.
 D654,486 S * 2/2012 Chang et al. D14/250
 D654,488 S 2/2012 Chang et al.
 D654,489 S 2/2012 Weller et al.
 D654,490 S 2/2012 Weller et al.

D654,491 S 2/2012 Melanson et al.
 D654,915 S 2/2012 Weller et al.
 D657,353 S 4/2012 Melanson et al.
 D663,296 S 7/2012 Melanson et al.
 D673,542 S * 1/2013 Melanson et al. D14/250
 D673,543 S * 1/2013 Melanson et al. D14/250
 D673,545 S * 1/2013 Magness et al. D14/250
 D673,552 S * 1/2013 Weller et al. D14/250
 D673,938 S * 1/2013 Weller et al. D14/250
 D673,940 S * 1/2013 Chang et al. D14/250
 D674,791 S * 1/2013 Melanson et al. D14/250
 D676,435 S * 2/2013 Chang et al. D14/250
 D681,623 S * 5/2013 Chang et al. D14/250
 D684,568 S * 6/2013 Fitzgerald et al. D14/250

* cited by examiner

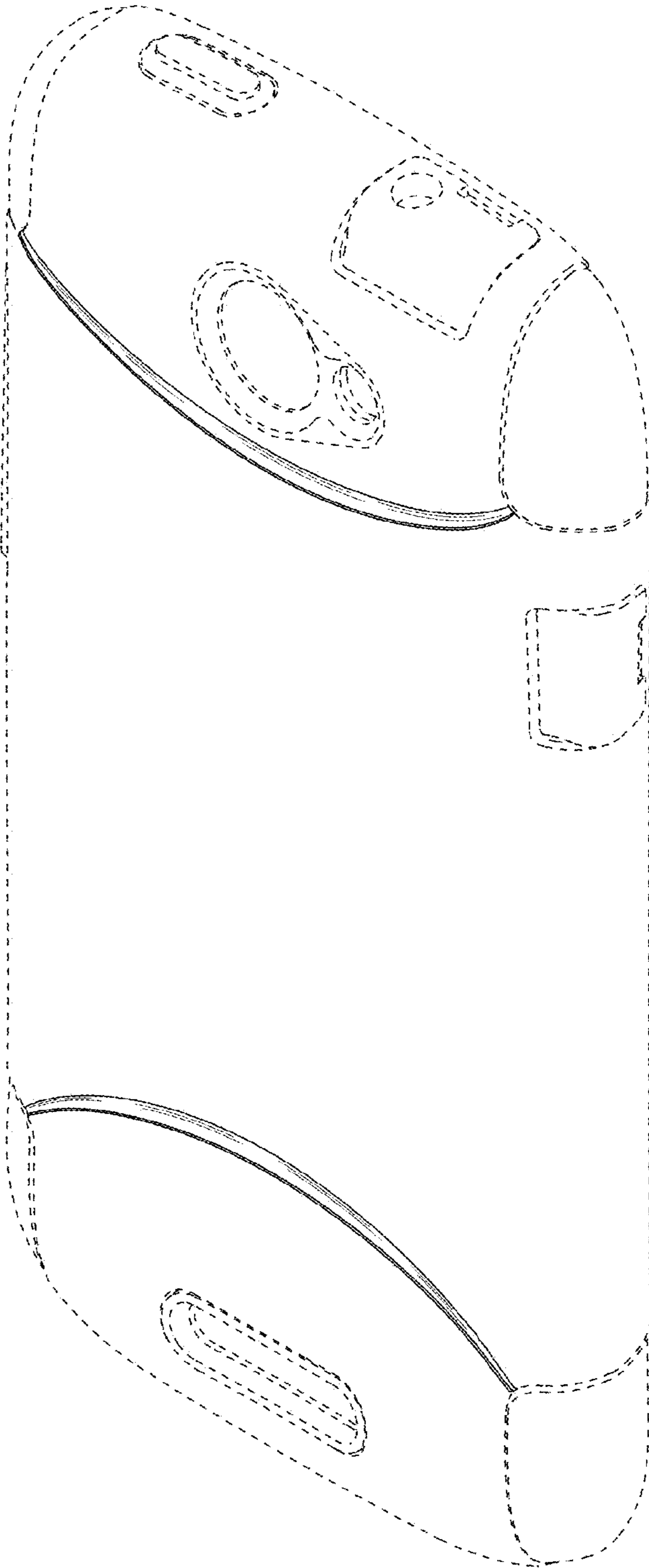


FIG. 1

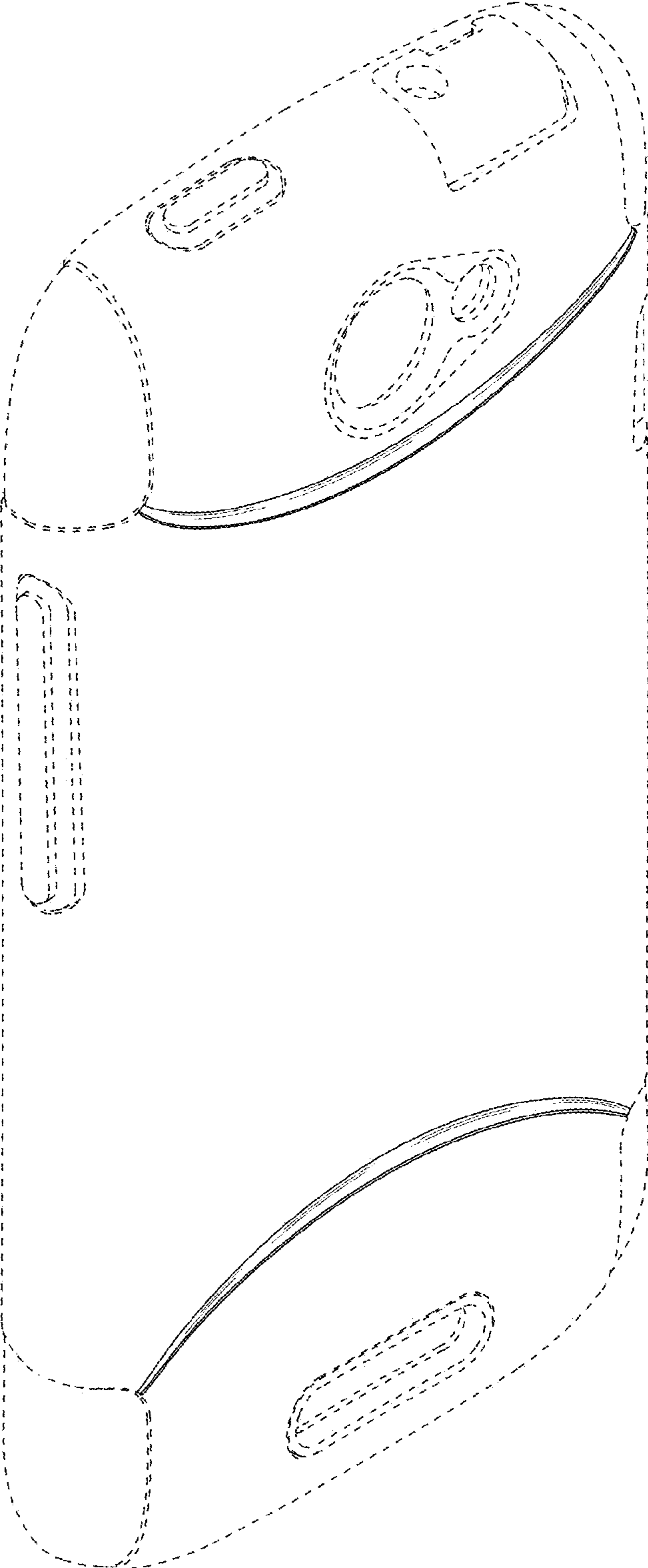


FIG. 2