



US00D707613S

(12) **United States Design Patent**
Sanberg

(10) **Patent No.:** **US D707,613 S**

(45) **Date of Patent:** **** Jun. 24, 2014**

(54) **WIPER BLADE ORNAMENT**

(71) Applicant: **Paul R. Sanberg**, Spring Hill, FL (US)

(72) Inventor: **Paul R. Sanberg**, Spring Hill, FL (US)

(73) Assignee: **University of South Florida**, Tampa, FL (US)

(**) Term: **14 Years**

(21) Appl. No.: **29/468,424**

(22) Filed: **Sep. 30, 2013**

(51) **LOC (10) Cl.** **12-06**

(52) **U.S. Cl.**
USPC **D12/220**

(58) **Field of Classification Search**
USPC D12/220, 219; 15/246, 247, 250.001,
15/250.4, 250.361, 250.19, 250.48,
15/250.03, 250.31–250.33, 250.201,
15/250.451, 250.458, 250.04, 250.07,
15/250.44

See application file for complete search history.

(56) **References Cited**

U.S. PATENT DOCUMENTS

D260,626 S *	9/1981	Kadar	D11/160
4,352,461 A *	10/1982	Orta et al.	239/211
4,486,975 A *	12/1984	Harreld et al.	446/220
D295,640 S *	5/1988	Breault	D10/109.1
D354,038 S *	1/1995	Redhawk	D12/191
D364,357 S	11/1995	Ledgerwood, II		
D391,308 S *	2/1998	Rapp	D21/405
D464,376 S *	10/2002	Zimmerman	D20/33

D565,278 S *	4/2008	Harland	D2/615
D567,476 S *	4/2008	Harland	D2/615
D586,716 S	2/2009	Radfar		
D587,314 S *	2/2009	Carnation, III	D20/33
D646,841 S *	10/2011	Roman	D28/7
D662,553 S *	6/2012	Selbe	D20/33
D668,299 S	10/2012	Bengyak		
D674,844 S	1/2013	Bengyak		
D675,678 S	2/2013	Bengyak		
D676,087 S	2/2013	Bengyak		
D681,126 S	4/2013	Bengyak		
D684,634 S	6/2013	Bengyak		
2005/0235448 A1	10/2005	Richard		

* cited by examiner

Primary Examiner — Katrina A Betton

(74) *Attorney, Agent, or Firm* — Nicholas Pfeifer; Smith & Hopen, P. A.

(57) **CLAIM**

The ornamental design for a wiper blade ornament, as shown and described.

DESCRIPTION

FIG. 1 is a perspective view of a wiper blade ornament, showing the novel design;

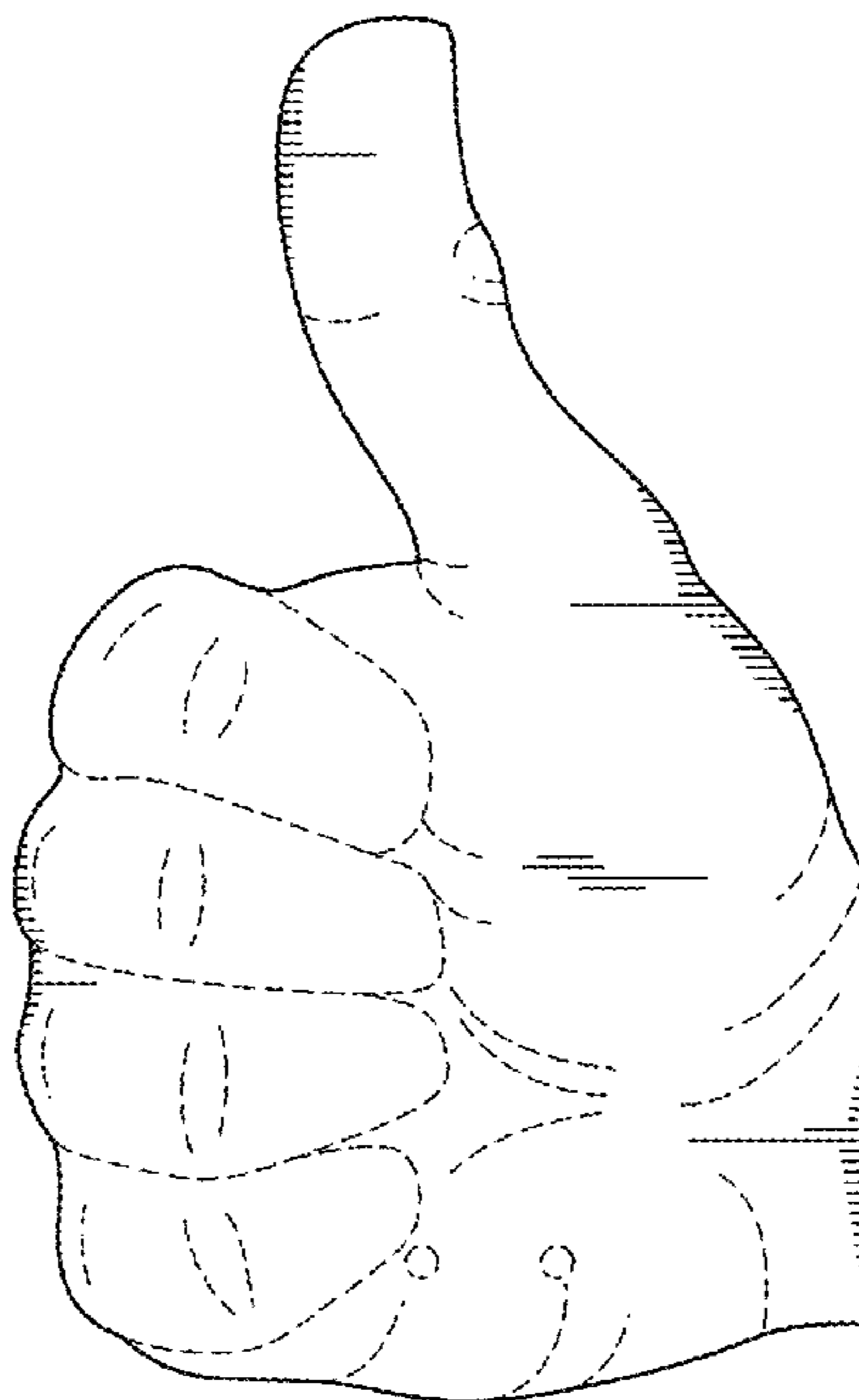
FIG. 2 is a front plan view of the wiper blade ornament shown in FIG. 1;

FIG. 3 is a rear plan view of the wiper blade ornament shown in FIG. 1;

FIG. 4 is a front plan view of the wiper blade ornament of FIG. 1 attached to a windshield wiper; and,

FIG. 5 is a close-up view of the wiper blade ornament attached to a windshield wiper as shown in FIG. 4.

1 Claim, 4 Drawing Sheets



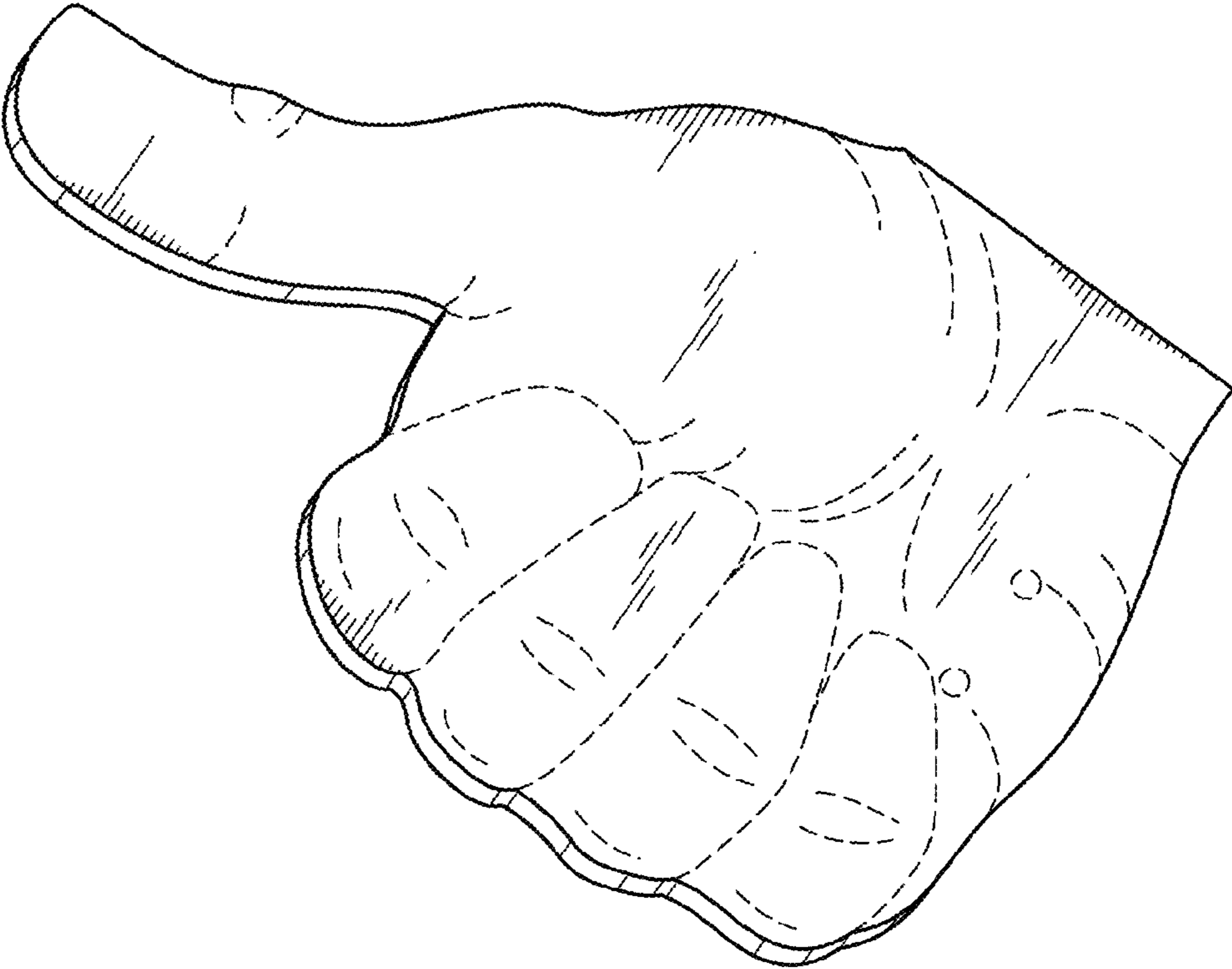


FIG. 1

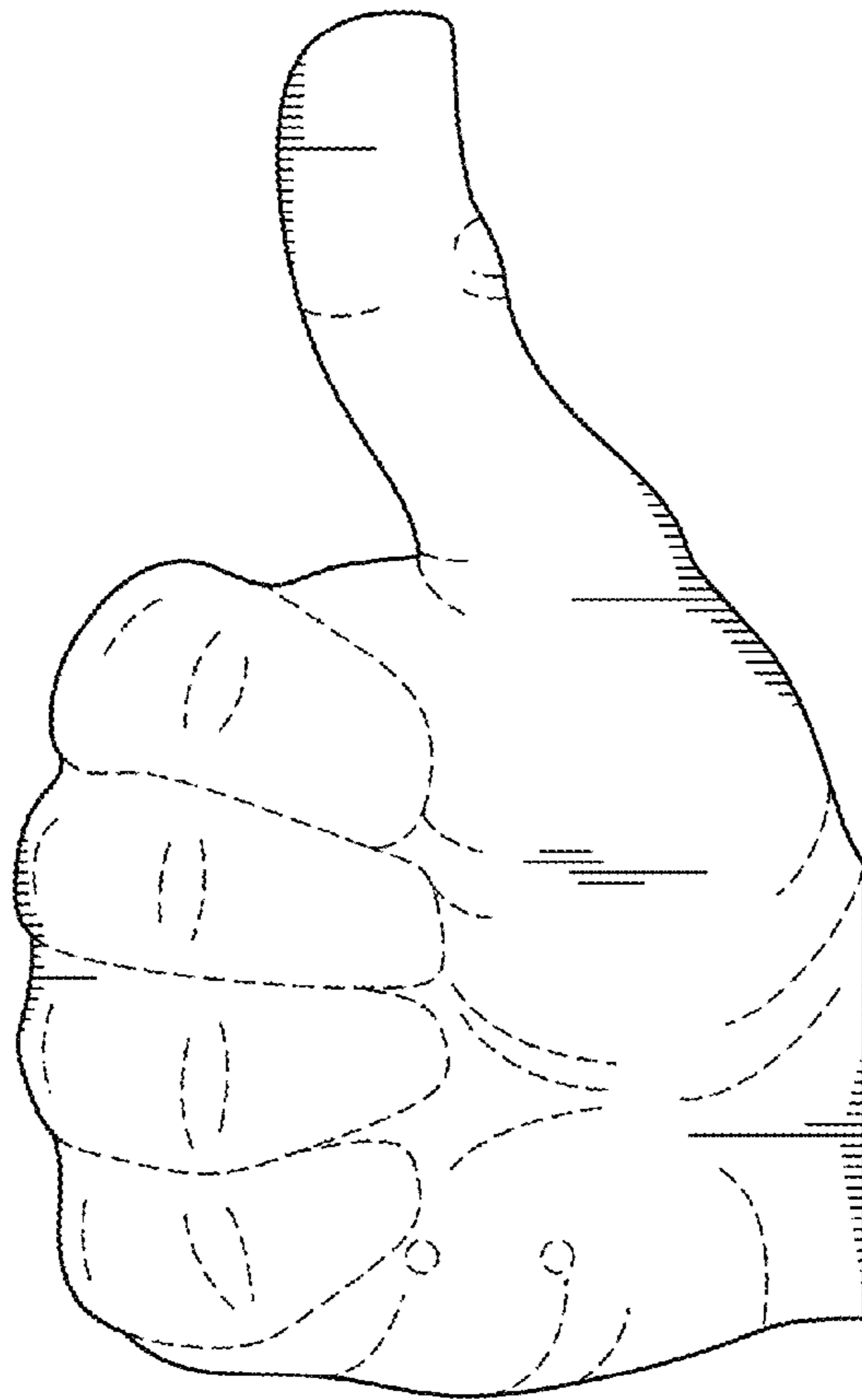


FIG. 2

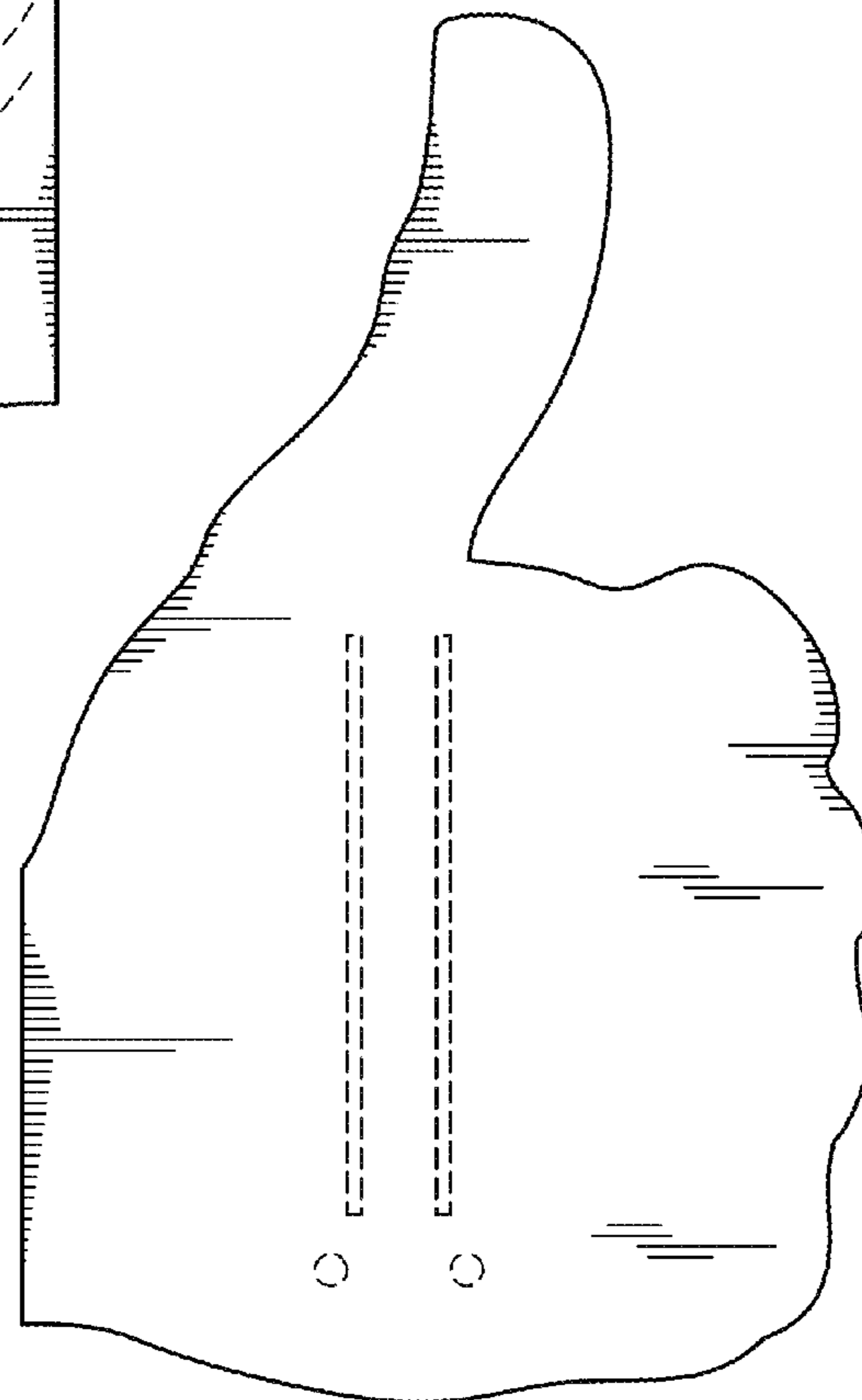


FIG. 3

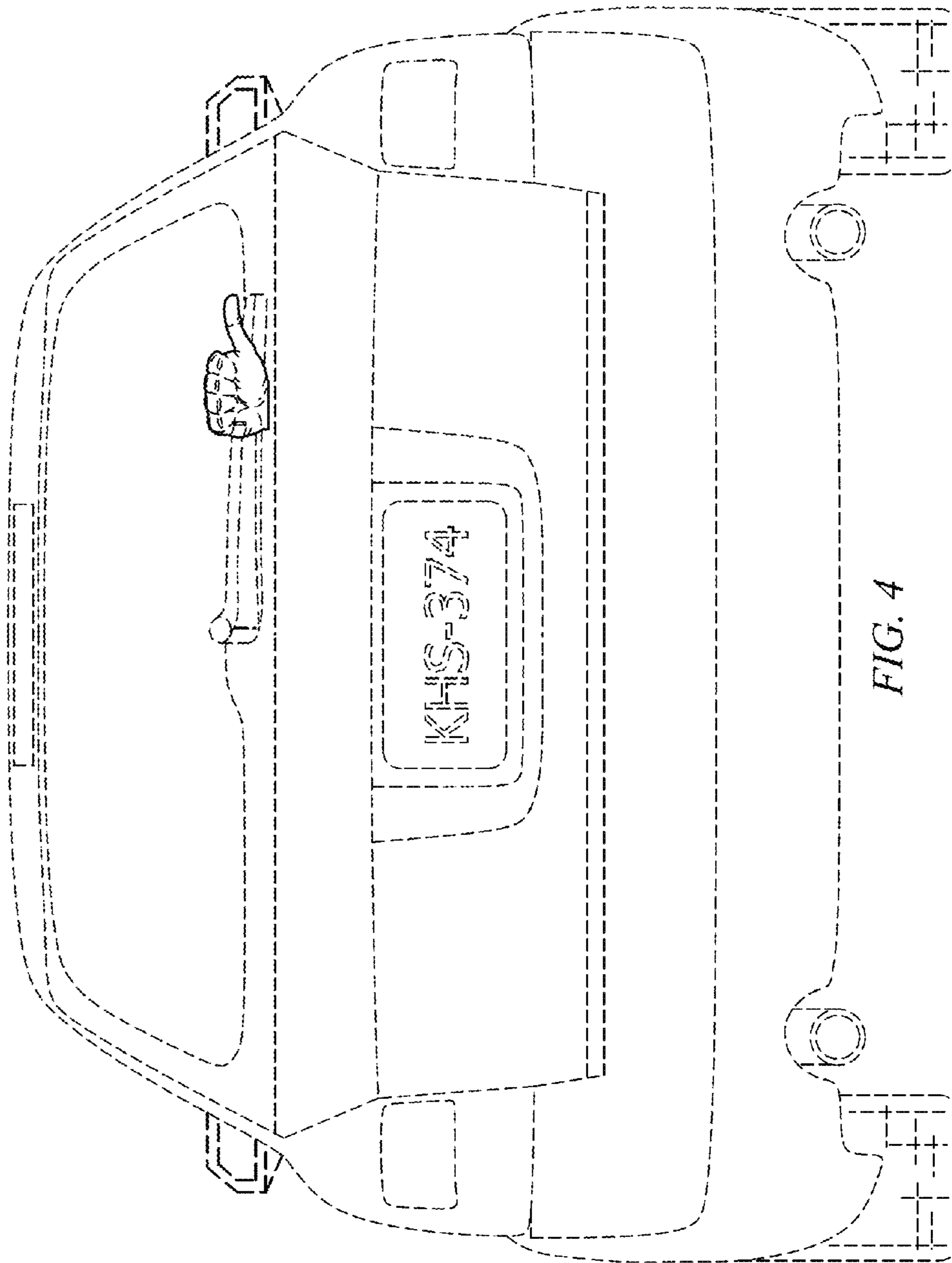


FIG. 4

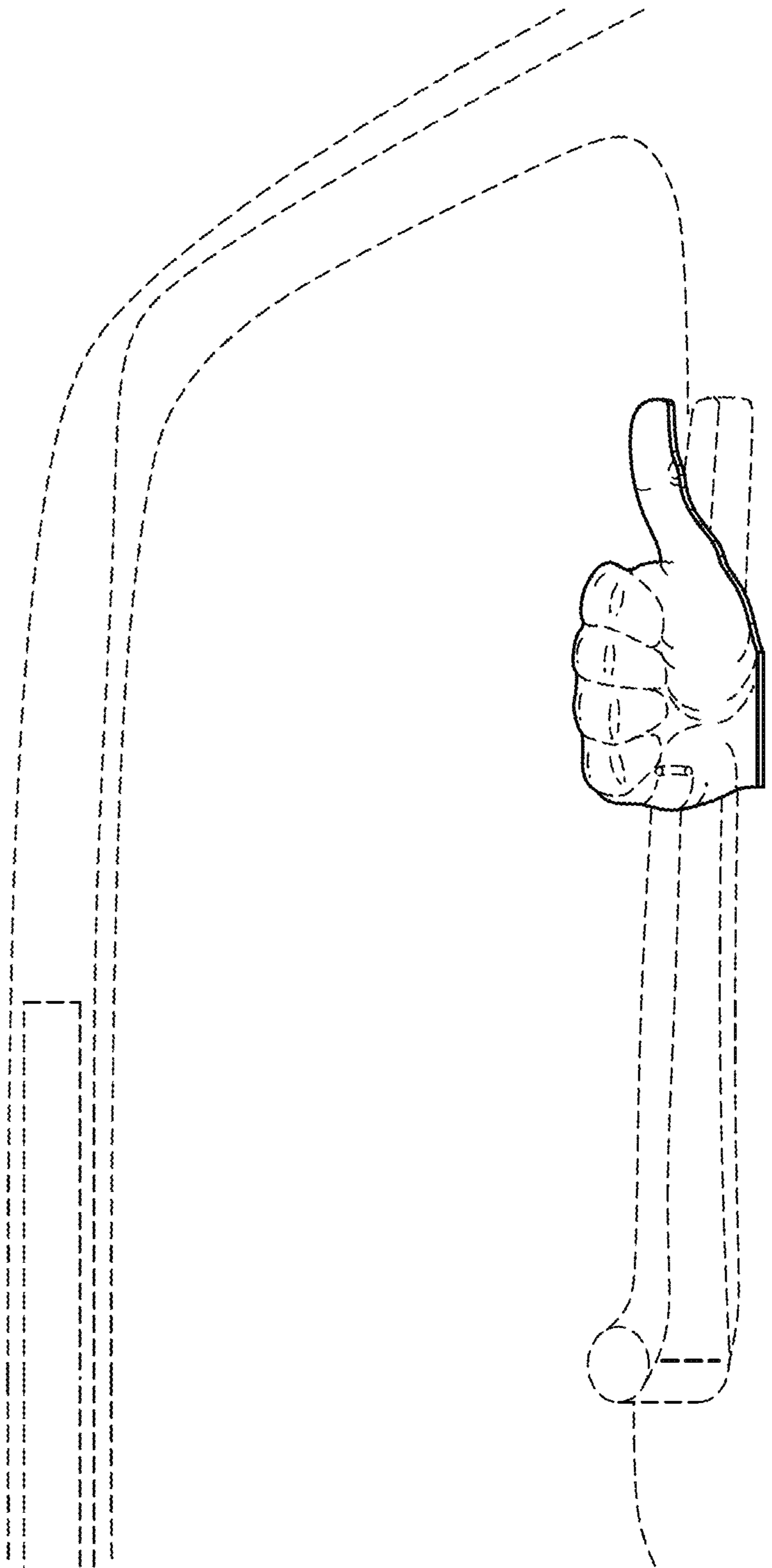


FIG. 5