



US00D707611S

(12) **United States Design Patent**
Sanberg

(10) **Patent No.:** **US D707,611 S**
(45) **Date of Patent:** **** Jun. 24, 2014**

- (54) **WIPER BLADE ORNAMENT**
- (71) Applicant: **Paul R. Sanberg**, Spring Hill, FL (US)
- (72) Inventor: **Paul R. Sanberg**, Spring Hill, FL (US)
- (73) Assignee: **University of South Florida**, Tampa, FL (US)
- (**) Term: **14 Years**
- (21) Appl. No.: **29/467,857**
- (22) Filed: **Sep. 24, 2013**
- (51) **LOC (10) Cl.** **12-06**
- (52) **U.S. Cl.**
USPC **D12/220**
- (58) **Field of Classification Search**
USPC D12/220, 219; 15/246, 247, 250.001, 15/250.4, 250.361, 250.19, 250.48, 15/250.03, 250.31–250.33, 250.201, 15/250.451, 250.458, 250.04, 250.07, 15/250.44
See application file for complete search history.

D567,476 S *	4/2008	Harland	D2/615
D586,716 S	2/2009	Radfar		
D587,314 S *	2/2009	Carnation, III	D20/33
D646,841 S *	10/2011	Roman	D28/7
D662,553 S *	6/2012	Selbe	D20/33
D668,299 S	10/2012	Bengyak		
D674,844 S	1/2013	Bengyak		
D675,678 S	2/2013	Bengyak		
D676,087 S	2/2013	Bengyak		
D681,126 S	4/2013	Bengyak		
D684,634 S	6/2013	Bengyak		
2005/0235448 A1	10/2005	Richard		

* cited by examiner

Primary Examiner — Katrina A Betton

(74) *Attorney, Agent, or Firm* — Nicholas Pfeifer; Smith & Hopen, P.A.

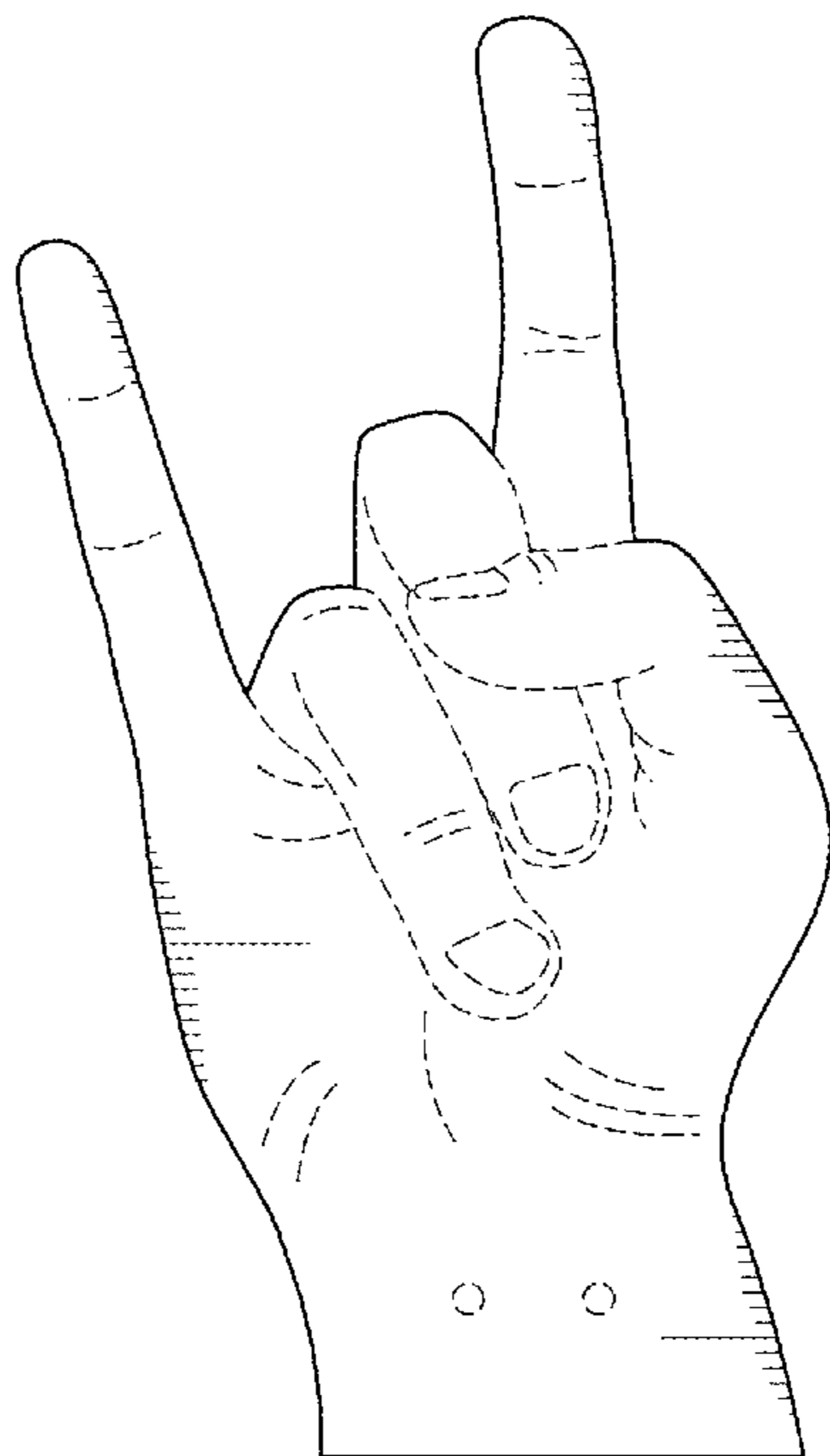
(57) **CLAIM**

The ornamental design for a wiper blade ornament, as shown and described.

DESCRIPTION

FIG. 1 is a perspective view of a wiper blade ornament, showing the novel design;
 FIG. 2 is a front plan view of the wiper blade ornament shown in FIG. 1;
 FIG. 3 is a rear plan view of the wiper blade ornament shown in FIG. 1;
 FIG. 4 is a front plan view of the wiper blade ornament of FIG. 1 attached to a windshield wiper blade; and,
 FIG. 5 is a close-up view of the wiper blade ornament attached to a windshield wiper blade as shown in FIG. 4.
 The matter delineated in broken lines forms no part of the claimed ornamental design.

1 Claim, 4 Drawing Sheets



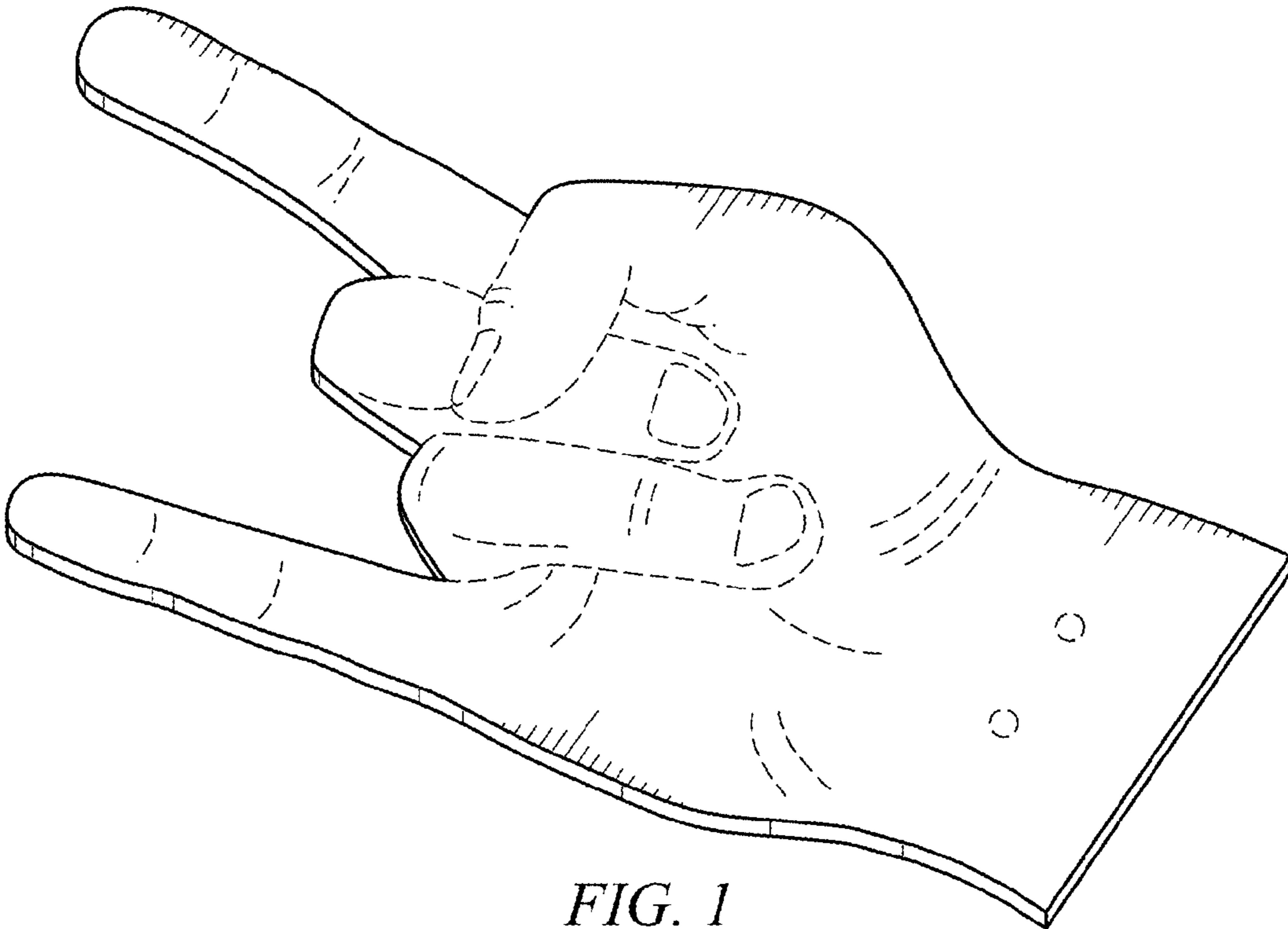


FIG. 1

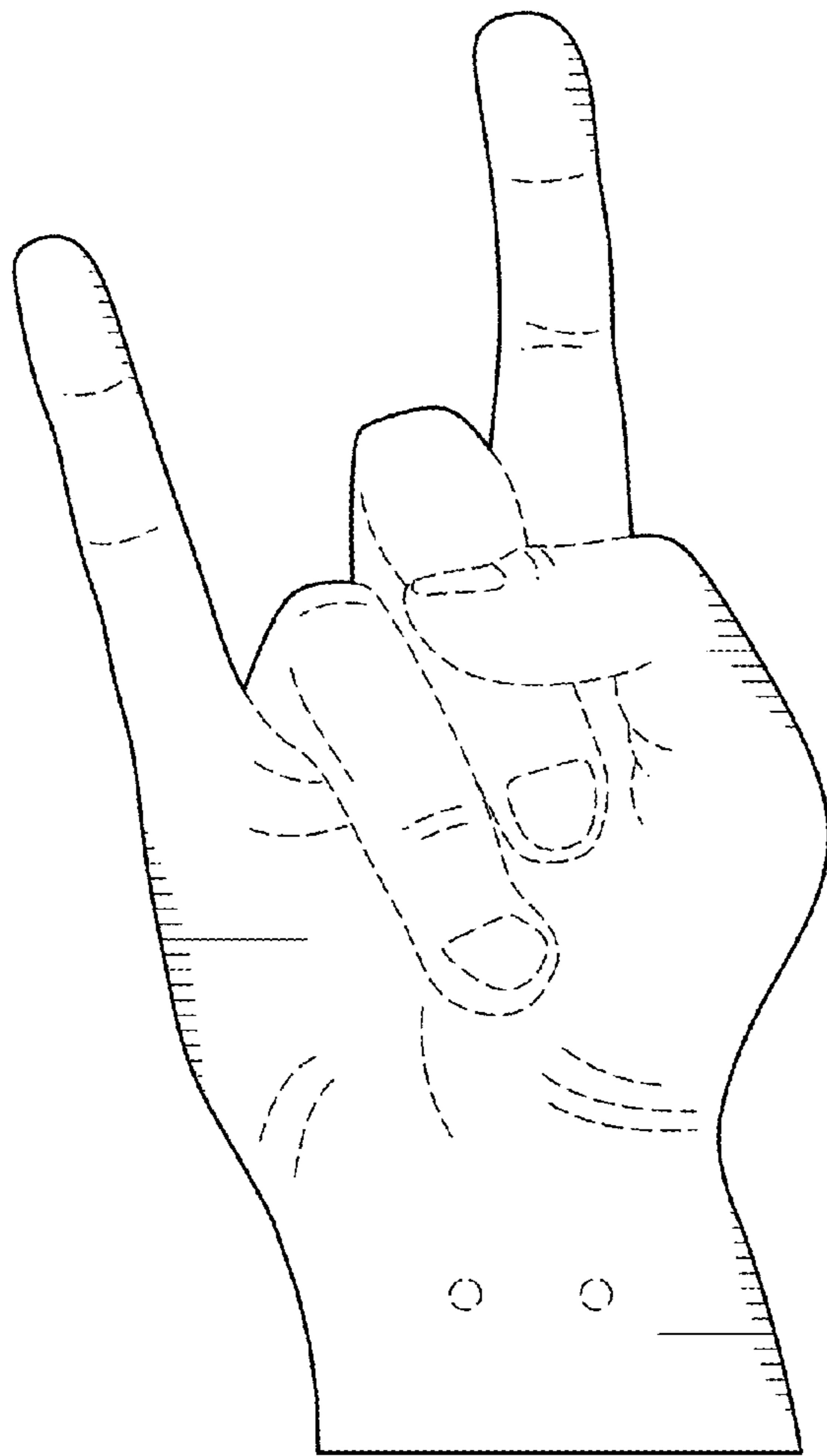


FIG. 2

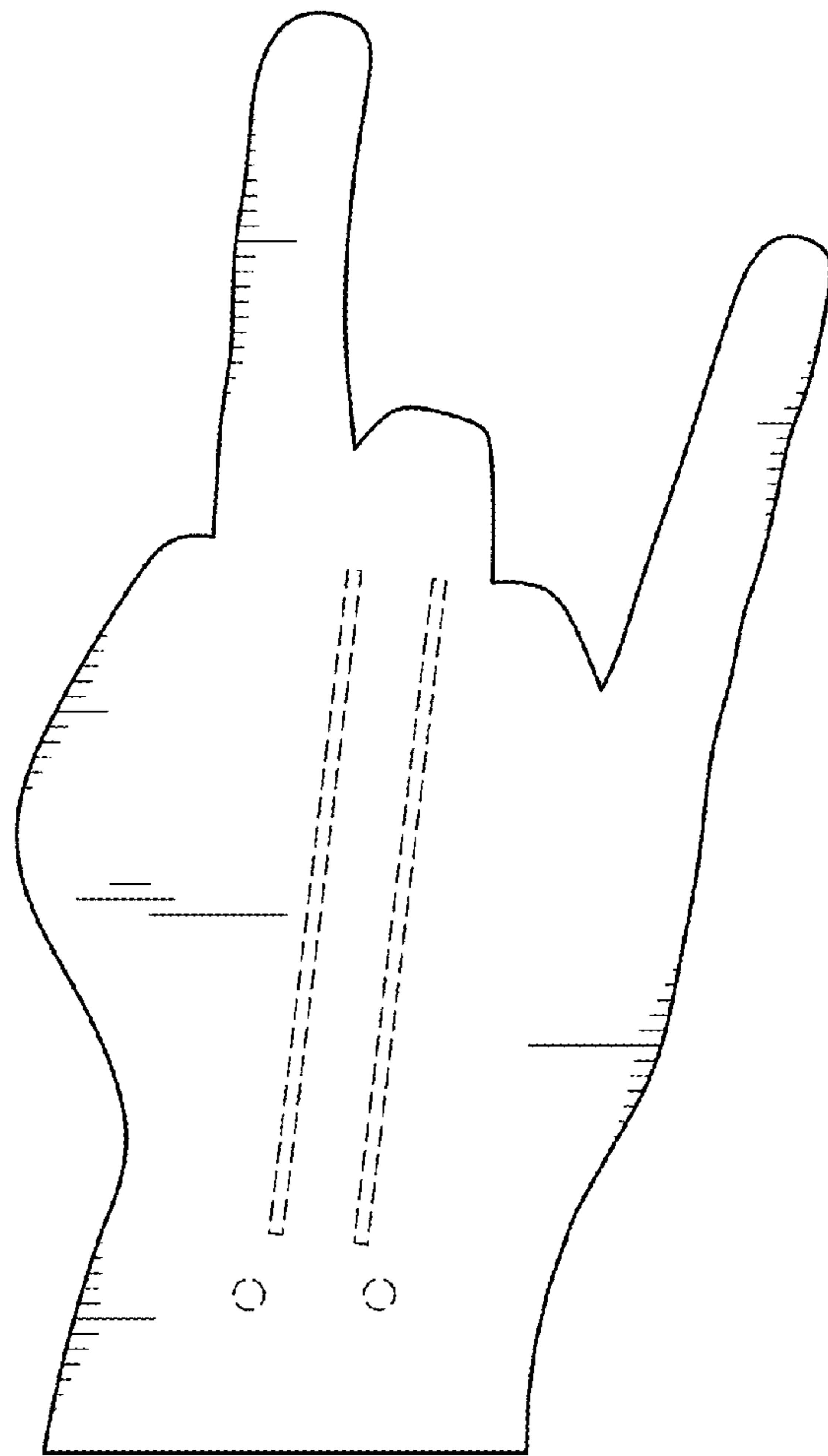


FIG. 3

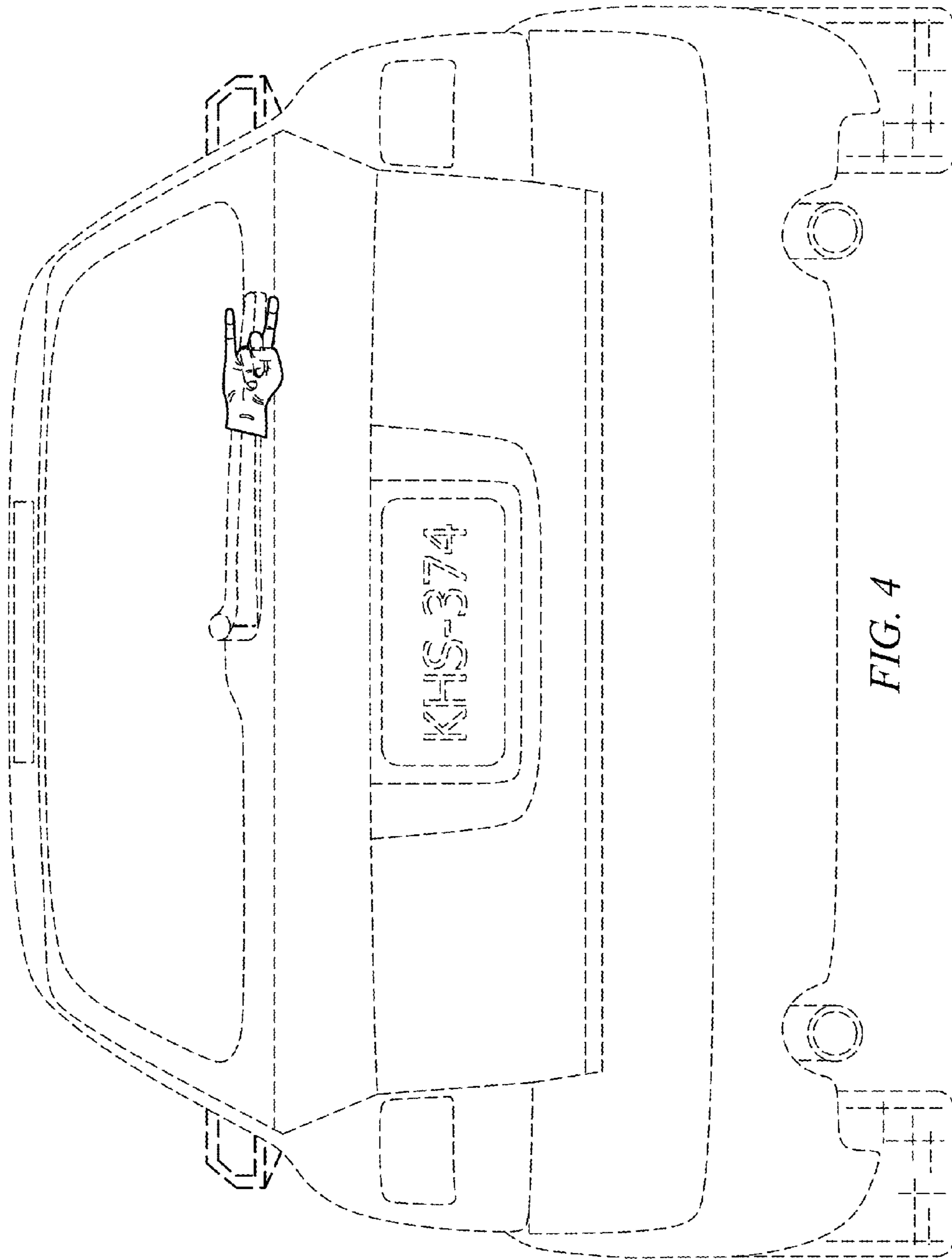


FIG. 4

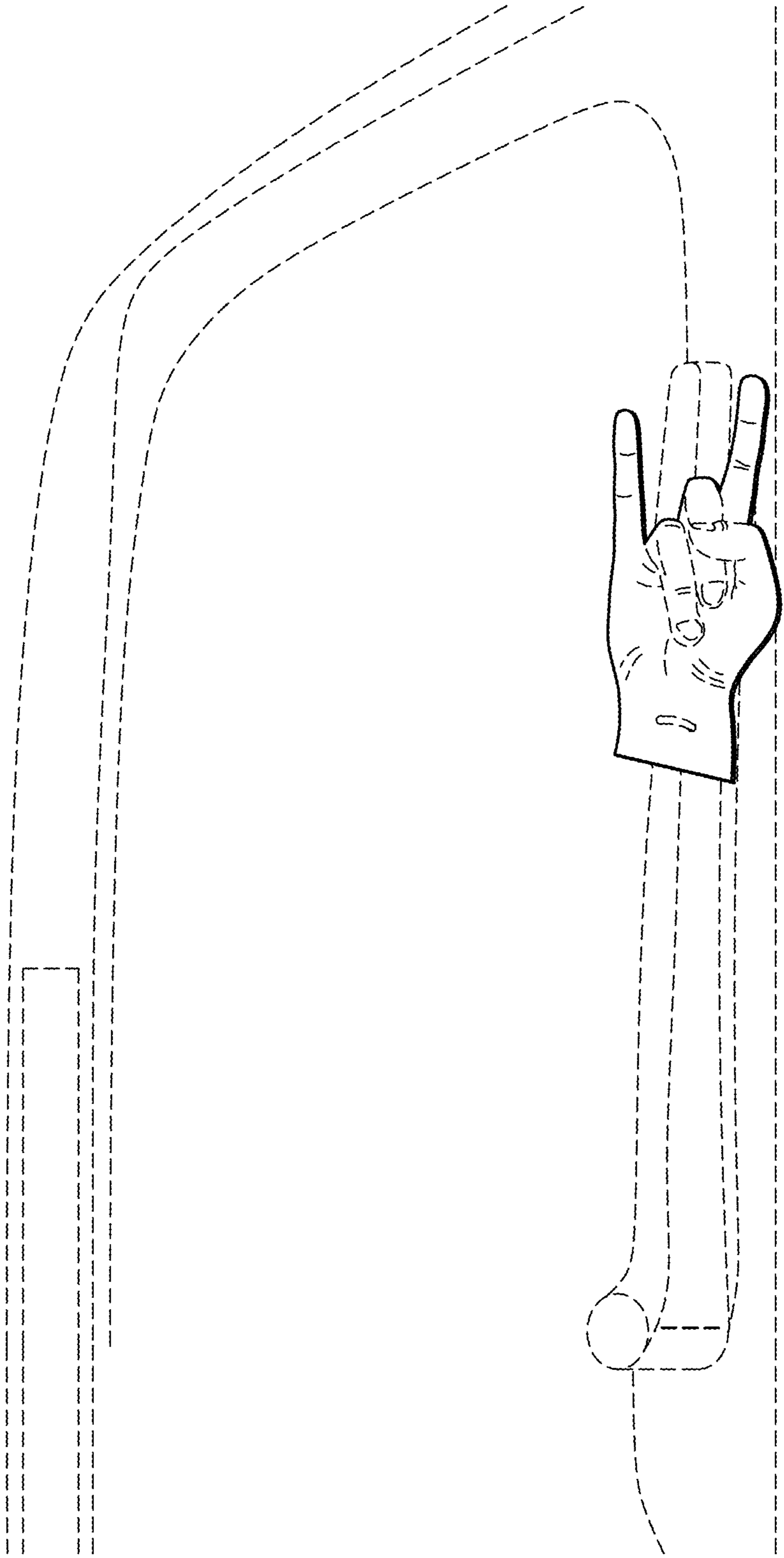


FIG. 5

UNITED STATES PATENT AND TRADEMARK OFFICE
CERTIFICATE OF CORRECTION

PATENT NO. : D707,611 S
APPLICATION NO. : 29/467857
DATED : June 24, 2014
INVENTOR(S) : Paul R. Sanberg et al.

Page 1 of 1

It is certified that error appears in the above-identified patent and that said Letters Patent is hereby corrected as shown below:

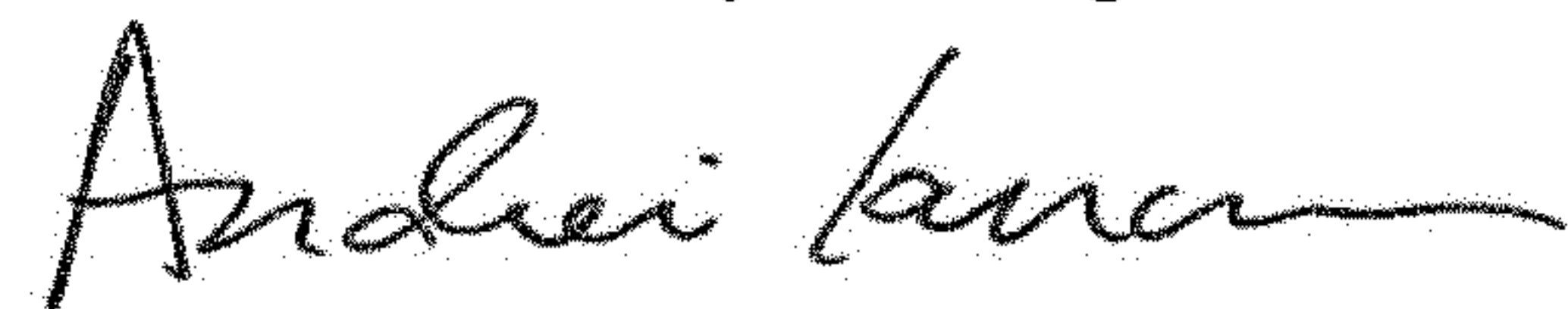
On the Title Page

Item (71) Applicants and Item (72) Inventors should read:

(71) Applicants: Paul R. Sanberg, Spring Hill, FL (US); Cyndy D. Sanberg, Spring Hill, FL (US)

(72) Inventors: Paul R. Sanberg, Spring Hill, FL (US); Cyndy D. Sanberg, Spring Hill, FL (US)

Signed and Sealed this
Fourteenth Day of August, 2018



Andrei Iancu
Director of the United States Patent and Trademark Office