



US00D707603S

(12) **United States Design Patent**
Chou et al.

(10) **Patent No.:** **US D707,603 S**
(45) **Date of Patent:** **** Jun. 24, 2014**

(54) **RECTANGULAR EXHAUST STACK FOR TRANSPORTATION VEHICLE**

(71) Applicants: **Chiahua Eleanor Chou**, Schaumburg, IL (US); **Craig Massner**, Naperville, IL (US)

(72) Inventors: **Chiahua Eleanor Chou**, Schaumburg, IL (US); **Craig Massner**, Naperville, IL (US)

(**) Term: **14 Years**

(21) Appl. No.: **29/470,749**

(22) Filed: **Oct. 24, 2013**

(51) **LOC (10) Cl.** **12-16**

(52) **U.S. Cl.**
USPC **D12/194**

(58) **Field of Classification Search**
USPC D12/194; D15/5; 293/113; 29/890.08; 180/89.2, 296, 309; 181/247-249, 264, 181/282, 239-241, 227, 228; 60/303, 313, 60/323; 138/37-39, 44, 103, 109
See application file for complete search history.

(56) **References Cited**

U.S. PATENT DOCUMENTS

2,909,235 A * 10/1959 Beranek 181/252
D617,705 S * 6/2010 Cunningham D12/194
D688,613 S * 8/2013 Chou et al. D12/194

* cited by examiner

Primary Examiner — Michael A Pratt

(74) *Attorney, Agent, or Firm* — WPAT, P.C.; Anthony King

(57) **CLAIM**

The ornamental design of an rectangular exhaust stack for transportation vehicle, as shown and described.

DESCRIPTION

FIG. 1 is a three dimensional view of an rectangular exhaust stack for transportation vehicle such as a truck showing the preferred embodiment of my new design;
FIG. 2 is a left side view thereof;
FIG. 3 is a right side view thereof;
FIG. 4 is a rear elevational view thereof;
FIG. 5 is a front elevational view thereof;
FIG. 6 is a top plan view thereof; and,
FIG. 7 is a bottom plan view thereof.

1 Claim, 4 Drawing Sheets

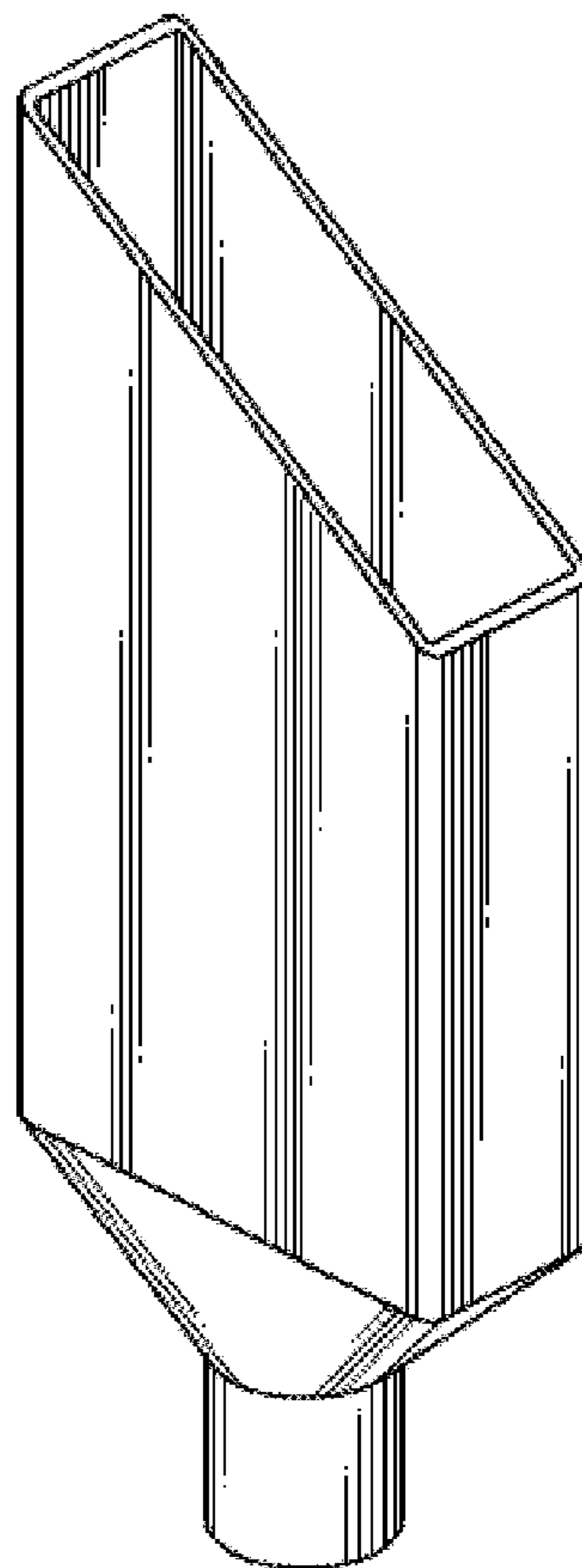


FIG. 1

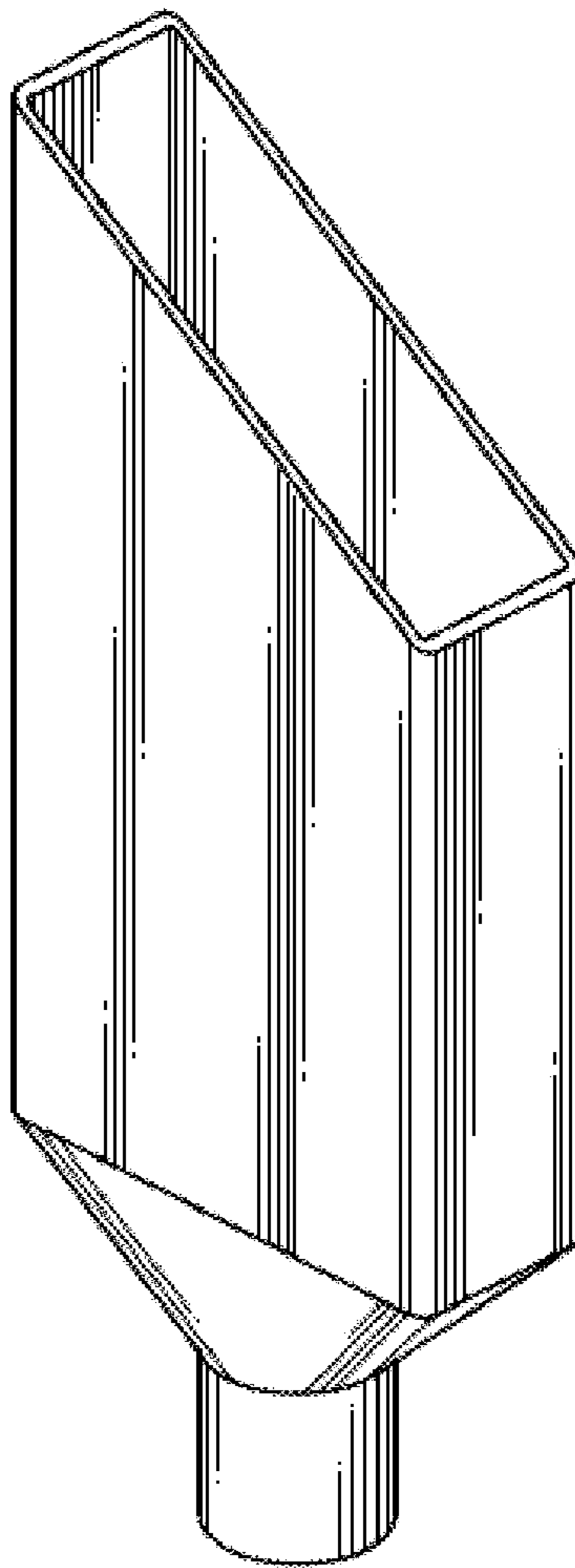


FIG. 2




FIG. 3

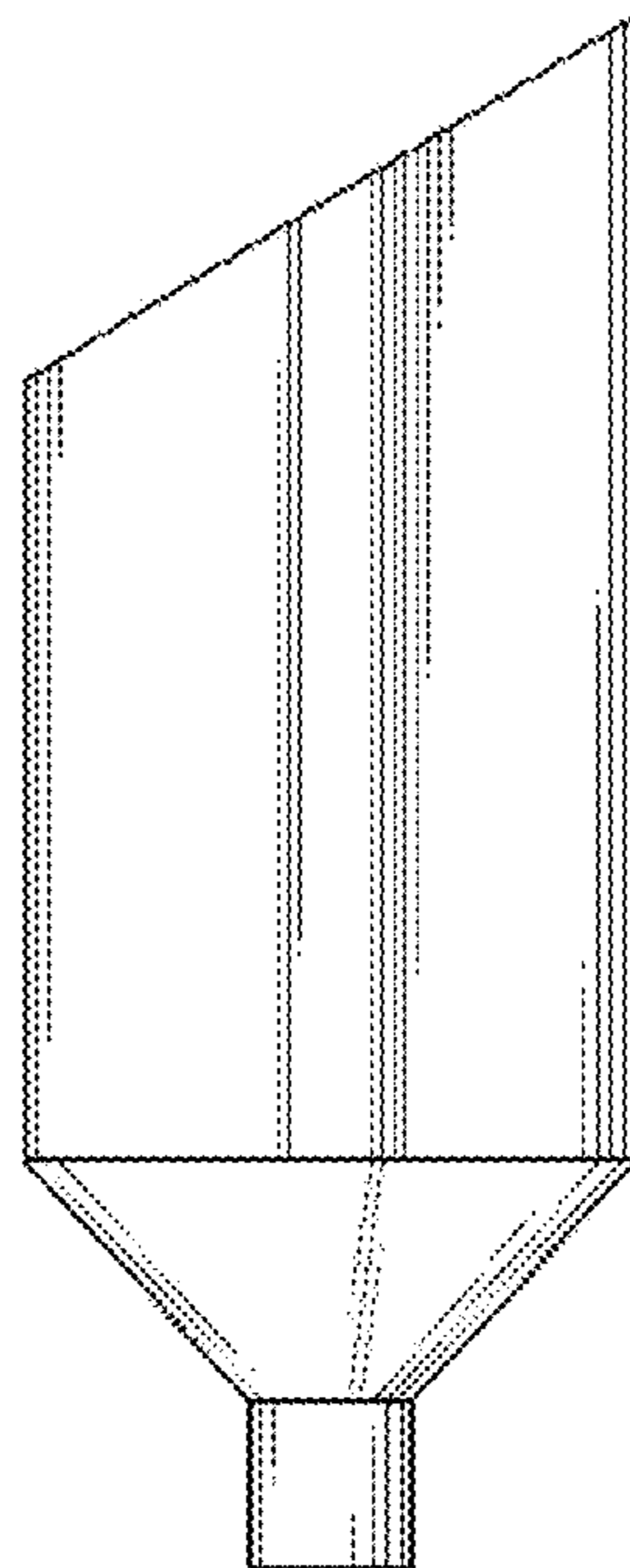


FIG. 4




FIG. 5




FIG. 6

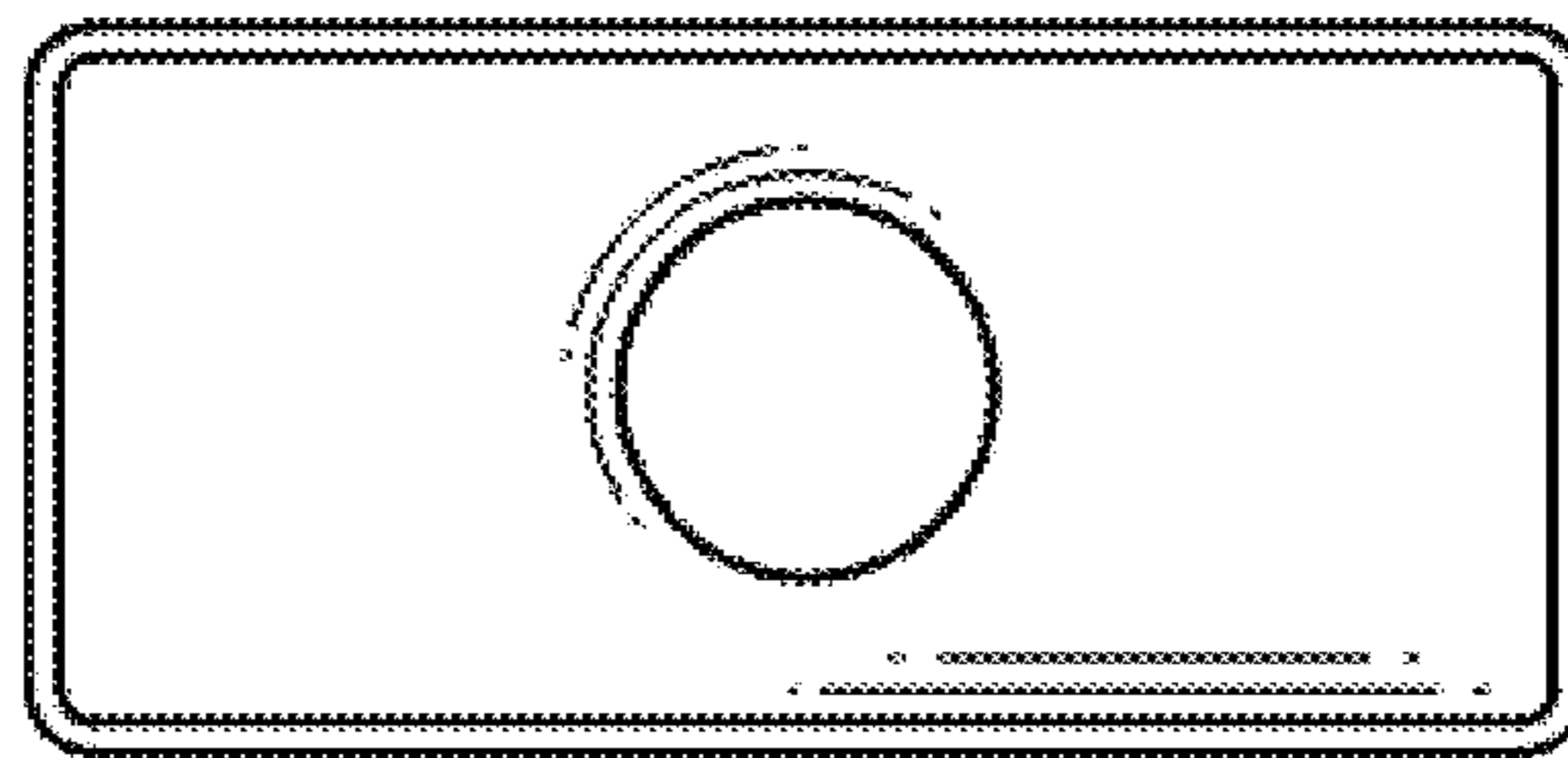


FIG. 7

