



US00D707601S

(12) **United States Design Patent**
Chou et al.

(10) **Patent No.:** **US D707,601 S**
(45) **Date of Patent:** **** Jun. 24, 2014**

(54) **OVAL EXHAUST STACK FOR
TRANSPORTATION VEHICLE**

181/282, 239–241, 227, 228; 60/303, 313,
60/323; 138/37–39, 44, 103, 109

See application file for complete search history.

(71) Applicants: **Chiahua Eleanor Chou**, Schaumburg,
IL (US); **Craig Massner**, Naperville, IL
(US)

Primary Examiner — Michael A Pratt

(74) *Attorney, Agent, or Firm* — WPAT, P.C.; Anthony King

(72) Inventors: **Chiahua Eleanor Chou**, Schaumburg,
IL (US); **Craig Massner**, Naperville, IL
(US)

(57) **CLAIM**

The ornamental design of a oval exhaust stack for transpor-
tation vehicle, as shown and described.

DESCRIPTION

(**) Term: **14 Years**

FIG. 1 is a three dimensional view of a oval exhaust stack for
transportation vehicle such as a truck showing the first pre-
ferred embodiment of my new design;

(21) Appl. No.: **29/455,713**

FIG. 2 is a left side view thereof;

(22) Filed: **May 23, 2013**

FIG. 3 is a right side view thereof;

(51) **LOC (10) Cl.** **12-16**

FIG. 4 is a rear elevational view thereof;

(52) **U.S. Cl.**

FIG. 5 is a front elevational view thereof;

USPC **D12/194**

FIG. 6 is a top plan view thereof; and,

(58) **Field of Classification Search**

USPC D12/194; D15/5; 293/113; 29/890.08;
180/89.2, 293, 309; 181/247–249, 264,

FIG. 7 is a bottom plan view thereof.

1 Claim, 4 Drawing Sheets




FIG. 1




FIG. 2

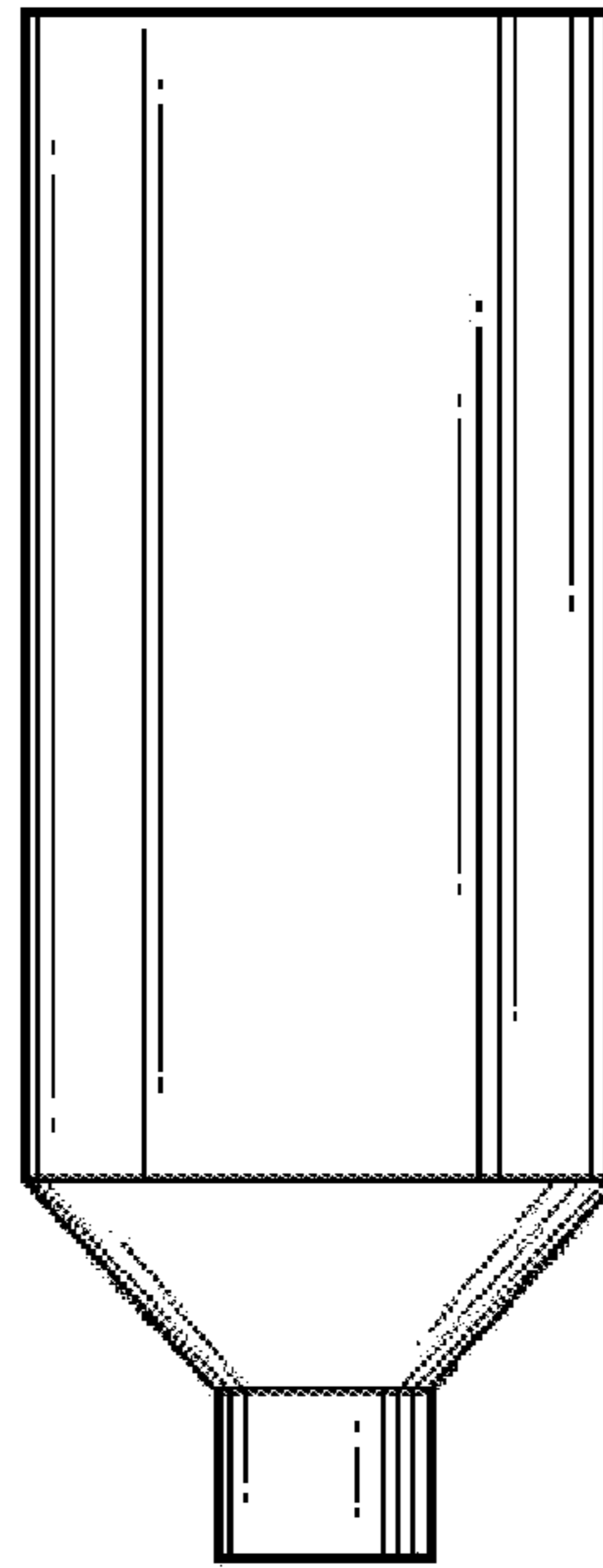


FIG. 3

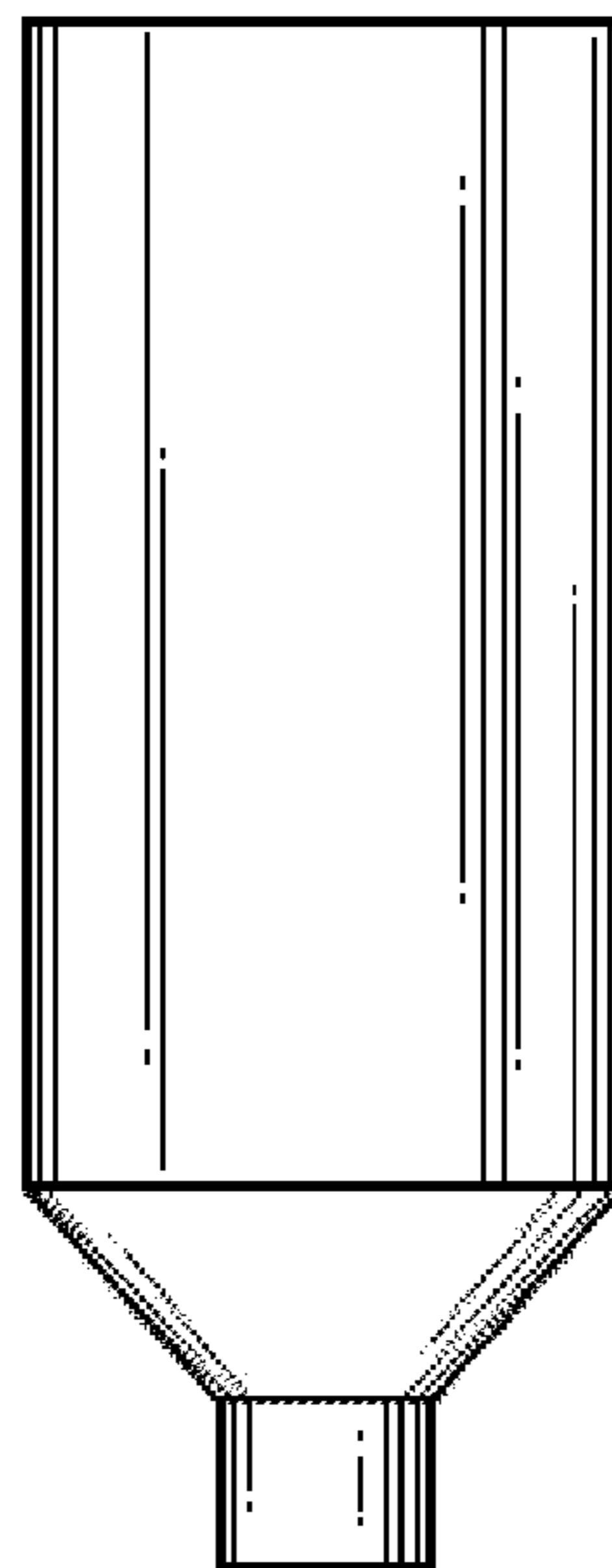


FIG. 4

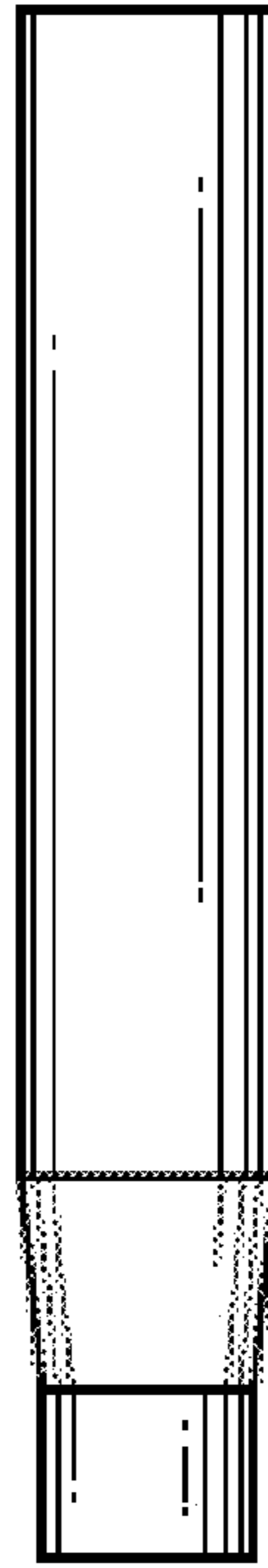


FIG. 5

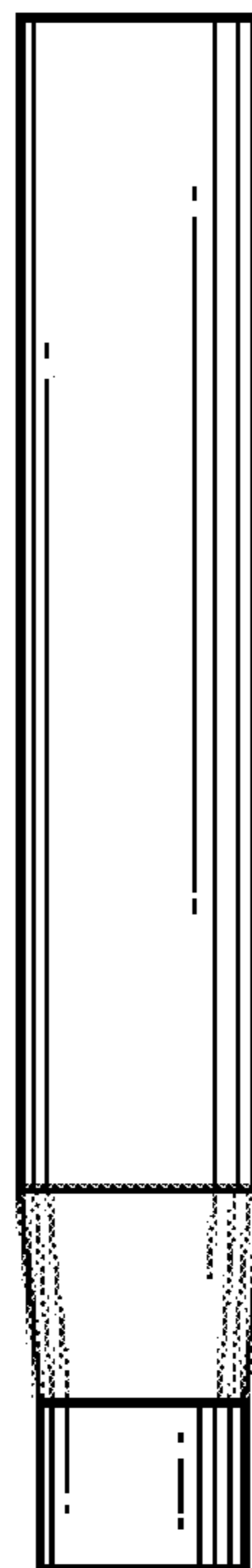


FIG. 6

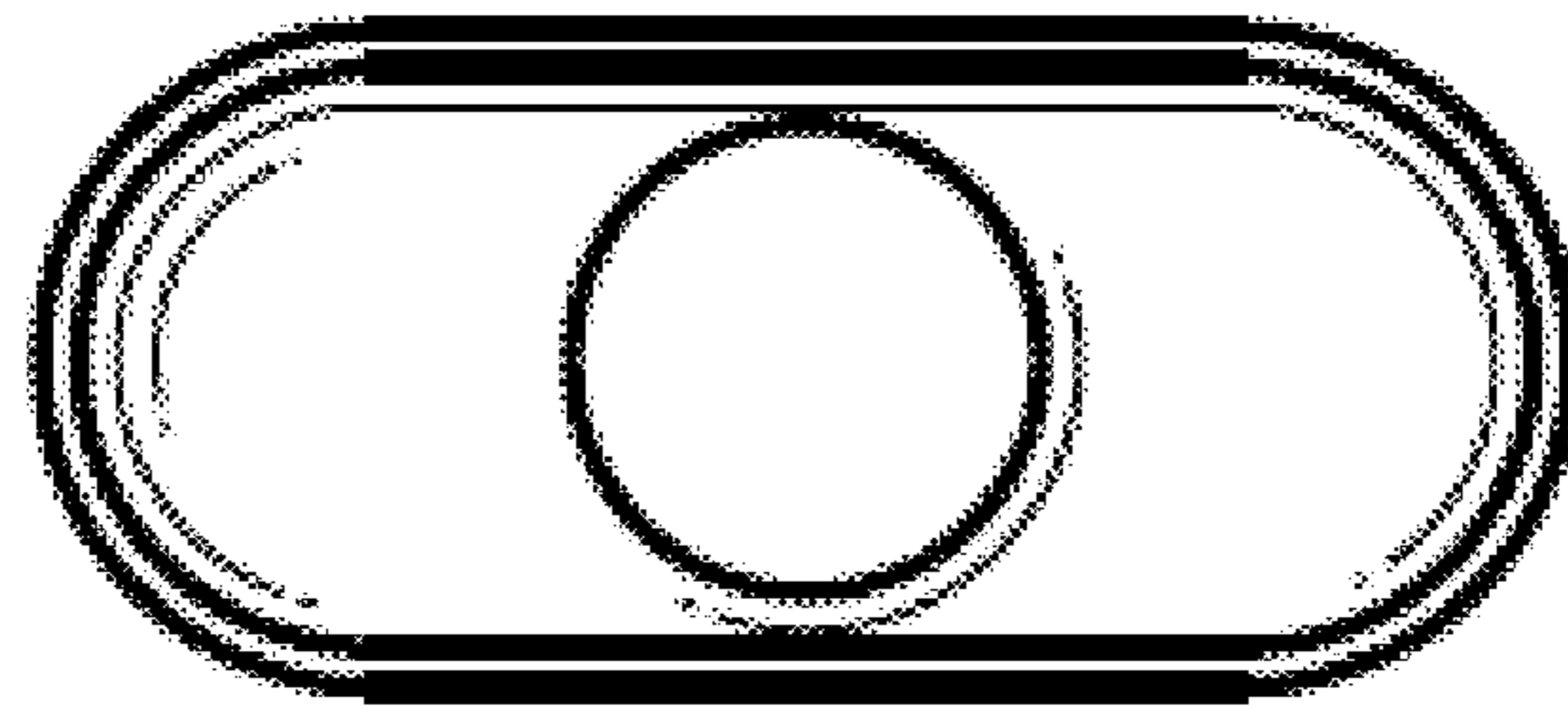


FIG. 7

