



US00D707589S

(12) **United States Design Patent**  
**Takani et al.**

(10) **Patent No.:** **US D707,589 S**  
(45) **Date of Patent:** **\*\* Jun. 24, 2014**

(54) **SLIDER FOR SLIDE FASTENER**  
(71) Applicant: **YKK Corporation**, Tokyo (JP)  
(72) Inventors: **Go Takani**, Toyama (JP); **Aya Shigematsu**, Toyama (JP)

D627,258 S 11/2010 Miyazaki et al.  
D627,259 S \* 11/2010 Miyazaki et al. .... D11/221  
D644,957 S \* 9/2011 Blackford et al. .... D11/221  
D644,958 S \* 9/2011 Blackford et al. .... D11/221  
D691,512 S \* 10/2013 Mio et al. .... D11/221  
D691,918 S \* 10/2013 Mio et al. .... D11/221

(73) Assignee: **YKK Corporation** (JP)  
(\*\*) Term: **14 Years**

FOREIGN PATENT DOCUMENTS

JP S-566844 12/1981  
JP S-1314702 10/2007  
JP S-1314704 10/2007  
JP S1314705 10/2007

(21) Appl. No.: **29/478,739**  
(22) Filed: **Jan. 8, 2014**

\* cited by examiner

(30) **Foreign Application Priority Data**

*Primary Examiner* — Ralf Seifert

Jul. 9, 2013 (JP) ..... 2013-015584

(74) *Attorney, Agent, or Firm* — Kilpatrick Townsend & Stockton LLP

(51) **LOC (10) Cl.** ..... **02-07**

(57) **CLAIM**

(52) **U.S. Cl.**  
USPC ..... **D11/221**

The ornamental design for a slider for slide fastener, as shown and described.

(58) **Field of Classification Search**  
CPC ..... A44B 19/00; A44B 19/02; A44B 19/04;  
A44B 19/10; A44B 19/24; A44B 19/26;  
A44B 19/30  
USPC ..... D11/200, 201, 221; 24/381–383,  
24/385–387, 414–417, 421–422, 427–431,  
24/433, 424; 2/265; D2/641, 642; 294/3.6;  
223/118

**DESCRIPTION**

See application file for complete search history.

FIG. 1 is a perspective view of the front, bottom and right side of a slider for slide fastener showing my new design;  
FIG. 2 is a front view thereof;  
FIG. 3 is a rear view thereof;  
FIG. 4 is a left side view thereof, the right side view being mirror image thereof;  
FIG. 5 is a top plan view thereof; and,  
FIG. 6 is a bottom view thereof.  
The broken lines shown are included for the purpose of illustrating the unclaimed portions of a slider for slide fastener and form no part of the claimed design.

(56) **References Cited**

U.S. PATENT DOCUMENTS

D608,243 S \* 1/2010 Di Girolami ..... D11/221  
D610,947 S 3/2010 Takazawa et al.

**1 Claim, 6 Drawing Sheets**

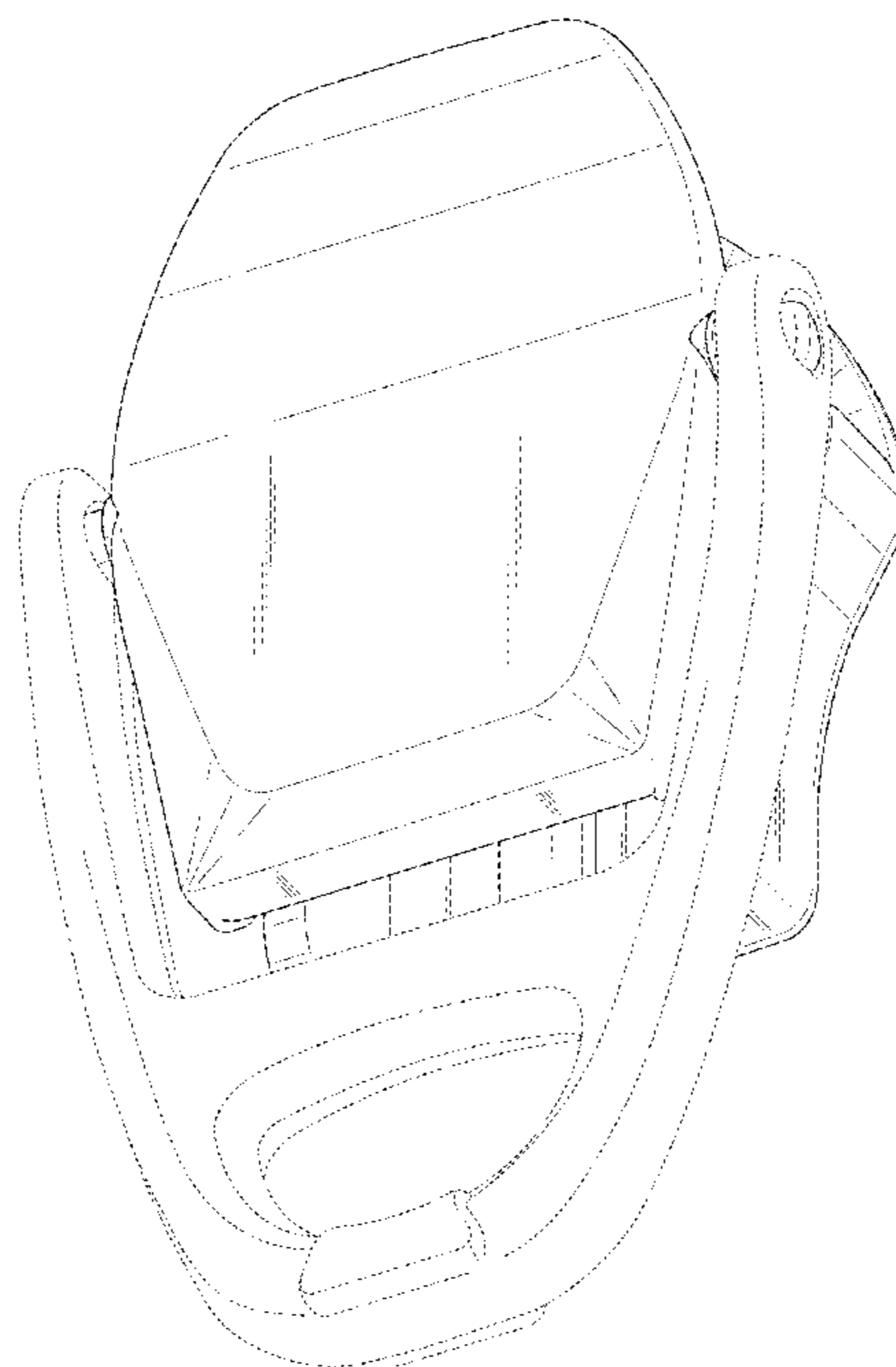


Fig. 1

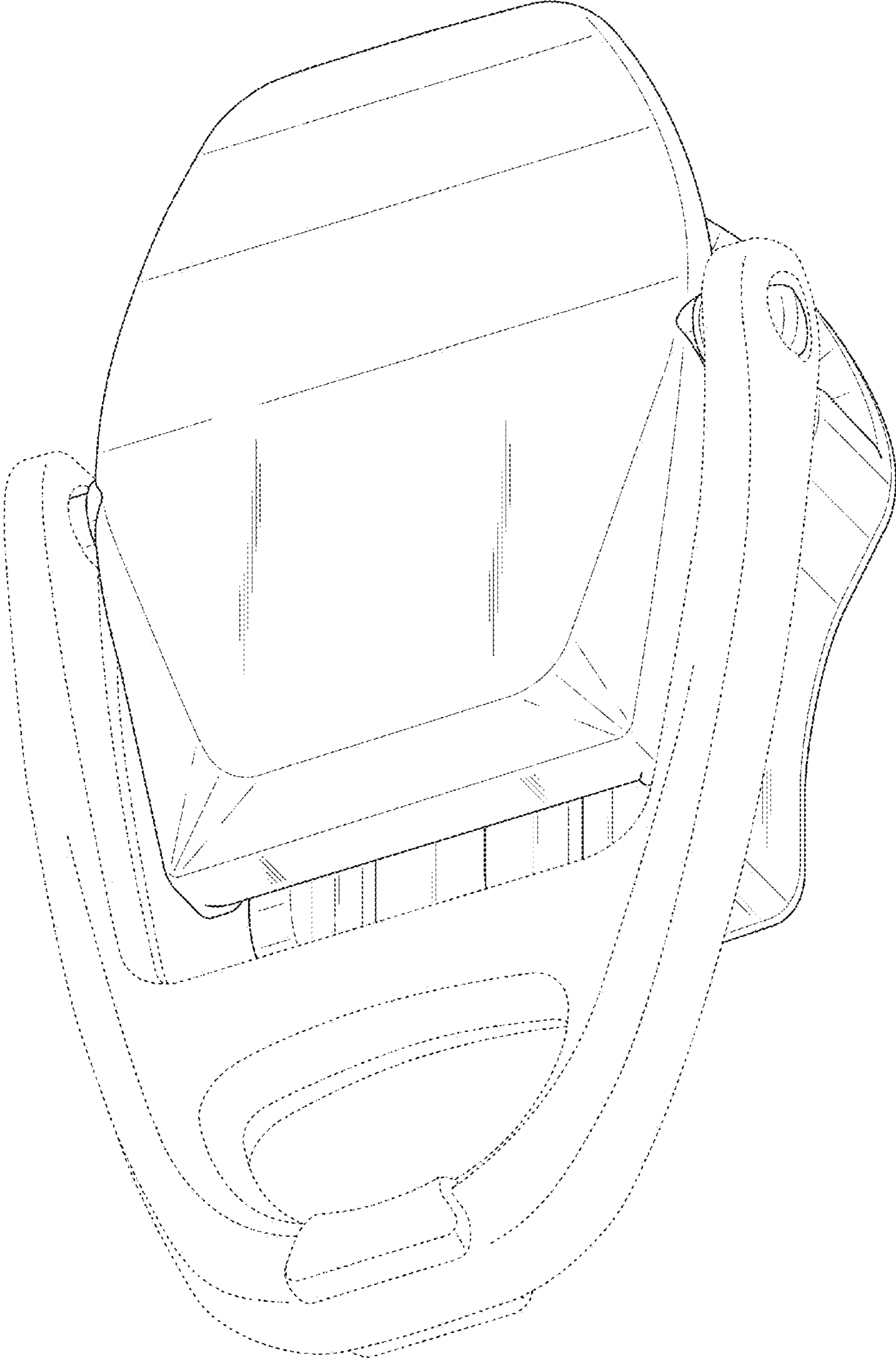


Fig. 2



Fig. 3

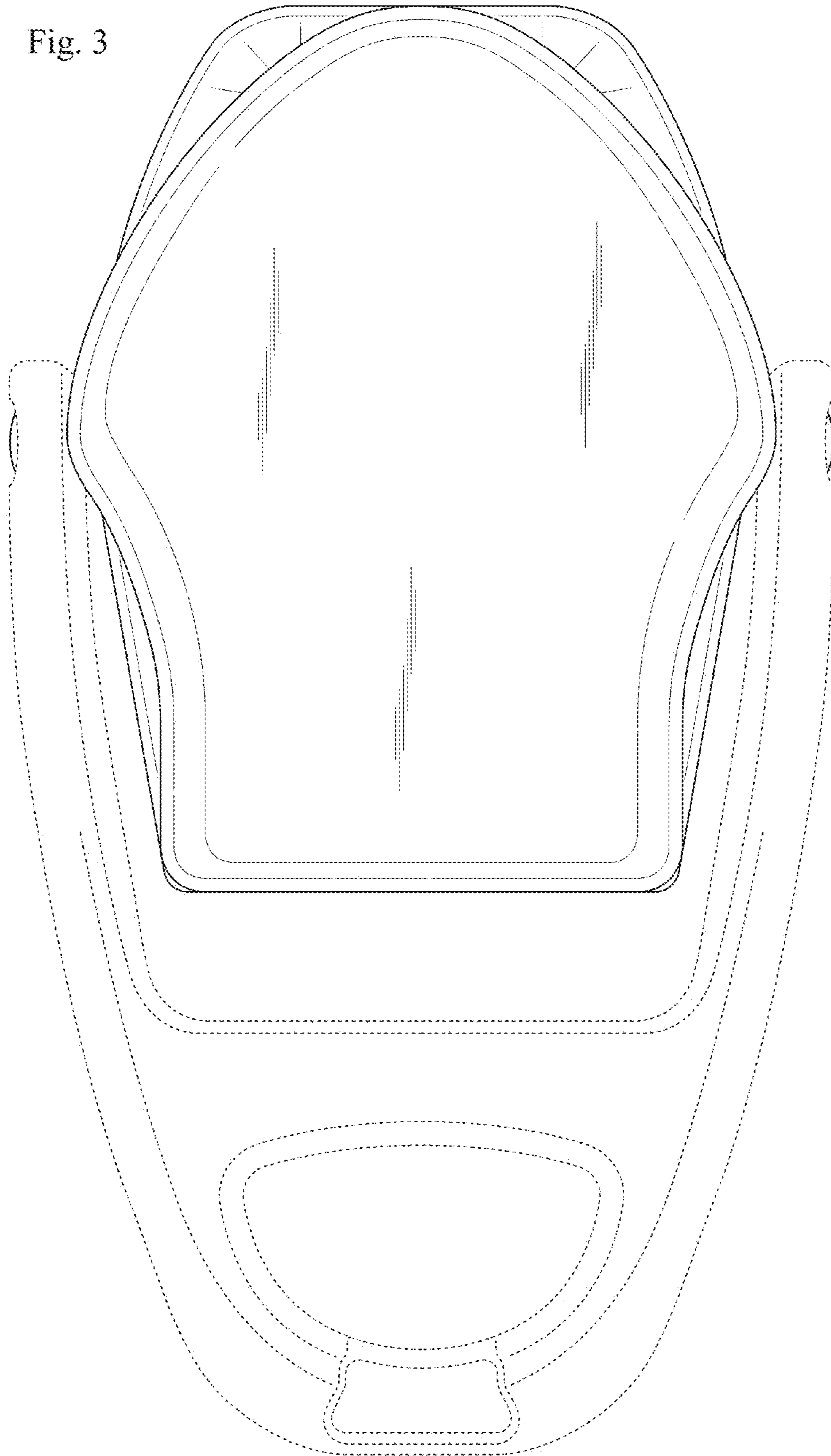


Fig. 4

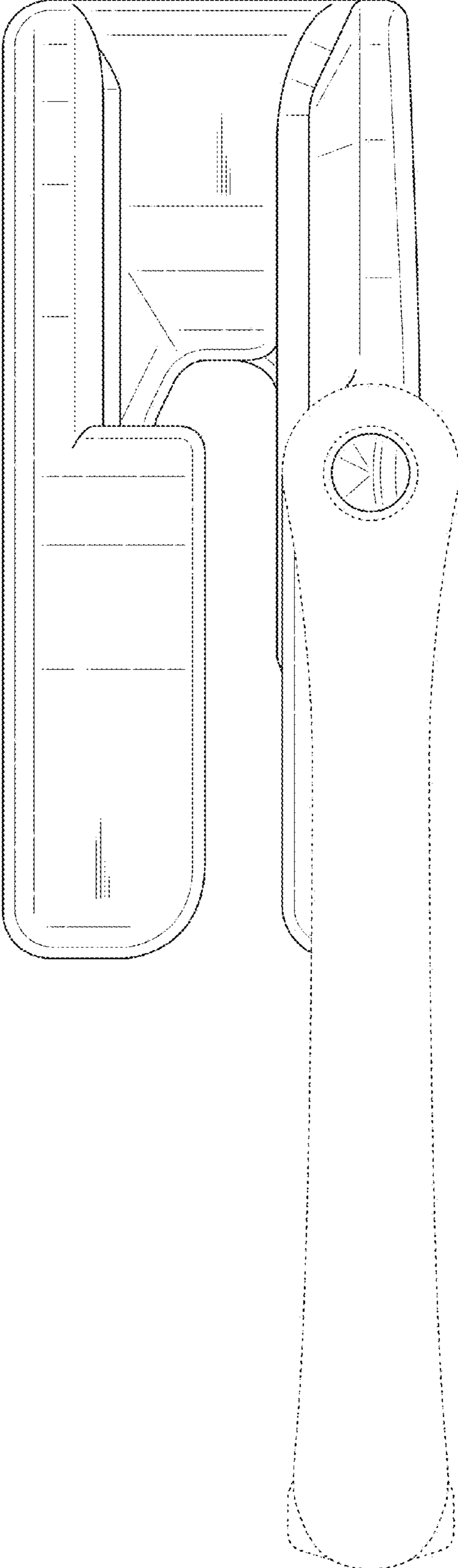


Fig. 5

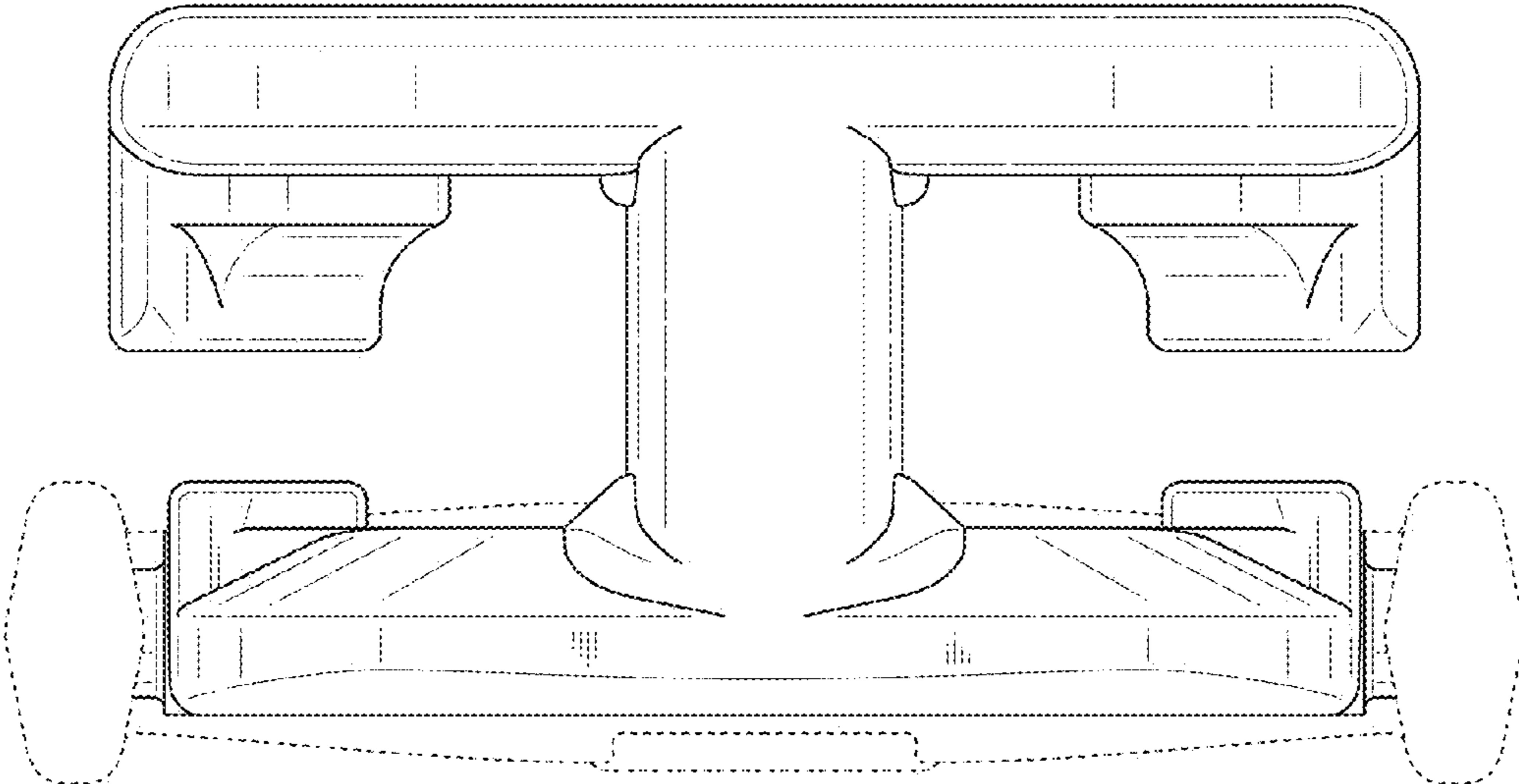


Fig. 6

