



US00D707587S

(12) **United States Design Patent**
Cute

(10) **Patent No.:** **US D707,587 S**
(45) **Date of Patent:** **** Jun. 24, 2014**

- (54) **SNOWMAN WREATH HANGER**
- (75) Inventor: **Joseph E. Cute**, Geneva, IL (US)
- (73) Assignee: **Sun Hill Industries, Inc.**, Fairfield, CT (US)
- (**) Term: **14 Years**
- (21) Appl. No.: **29/422,871**
- (22) Filed: **May 24, 2012**
- (51) **LOC (10) Cl.** **11-05**
- (52) **U.S. Cl.**
USPC **D11/127; D11/149; D6/404**
- (58) **Field of Classification Search**
CPC A47G 33/08; A47G 2033/12; A47G 2033/1233; A47G 2033/1266; A47G 7/00; A47G 7/02; A47G 7/025; A47G 7/04; A47G 7/042; A47G 7/044; A47G 7/045; A47G 7/047; B44C 5/06; A01G 5/00; A01G 5/02; A01G 5/04; A01G 5/06; A01G 9/00; A01G 9/02; A01G 1/04; B65D 85/505; B65D 85/52
USPC D11/117, 120, 121, 125, 127, 130, 131, D11/132, 133, 134, 143, 144, 149, 157, 158, D11/164; D6/403, 404, 405, 556, 557, 558; D26/9, 10, 16, 17; D99/19; 428/7, 8, 9, 428/10, 12, 19
See application file for complete search history.

D398,516	S	*	9/1998	Brown et al.	D8/370
D406,788	S	*	3/1999	Adams et al.	D11/127
D426,432	S	*	6/2000	Saddler	D8/1
D444,005	S	*	6/2001	Walters-Dowding et al.	..	D6/462
D571,687	S	*	6/2008	Spencer	D11/130
D584,995	S	*	1/2009	Dea	D11/149
D585,326	S	*	1/2009	Donaldson	D11/130
D588,495	S	*	3/2009	Cobb	D11/130
D648,567	S	*	11/2011	Cute	D6/404
D648,954	S	*	11/2011	Cute	D6/404
D648,955	S		11/2011	Cute		
D648,956	S	*	11/2011	Cute	D6/404
D668,746	S	*	10/2012	Browder	D23/267
D692,253	S	*	10/2013	Cute	D6/404
D696,975	S	*	1/2014	Cute	D11/160
2005/0247837	A1	*	11/2005	Spencer	248/218.4

* cited by examiner

Primary Examiner — Elizabeth J Oswecki
(74) *Attorney, Agent, or Firm* — Riverside Law LLP


(57) **CLAIM**
I claim the ornamental design for a snowman wreath hanger, as shown and described.

DESCRIPTION

FIG. 1 is a perspective view of a snowman wreath hanger showing my new design;
FIG. 2 is a front view thereof;
FIG. 3 is a rear view thereof;
FIG. 4 is a top view thereof;
FIG. 5 is a bottom view thereof;
FIG. 6 is a left side view thereof;
FIG. 7 is a right side view thereof; and,
FIG. 8 is another perspective view thereof shown in a used condition with a wreath shown in broken lines.
The broken lines depict environmental subject matter only and form no part of the claimed design.

1 Claim, 7 Drawing Sheets

- (56) **References Cited**
U.S. PATENT DOCUMENTS
D169,123 S * 3/1953 Butzko D11/128
4,583,322 A * 4/1986 Dimich 47/66.6
4,876,824 A * 10/1989 Newsteder 47/66.6
D367,373 S * 2/1996 Hardy D6/396
D369,292 S * 4/1996 Gary et al. D8/367
D398,258 S * 9/1998 Lee D11/121






FIG. 1

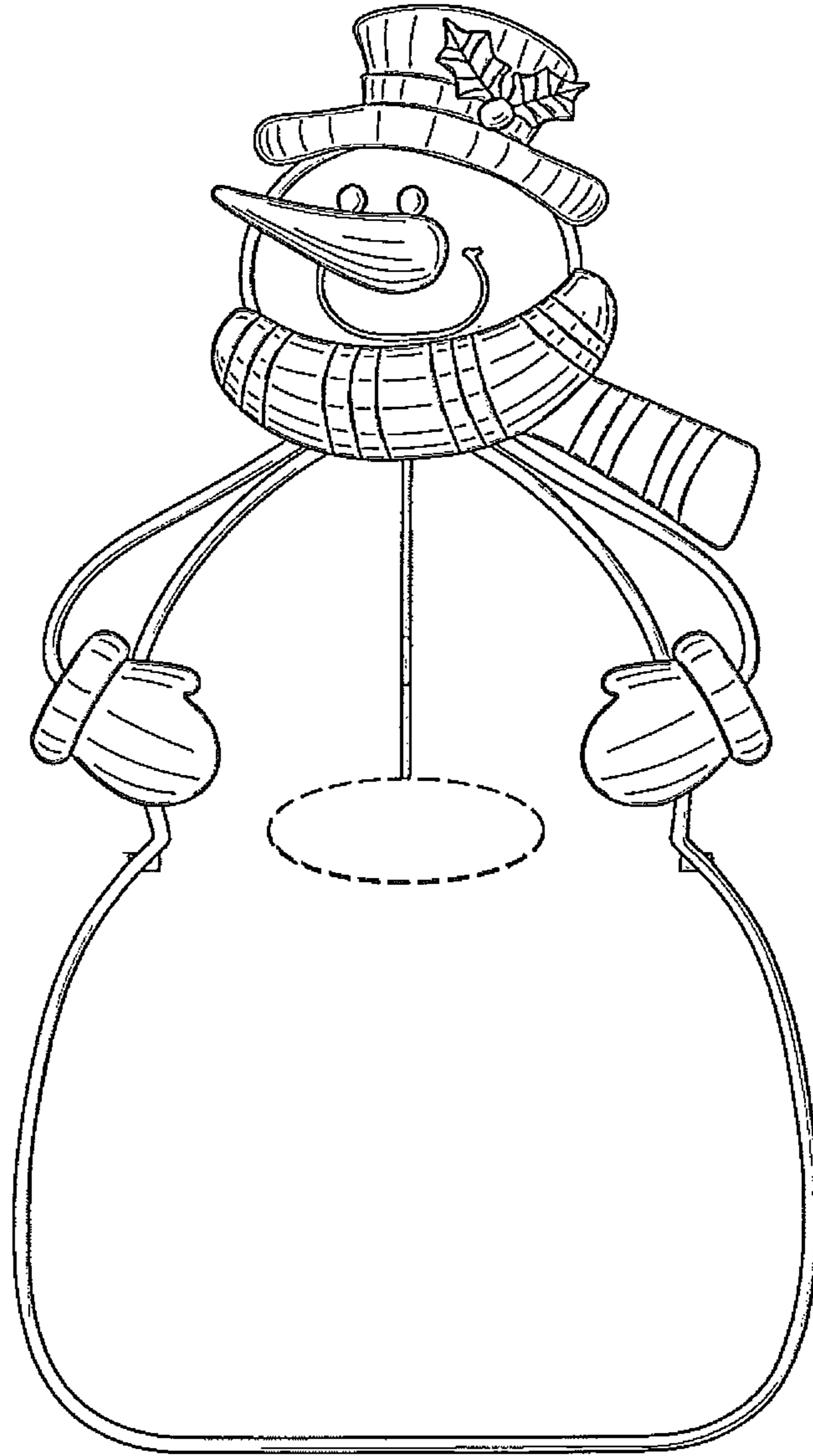


FIG. 2

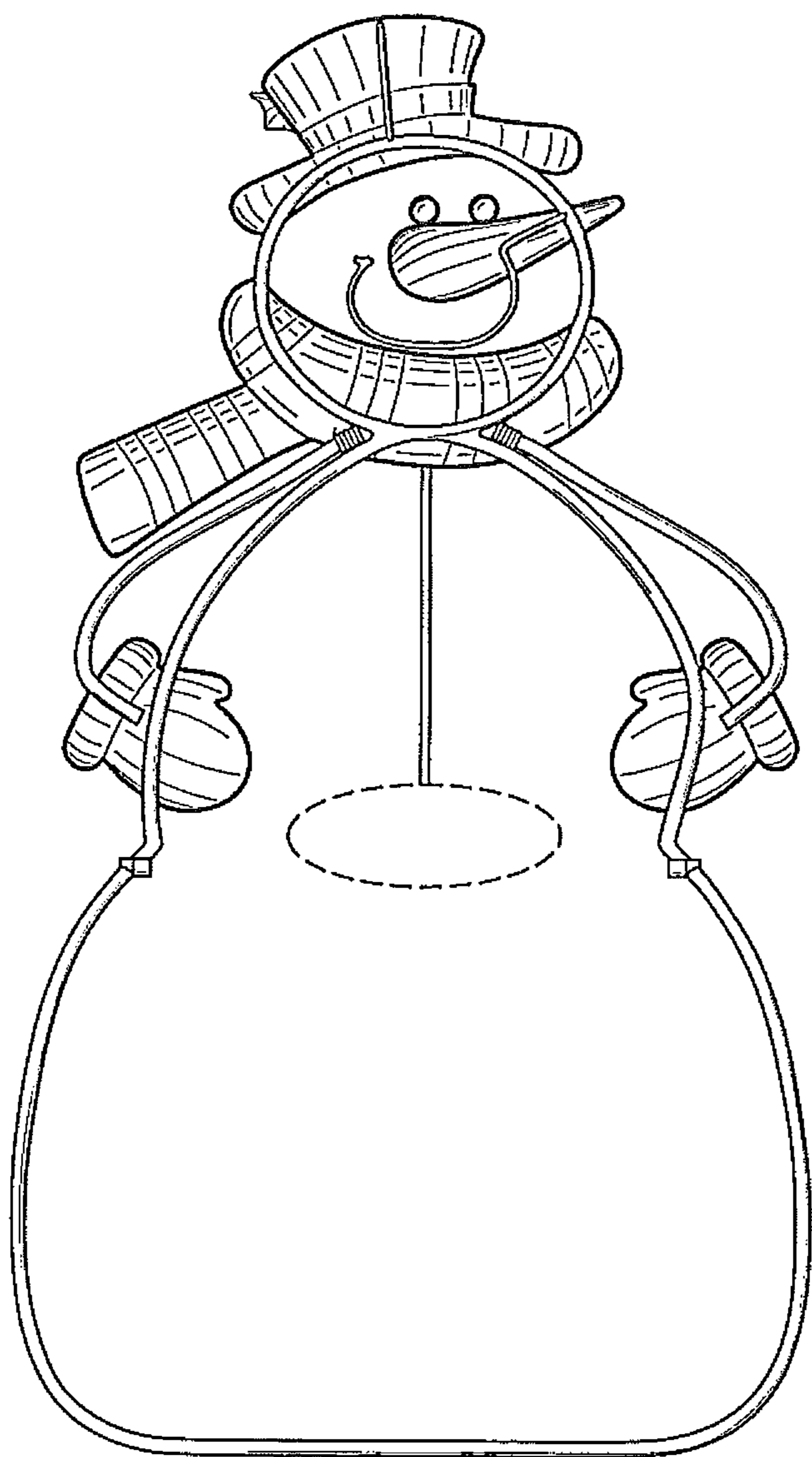


FIG. 3




FIG. 4

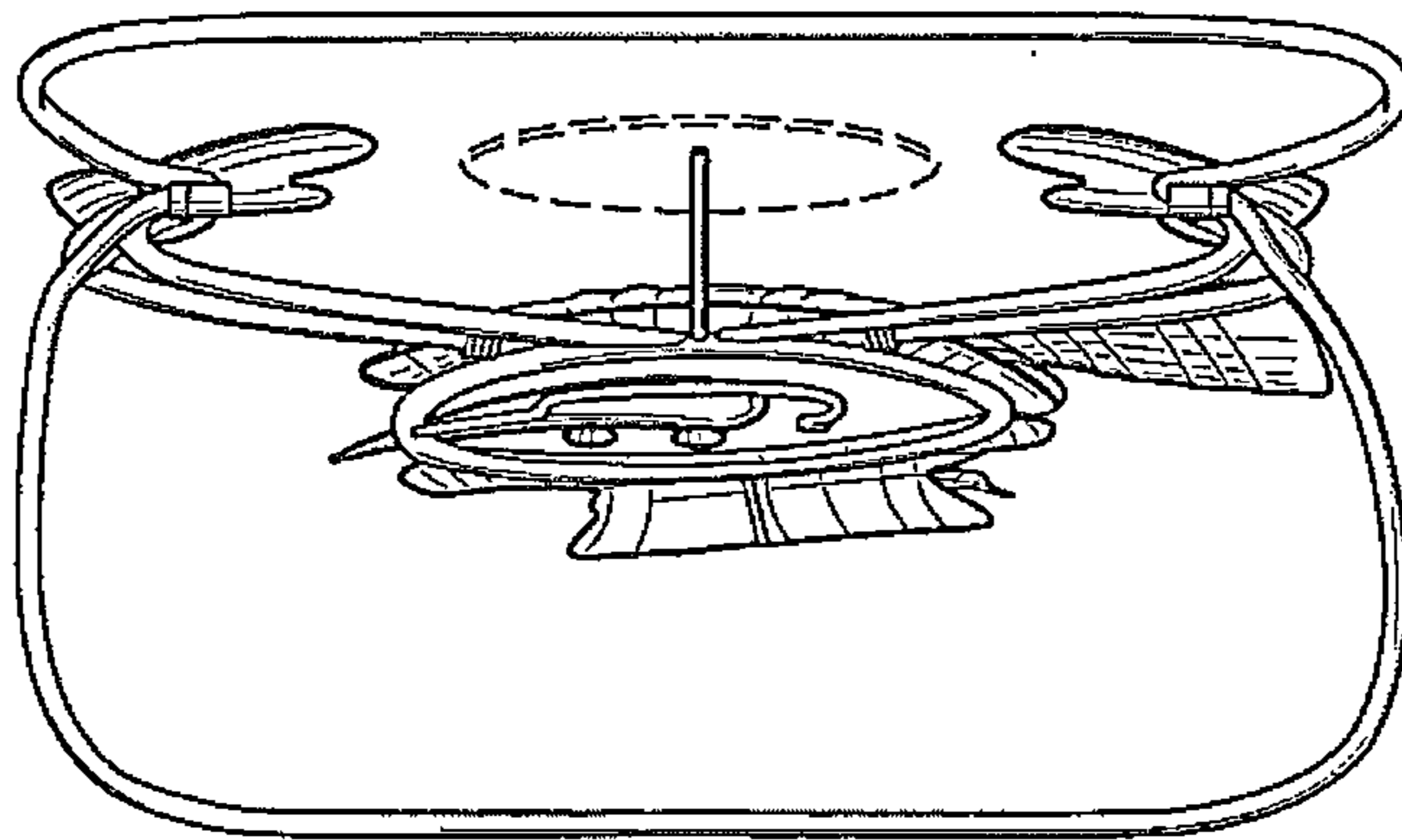


FIG. 5

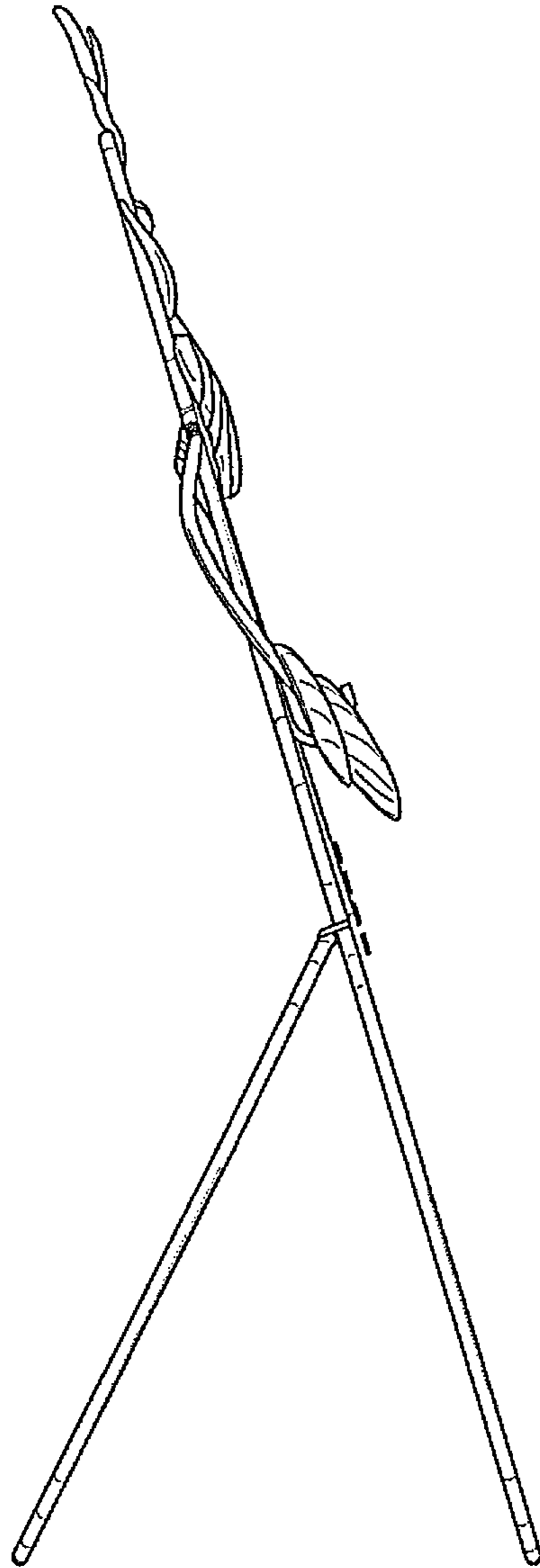


FIG. 6

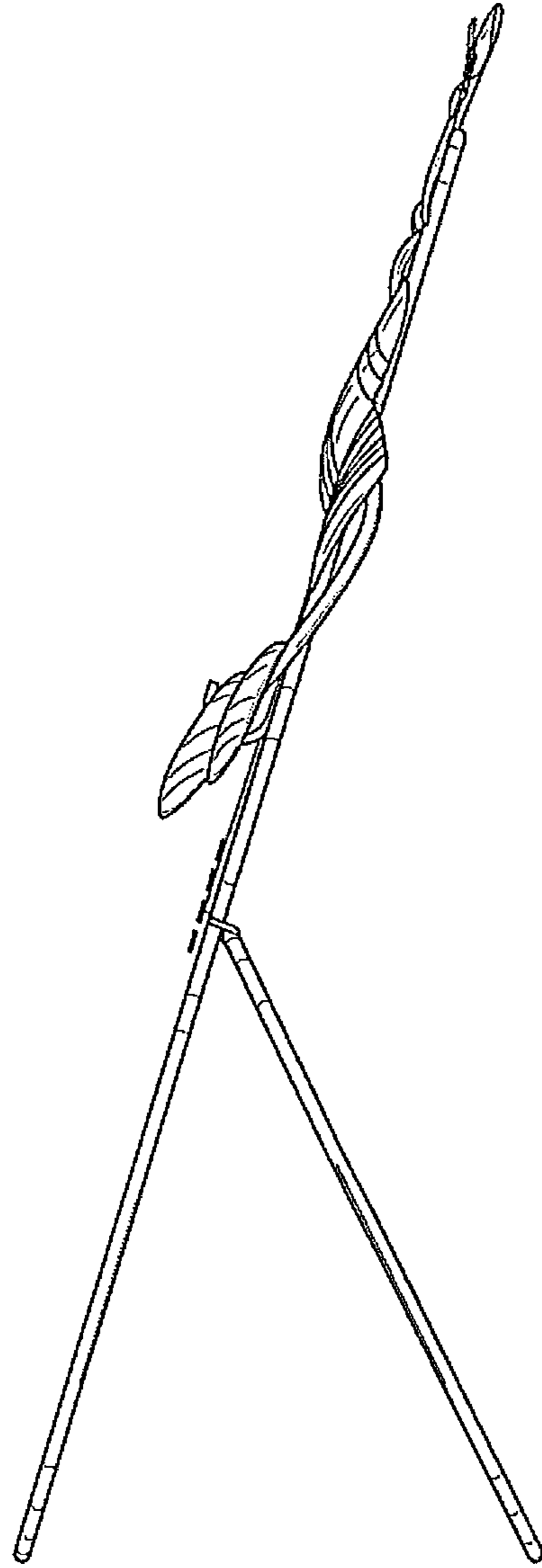


FIG. 7

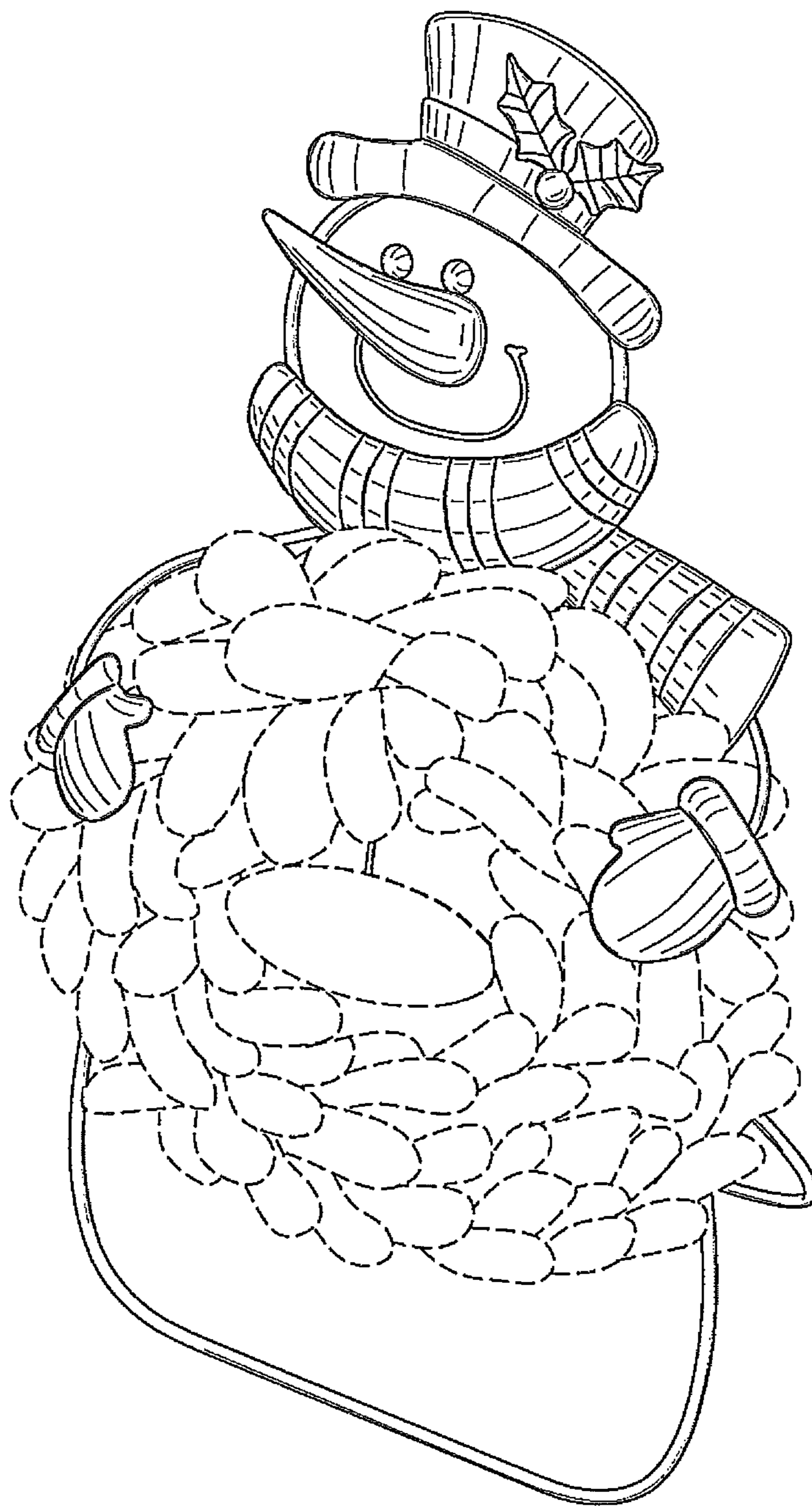


FIG. 8