



US00D707583S

(12) **United States Design Patent**
Kalemos

(10) **Patent No.:** **US D707,583 S**
(45) **Date of Patent:** **** Jun. 24, 2014**

(54) **FAUX BICYCLE CHAIN JEWELRY CLASP**

(71) Applicant: **Constantine Kalemos**, Weston, MA (US)

(72) Inventor: **Constantine Kalemos**, Weston, MA (US)

(73) Assignee: **Natalia Marketing Corporation**, Waltham, MA (US)

(**) Term: **14 Years**

(21) Appl. No.: **29/449,425**

(22) Filed: **Mar. 15, 2013**

(51) **LOC (10) Cl.** **11-01**

(52) **U.S. Cl.**
USPC **D11/87**

(58) **Field of Classification Search**
USPC D11/1-2, 7, 40-44, 46-49, 53, 56, 57, D11/59-61, 63, 65, 79-83, 86-87, 89-90, D11/91-92, 99, 101, 106, 114-116, D11/200-201; 63/3, 3.1, 12-14.9; D12/123, D12/124; 474/207, 212, 230, 231
See application file for complete search history.

(56) **References Cited**

U.S. PATENT DOCUMENTS

| | | | | | | |
|-----------|---|---|---------|-------------|-------|---------|
| D43,399 | S | * | 12/1912 | Allen | | D12/124 |
| 1,090,380 | A | * | 3/1914 | Brampton | | 474/231 |
| 3,835,721 | A | * | 9/1974 | Hoffstetter | | 474/207 |
| 4,102,216 | A | * | 7/1978 | Nagano | | 474/231 |
| 4,741,725 | A | * | 5/1988 | Ingold | | 474/212 |
| 5,156,574 | A | * | 10/1992 | Gai | | 474/155 |
| D394,028 | S | * | 5/1998 | Nakamura | | D12/124 |

| | | | | | | |
|-----------|----|---|--------|----------|-------|---------|
| D430,825 | S | * | 9/2000 | Nakamura | | D12/124 |
| 6,427,486 | B1 | * | 8/2002 | Yellen | | 63/3 |
| D545,234 | S | * | 6/2007 | Sogoyan | | D11/13 |

* cited by examiner

Primary Examiner — Zenia Bennett

(74) *Attorney, Agent, or Firm* — Pierce Atwood LLP; Kevin M. Farrell

(57) **CLAIM**

The ornamental design for a faux bicycle chain jewelry clasp, as shown and described.

DESCRIPTION

FIG. 1 is a perspective view of the faux bicycle chain jewelry clasp of the present invention shown in the environment of a faux bicycle chain bracelet.

FIG. 2 is an exploded perspective view of the faux bicycle chain jewelry clasp of the present invention, the exploded region being labeled in FIG. 1.

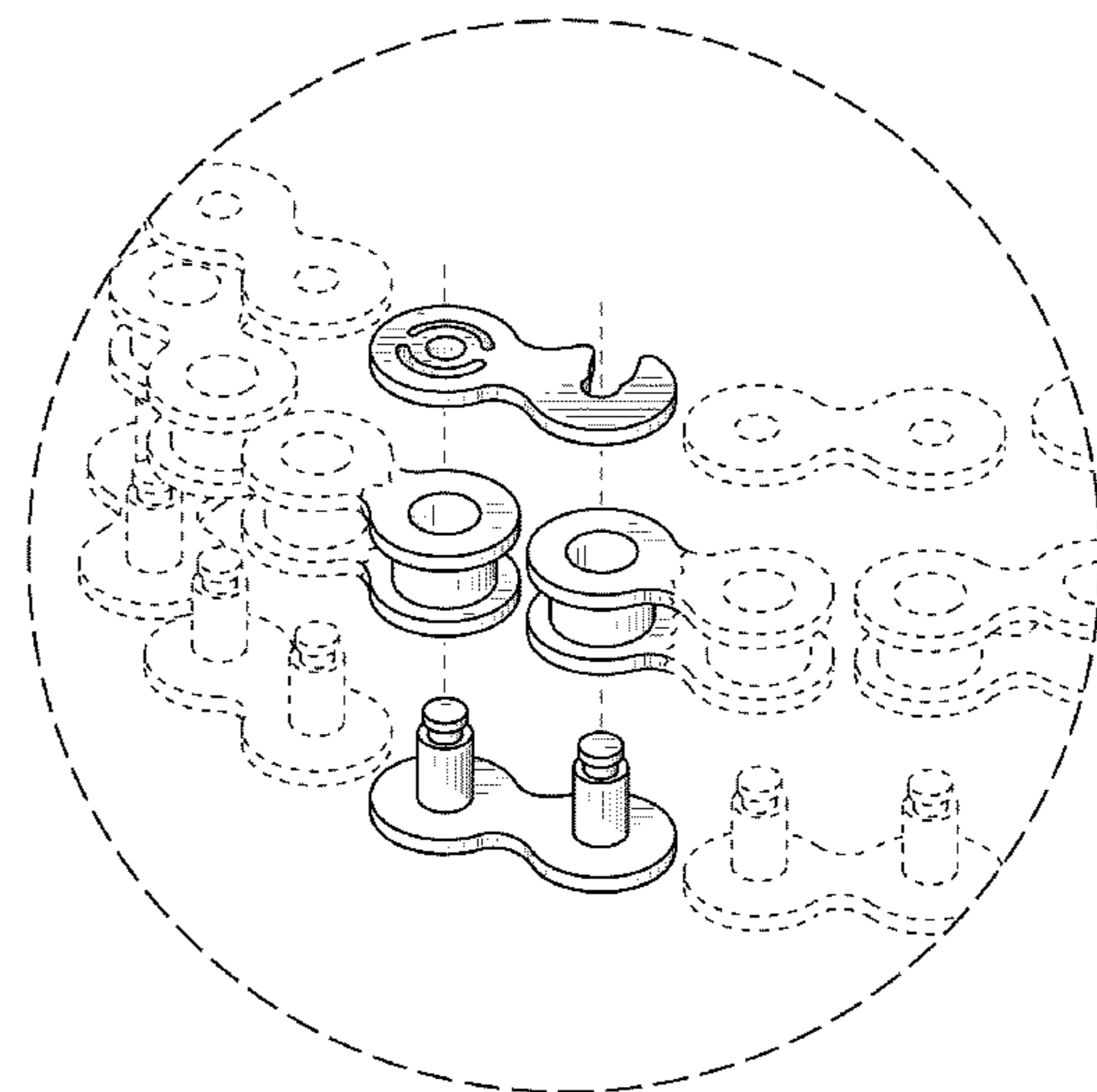
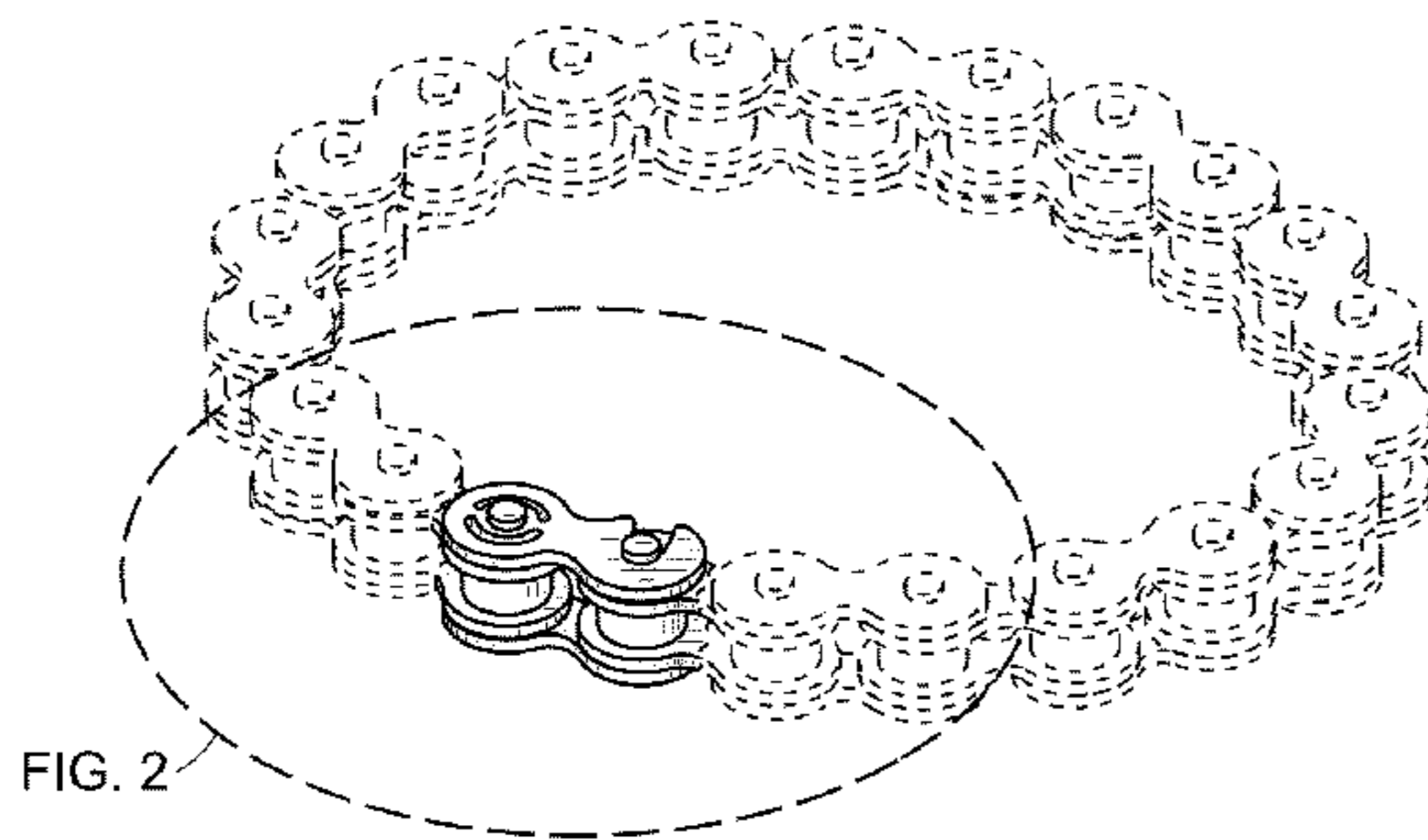
FIG. 3 is a side view of the faux bicycle chain jewelry clasp of the present invention shown in the environment of a faux bicycle chain bracelet.

FIG. 4 is a top view of the faux bicycle chain jewelry clasp of the present invention shown in the environment of a faux bicycle chain bracelet; and,

FIG. 5 is a bottom view of the faux bicycle chain jewelry clasp of the present invention shown in the environment of a faux bicycle chain bracelet.

The broken lines in the drawing are for illustrative purposes only and form no part of the claimed design.

1 Claim, 2 Drawing Sheets



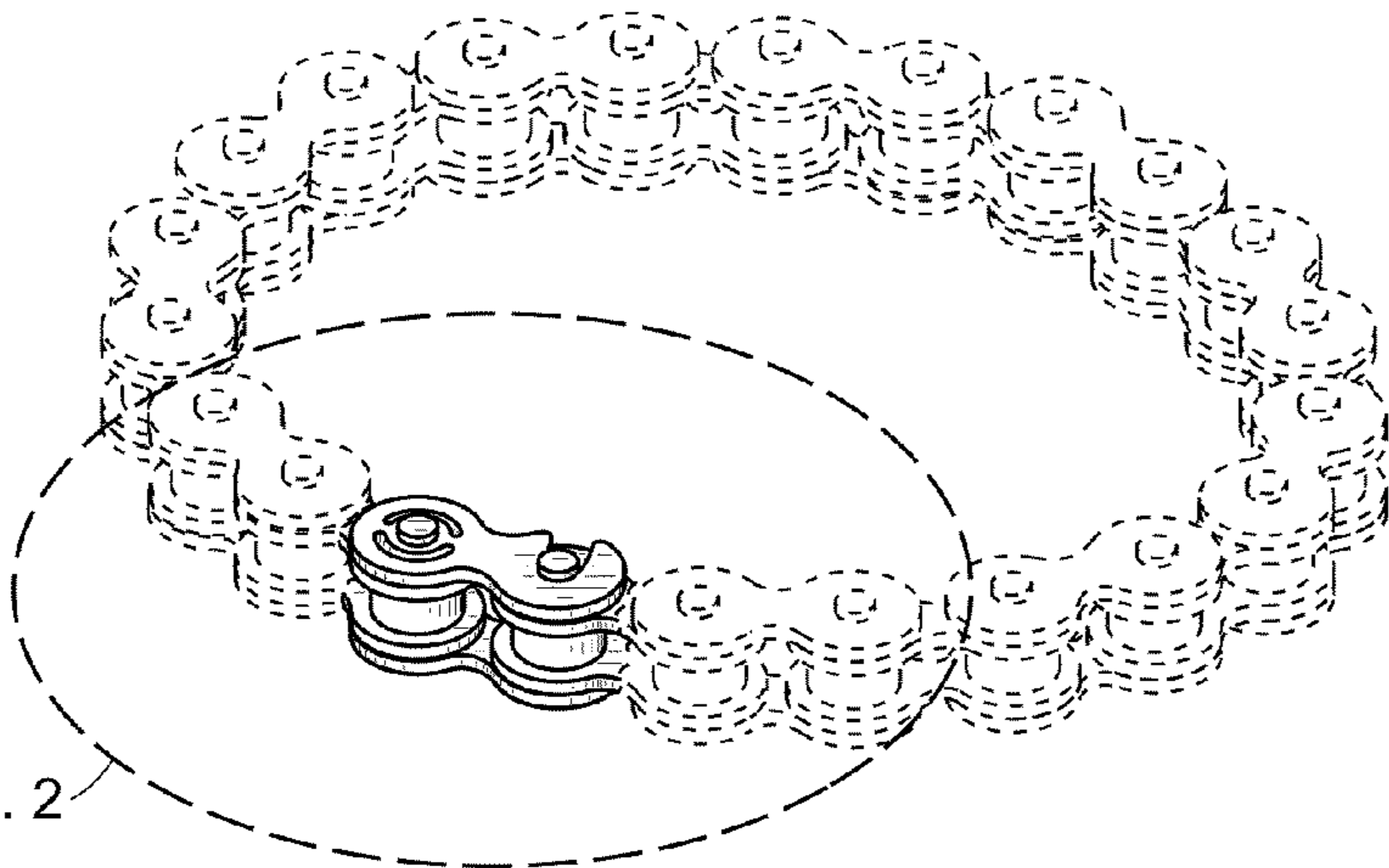


FIG. 1

FIG. 1

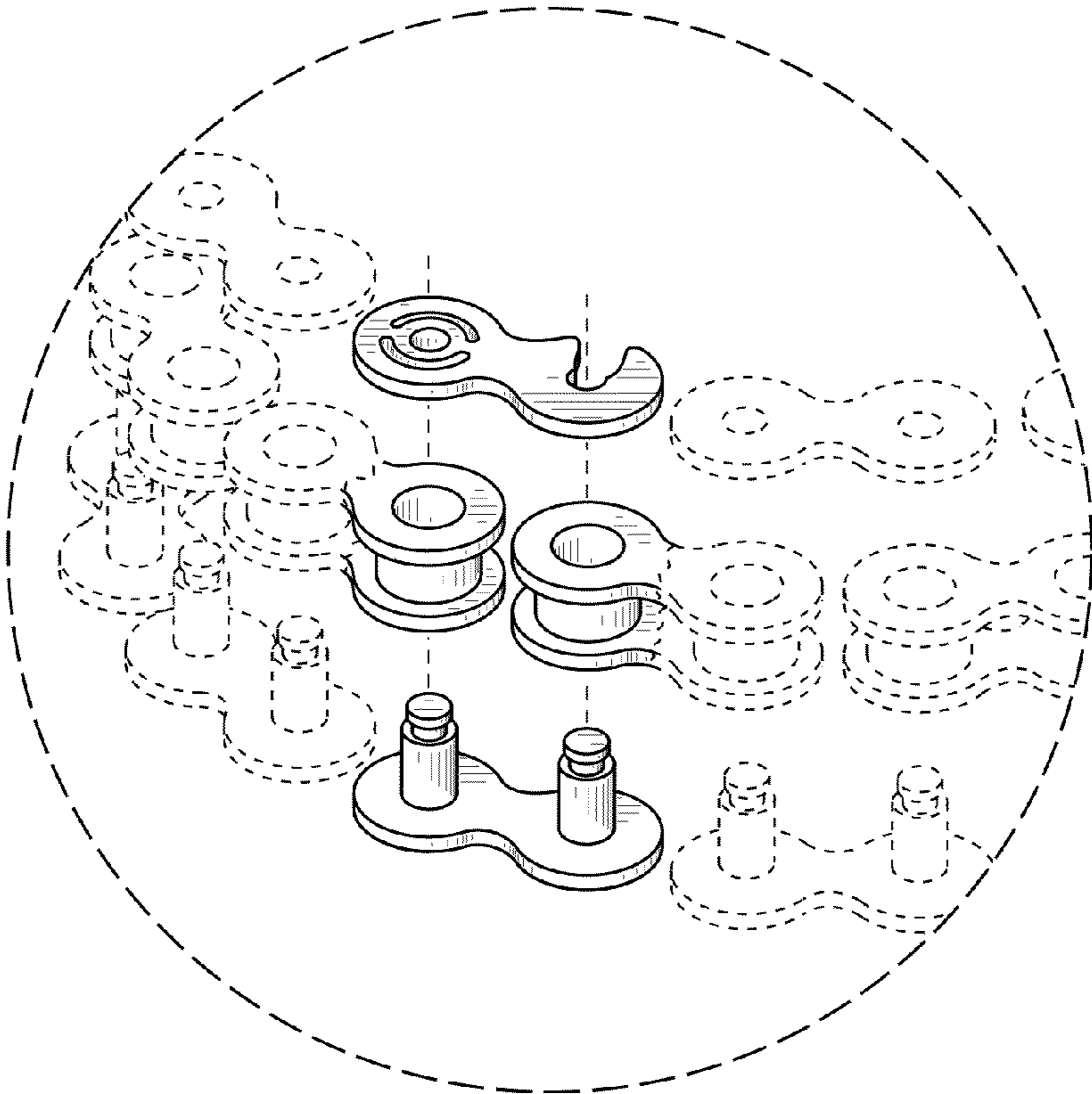


FIG. 2

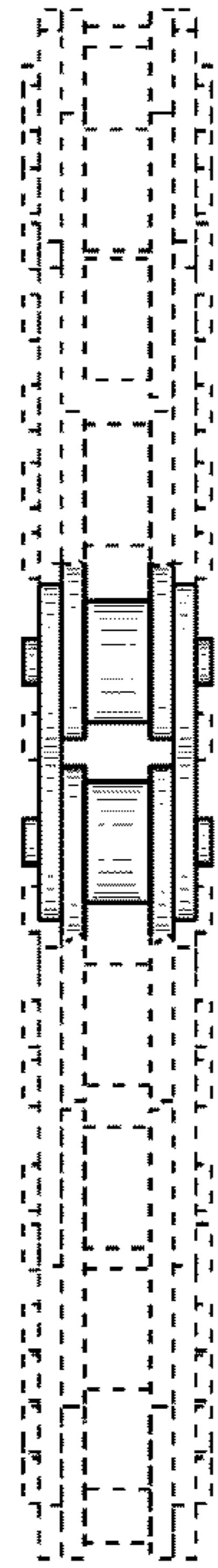


FIG. 3




FIG. 4

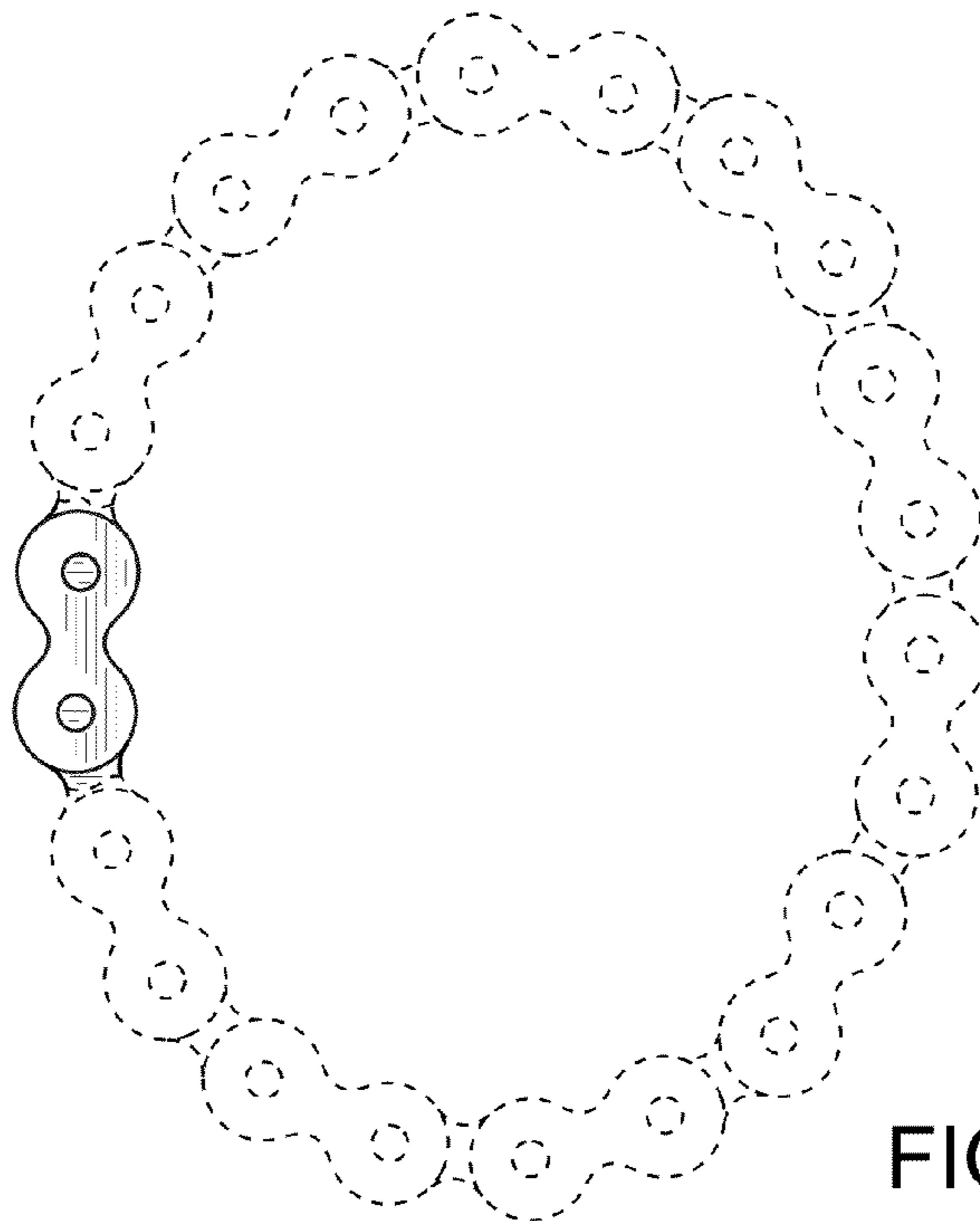


FIG. 5