



US00D707551S

(12) **United States Design Patent**
Westphal

(10) **Patent No.:** **US D707,551 S**
(45) **Date of Patent:** **** Jun. 24, 2014**

(54) **CONCAVE HEXAGONAL RIGID CONTAINER**

(56)

References Cited

(71) Applicant: **Scott K Westphal**, Boston, MA (US)

(72) Inventor: **Scott K Westphal**, Boston, MA (US)

(**) Term: **14 Years**

(21) Appl. No.: **29/442,544**

(22) Filed: **Mar. 19, 2013**

(51) **LOC (10) Cl.** **09-03**

(52) **U.S. Cl.**
USPC **D9/430**

(58) **Field of Classification Search**

CPC B29L 2031/7162; B29L 2031/7164;
B29L 2031/7166; B65D 1/22; B65D 1/34;
B65D 43/162; B65D 81/02; B65D 81/3813;
B65D 5/00; B65D 5/001; B65D 5/0025;
B65D 5/005; B65D 5/067-5/069; B65D 5/64;
B65D 5/72; B65D 21/00
USPC D9/415-419, 420-425, 428, 429-435,
D9/708, 719, 734; D3/203.2, 272, 273,
D3/294, 302-304; D7/538-542, 601, 602,
D7/629; 220/780-806, 574-575;
206/521.1, 541, 564; 229/100-101.3,
229/106, 108-112, 124, 125, 162.1, 165,
229/172, 182.1, 183, 185, 200, 210, 221,
229/406, 407

See application file for complete search history.

U.S. PATENT DOCUMENTS

4,934,526 A	6/1990	Van Ingen Schenau	206/223
D389,738 S *	1/1998	Hlobil et al.	D9/432
D428,810 S *	8/2000	Lowry et al.	D9/432
D462,266 S *	9/2002	Gittins et al.	D9/430
D468,203 S *	1/2003	Gittins et al.	D9/430
D490,301 S	5/2004	Townsend	D9/305
D496,271 S *	9/2004	Hoeltgen	D9/424
D502,103 S *	2/2005	Schmedes	D9/523
D571,197 S *	6/2008	Sanfilippo et al.	D9/420
D622,598 S *	8/2010	Smith et al.	D9/542
D630,941 S *	1/2011	Paredes et al.	D9/430
D646,156 S *	10/2011	Maxwell-Wood	D9/414
2008/0099353 A1 *	5/2008	Parsons et al.	206/266

* cited by examiner

Primary Examiner — Susan Bennett Hattan

Assistant Examiner — Vy Koenig


(57) **CLAIM**

The ornamental design for a concave hexagonal rigid container, as shown and described.

DESCRIPTION

FIG. 1 is a front perspective view of a concave hexagonal rigid container, showing my new design;
FIG. 2 is a front elevation view thereof;
FIG. 3 is a side plan view thereof;
FIG. 4 is a top plan view thereof; and,
FIG. 5 is a bottom plan view thereof.
The broken lines illustrate environmental structure which forms no part of the claimed design.

1 Claim, 4 Drawing Sheets






FIG. 1

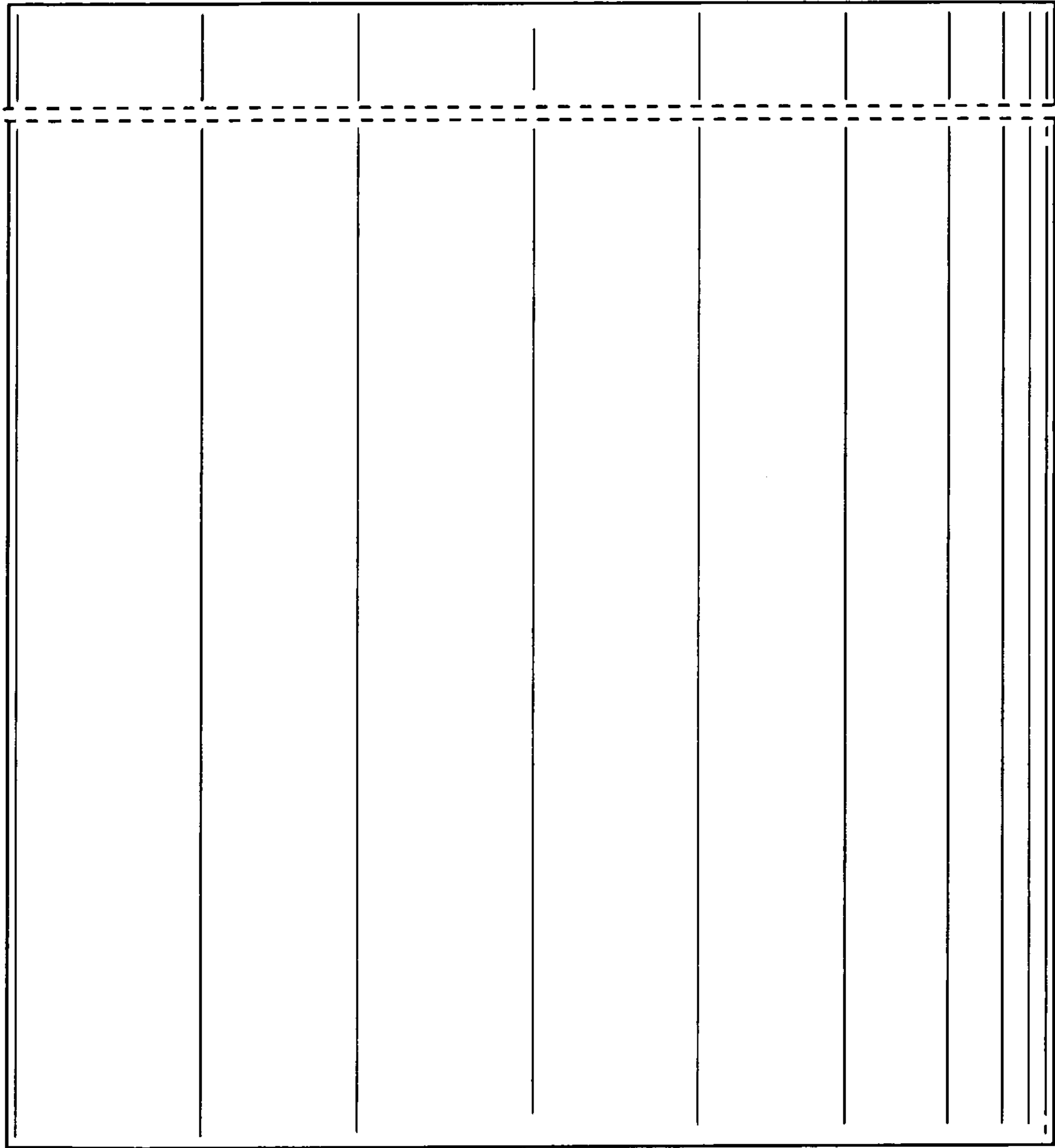


FIG. 2




FIG. 3

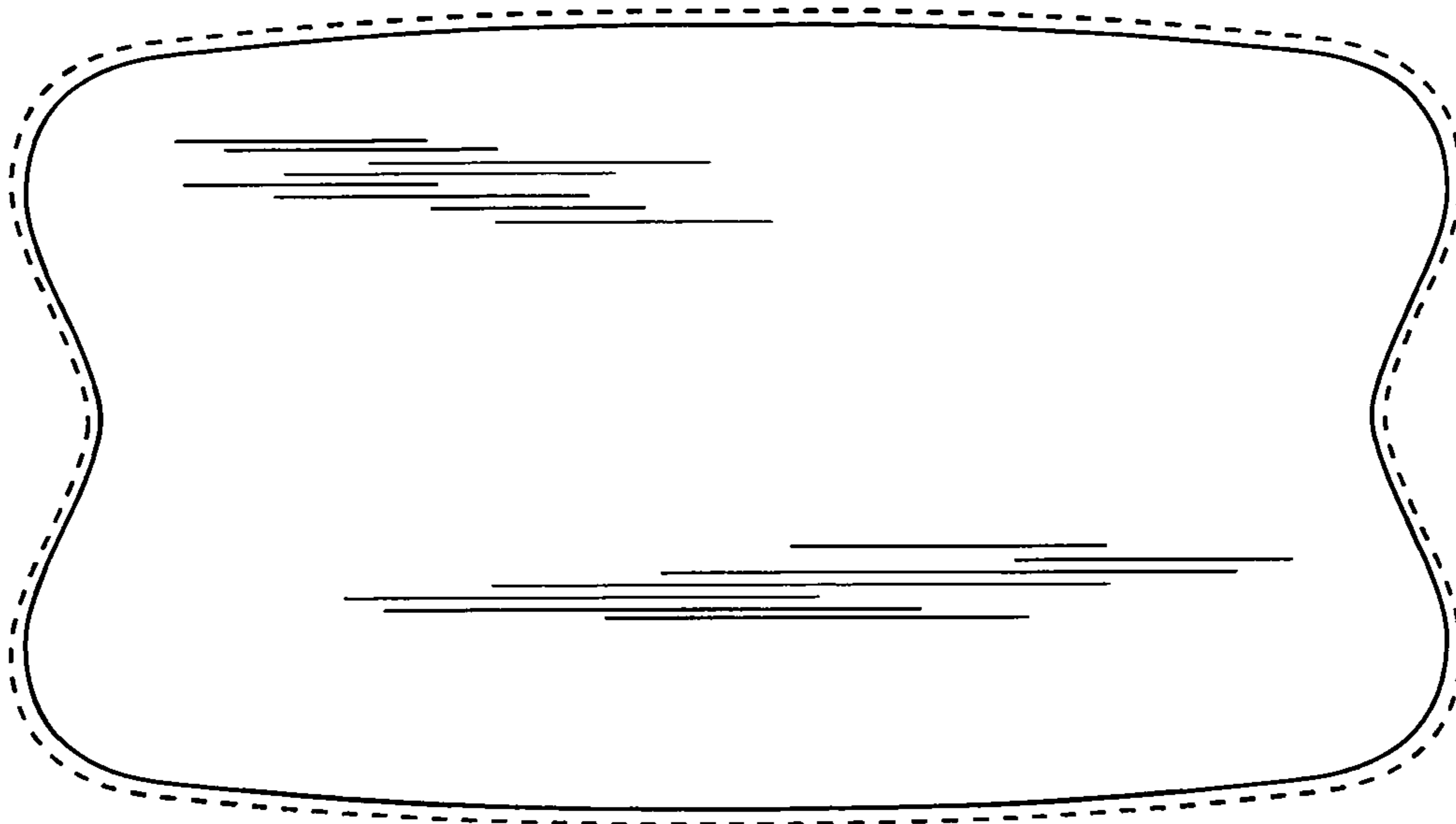


FIG. 4



FIG. 5