



US00D707547S

(12) **United States Design Patent**
Orgeldinger

(10) **Patent No.:** **US D707,547 S**
(45) **Date of Patent:** **** Jun. 24, 2014**

- (54) **EGG CRATE**
- (75) Inventor: **Wolfgang Orgeldinger**, Pullach (DE)
- (73) Assignee: **IFCO Systems GmbH**, Pullach (DE)
- (**) Term: **14 Years**
- (21) Appl. No.: **29/357,764**
- (22) Filed: **Mar. 17, 2010**
- (51) **LOC (10) Cl.** **09-01**
- (52) **U.S. Cl.**
USPC **D9/304**
- (58) **Field of Classification Search**
USPC D3/304, 307-309, 314, 311-312, 315;
206/521, 521.1, 503, 506; 220/1.5,
220/4.26, 4.28, 676, 669, 680, 682
See application file for complete search history.

6,776,300	B2 *	8/2004	Walsh et al.	220/6
6,918,502	B1 *	7/2005	Overholt et al.	220/6
7,086,555	B2 *	8/2006	Overholt et al.	220/669
7,128,231	B2 *	10/2006	Overholt	220/4.28
D533,327	S *	12/2006	McCaskill	D34/17
7,195,127	B2 *	3/2007	Hsu et al.	220/6
D546,511	S *	7/2007	Luster	D32/37
D553,858	S *	10/2007	Sabancı	D3/305
D591,047	S *	4/2009	Elvin-Jensen	D3/304
D596,857	S *	7/2009	Ahlgrim et al.	D3/307
D600,019	S *	9/2009	Cope	D3/305
D600,020	S *	9/2009	Cope	D3/305
D614,403	S *	4/2010	Byron	D3/304
D651,076	S *	12/2011	Van Berlo	D9/433
D653,451	S *	2/2012	Elvin-Jensen	D3/304
D689,694	S *	9/2013	Barth	D3/305
2002/0158067	A1 *	10/2002	Overholt et al.	220/6

(Continued)

Primary Examiner — Kelley Donnelly
(74) *Attorney, Agent, or Firm* — Keating & Bennett, LLP

(56) **References Cited**

U.S. PATENT DOCUMENTS


4,011,948	A *	3/1977	Rehrig et al.	206/507
D257,478	S *	11/1980	Carroll et al.	D3/307
D259,294	S *	5/1981	Box	D3/311
D302,897	S *	8/1989	Shchamorov et al.	D32/46
D305,274	S *	12/1989	Yoshikawa	D3/314
D364,272	S *	11/1995	Brightbill	D3/312
5,531,352	A *	7/1996	Kraft et al.	220/675
D372,583	S *	8/1996	Brightbill	D3/314
D398,448	S *	9/1998	Zanni	D3/312
D401,065	S *	11/1998	Peltola	D3/304
6,098,827	A *	8/2000	Overholt et al.	220/6
D433,548	S *	11/2000	Baines et al.	D32/37
D436,729	S *	1/2001	Aiken	D3/304
D450,925	S *	11/2001	Zamecnik	D3/302
D458,753	S *	6/2002	Overholt et al.	D3/304
D466,301	S *	12/2002	Sofy	D3/307
D481,542	S *	11/2003	Leisch	D3/309

(57) **CLAIM**
The ornamental design for an egg crate, as shown and described.

DESCRIPTION

FIG. 1 is a top view of an egg crate according to my new design in an unfolded state;
FIG. 2 is a back view thereof in an unfolded state;
FIG. 3 is a bottom view thereof in an unfolded state;
FIG. 4 is a front view thereof in an unfolded state;
FIG. 5 is a side view thereof in an unfolded state;
FIG. 6 is a top view thereof in a folded state; and,
FIG. 7 is a top view thereof in an open state.
The broken lines are for the purpose of illustrating the environment of the design only and form no part of the claimed design.

1 Claim, 7 Drawing Sheets



(56)

References Cited

U.S. PATENT DOCUMENTS

2006/0011627	A1 *	1/2006	Overholt et al.	220/7	2011/0240659	A1 *	10/2011	Orgeldinger	220/608
2007/0199934	A1 *	8/2007	Warwick	220/7	2011/0303159	A1 *	12/2011	Lumax	119/496
2007/0210083	A1 *	9/2007	Li	220/6	2012/0067878	A1 *	3/2012	Orgeldinger	220/6
2009/0134157	A1 *	5/2009	Meers	220/7	2012/0067907	A1 *	3/2012	Orgeldinger	220/660
					2013/0001223	A1 *	1/2013	Cavalcante et al.	220/4.01

* cited by examiner




FIG 1




FIG 2




FIG 3




FIG 4




FIG 5




FIG 6




FIG 7