



US00D707536S

(12) **United States Design Patent**
Van Riper

(10) **Patent No.:** **US D707,536 S**
(45) **Date of Patent:** **** Jun. 24, 2014**

- (54) **COVERED TARP STRAP**
- (71) Applicant: **Greg Van Riper, Airdrie (CA)**
- (72) Inventor: **Greg Van Riper, Airdrie (CA)**
- (**) Term: **14 Years**
- (21) Appl. No.: **29/468,778**
- (22) Filed: **Oct. 3, 2013**
- (30) **Foreign Application Priority Data**
 - Aug. 22, 2013 (CA) 152515
- (51) **LOC (10) Cl.** **08-05**
- (52) **U.S. Cl.**
USPC **D8/367**
- (58) **Field of Classification Search**
USPC D8/367, 370, 365, 351 X, 356, 354, 382,
D8/383, 336, 396, 394, 349, 384;
D21/304, 383, 415; 248/74.1, 72, 49,
248/68.1, 544, 73, 74.3, 215, 301, 339,
248/349.1, 227.2, 231.81, 304, 309.1;
24/136 R, 136 A, 16 B, 545; 182/3, 18,
182/2; D9/456; D13/155 X; D6/323;
174/153 G, 135, 72 A, 152 G; 5/503.1;
138/106; 52/144
See application file for complete search history.

3,399,483	A	9/1968	Naffzinger	
3,653,565	A *	4/1972	McAusland	294/166
3,994,048	A *	11/1976	Rosenthal	24/306
4,242,827	A	1/1981	Smith	
4,878,274	A *	11/1989	Patricy	24/306
4,963,410	A *	10/1990	Bryant	428/100
5,325,568	A *	7/1994	Bruhm	24/301
D401,137	S *	11/1998	Boelling	D8/394
5,881,436	A *	3/1999	Lyons	24/16 R
D441,413	S *	5/2001	Cataldi et al.	D21/692
6,287,062	B1 *	9/2001	Vallance	410/97
6,353,975	B1 *	3/2002	Phillips	24/16 R
D460,344	S *	7/2002	Smith	D8/367
D476,815	S *	7/2003	Richter	D3/328
D480,946	S *	10/2003	Estep, Jr.	D8/367
6,755,383	B2 *	6/2004	Davis	248/508
D511,087	S *	11/2005	Okamoto	D8/354
D552,456	S *	10/2007	Selby	D8/367
D554,977	S *	11/2007	Ravoy, Jr.	D8/354
D580,257	S *	11/2008	Squyres	D8/349
D618,536	S *	6/2010	Eason	D8/349
7,784,420	B2	8/2010	Tufte	
D628,876	S *	12/2010	Pierce	D8/367
D654,639	S *	2/2012	Huber et al.	D30/153
D659,516	S *	5/2012	Schoen et al.	D8/355
D687,699	S *	8/2013	Hollis et al.	D8/356
2008/0185409	A1 *	8/2008	Kellenberger	224/257

* cited by examiner

Primary Examiner — Cynthia Underwood

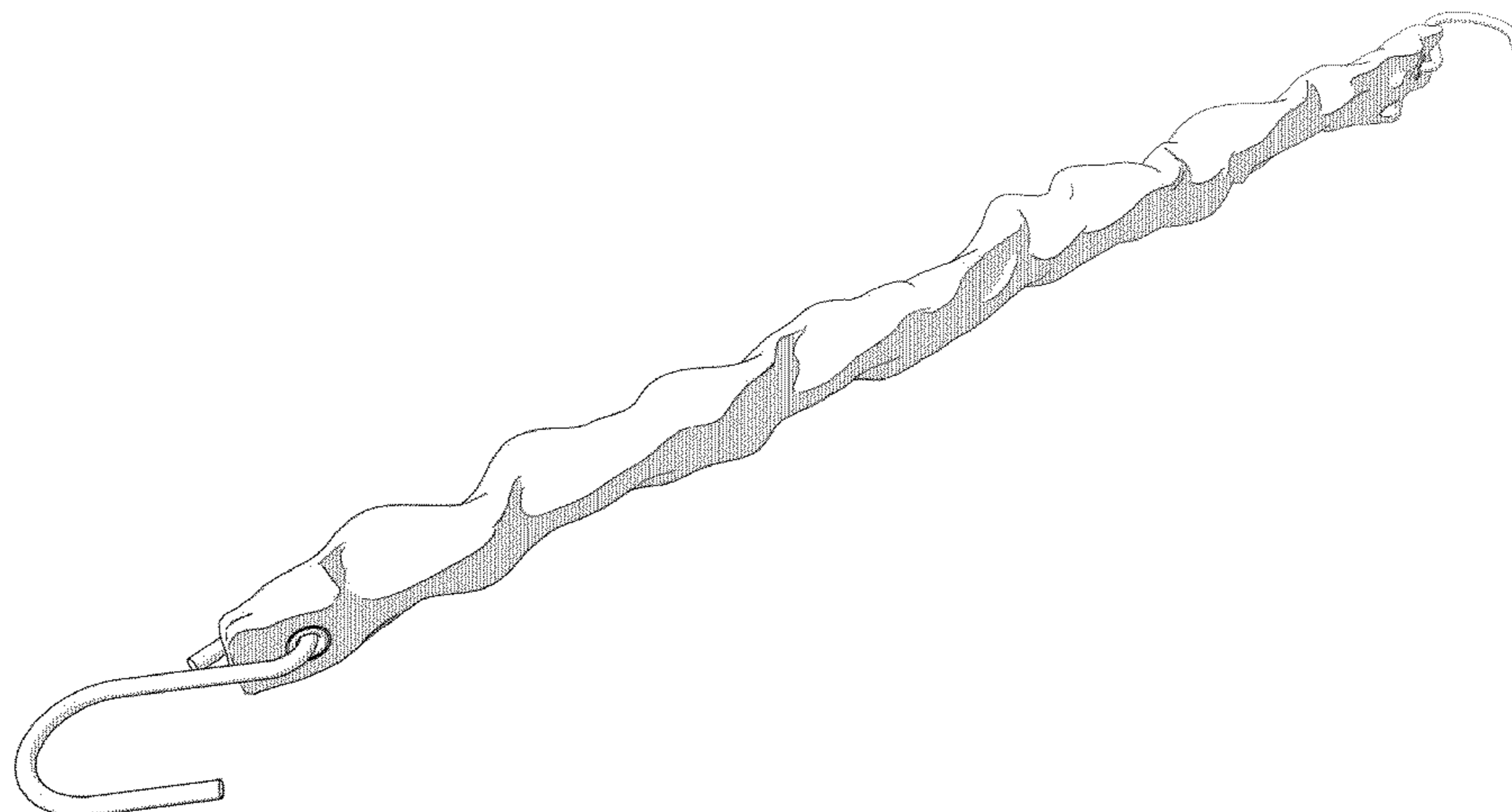
(57) **CLAIM**
The ornamental design for a covered tarp strap, as shown and described.

- (56) **References Cited**
U.S. PATENT DOCUMENTS
 - 191,797 A 4/1876 Brummer
 - 424,516 A * 4/1890 Turnbull 24/197
 - 535,502 A * 3/1895 Knighton 24/16 R
 - 1,389,985 A 1/1921 Ridgers
 - 1,503,298 A 9/1923 Campbell
 - 2,413,368 A 12/1946 Neff
 - 2,656,183 A 10/1953 Neff
 - 2,825,950 A 11/1953 White

DESCRIPTION

FIG. 1 is a front elevation view of the covered tarp strap
FIG. 2 is a top plan view of the covered tarp strap
FIG. 3 is a side elevation view of the covered tarp strap
FIG. 4 is a perspective view of the covered tarp strap; and,
FIG. 5 is a perspective view of the covered tarp strap in an extended position.

1 Claim, 5 Drawing Sheets



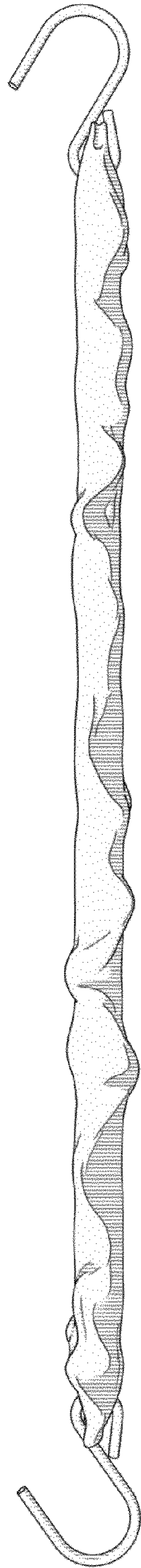


FIG. 1



FIG. 2

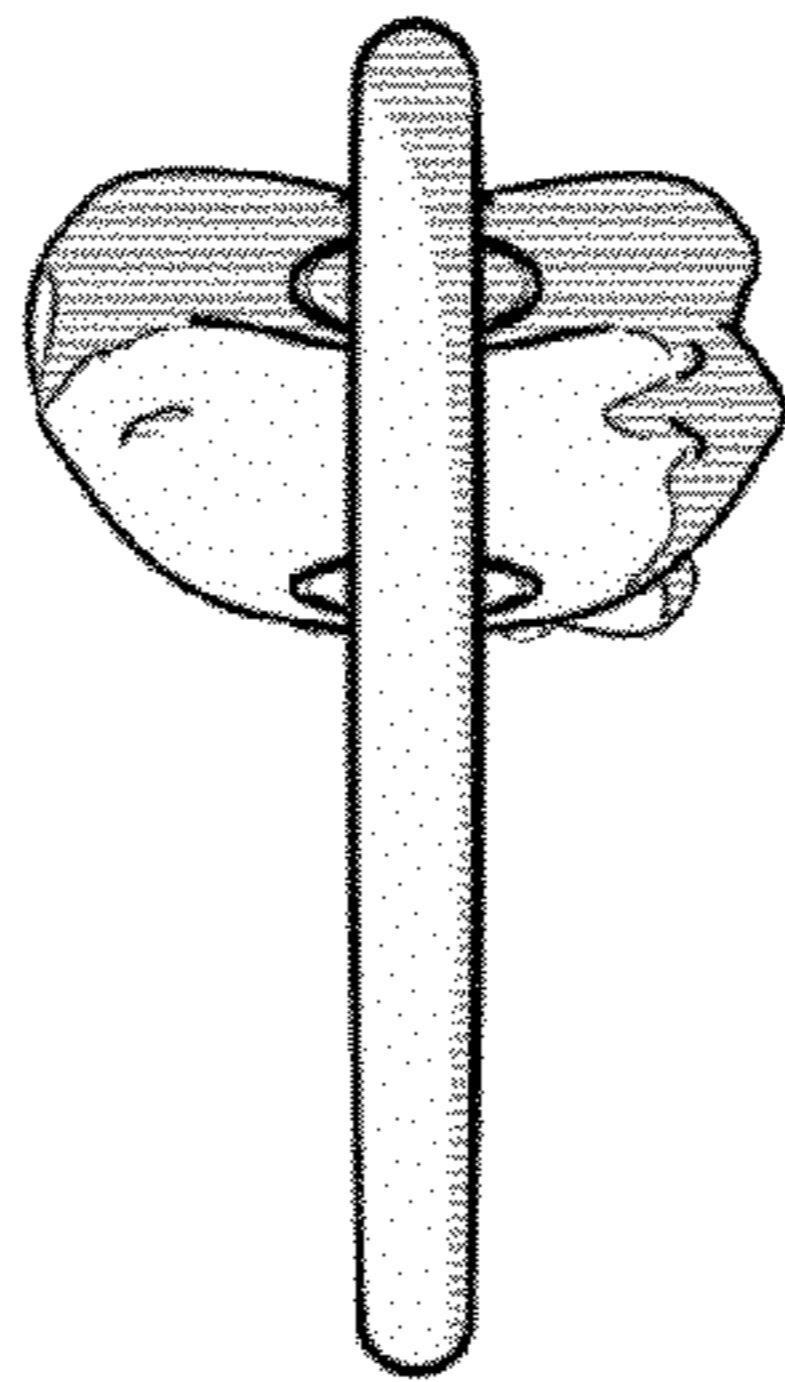


FIG. 3

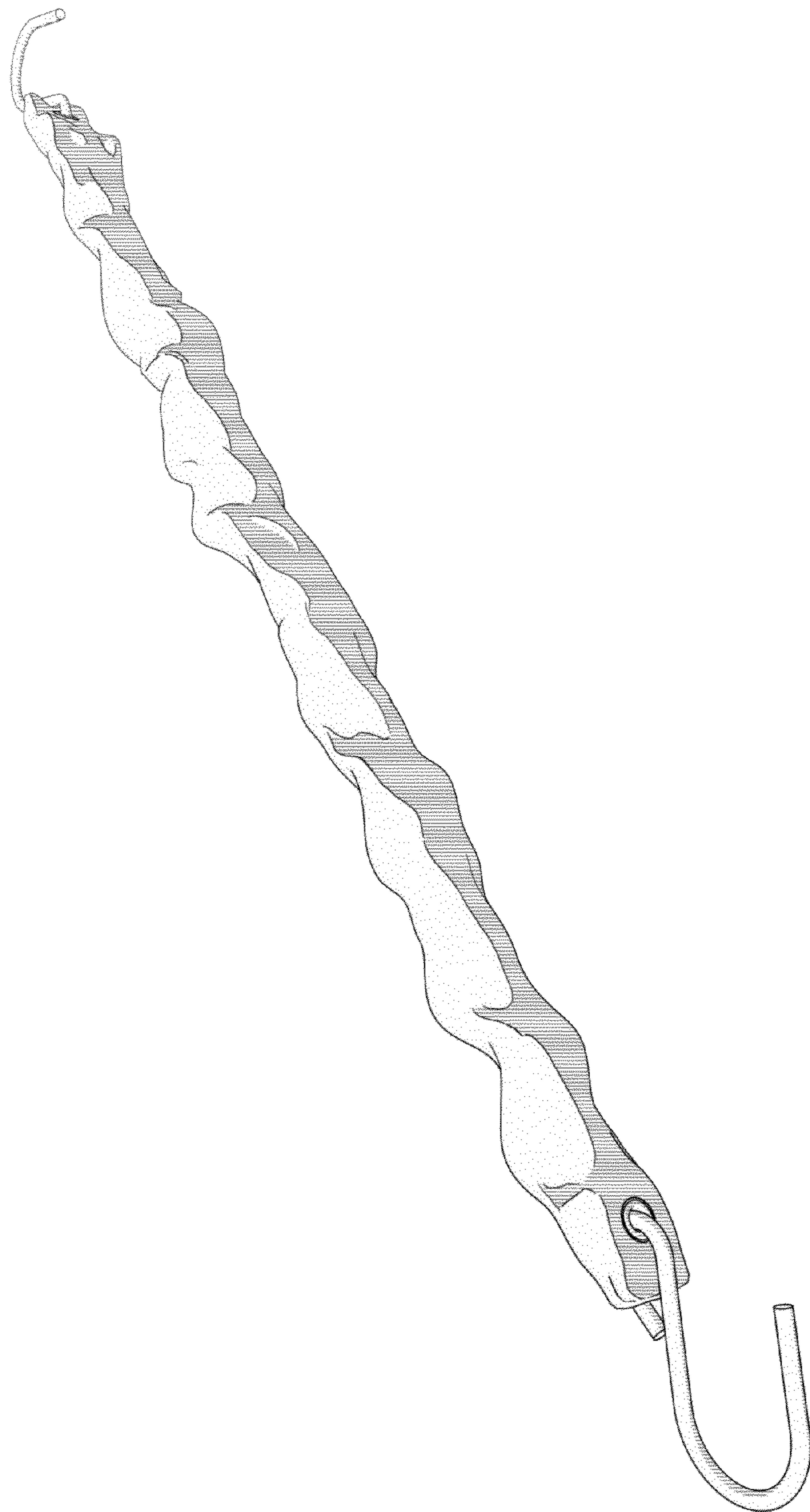


FIG. 4

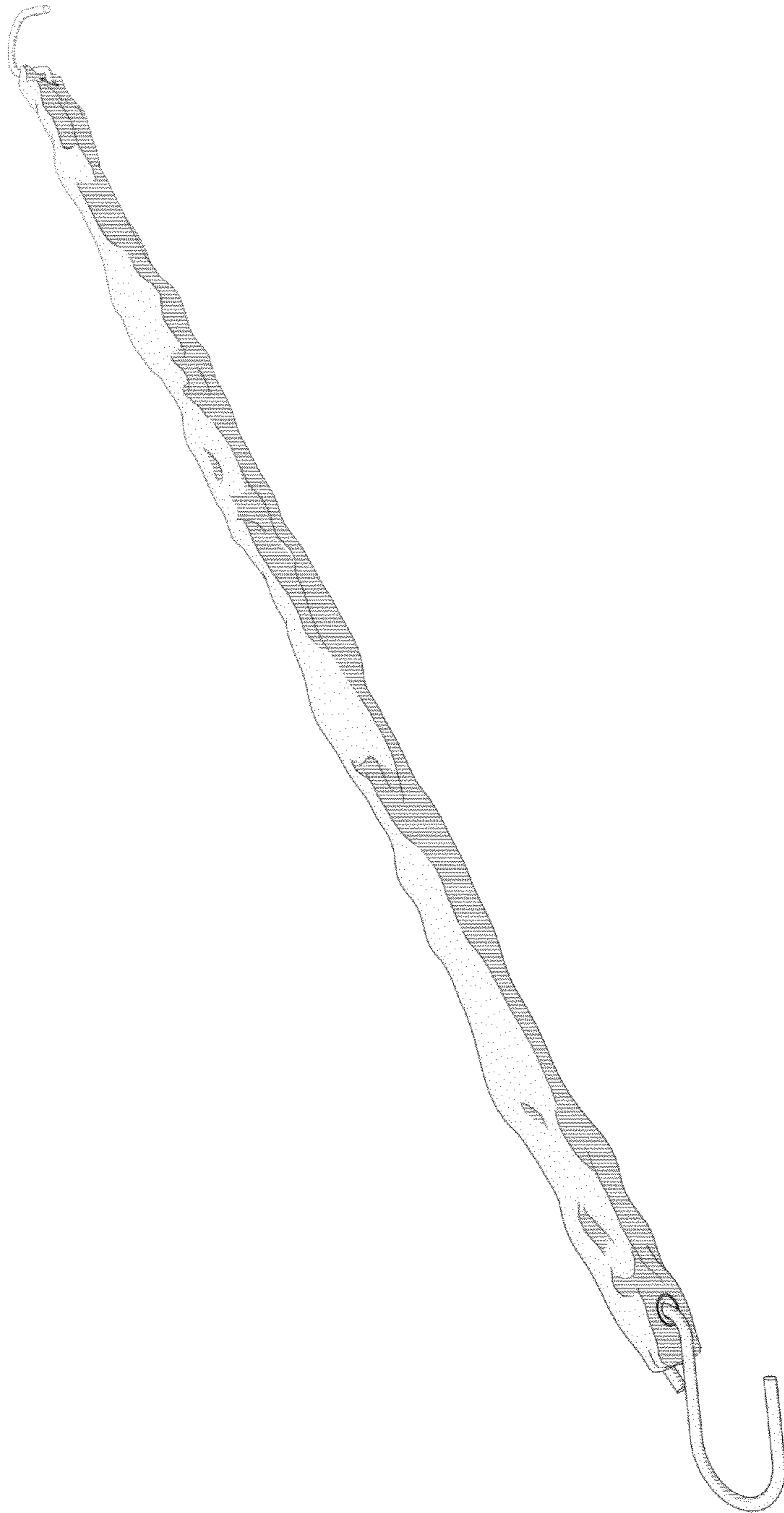


FIG. 5