



US00D707530S

(12) **United States Design Patent**
Nave

(10) **Patent No.:** **US D707,530 S**
(45) **Date of Patent:** **** Jun. 24, 2014**

(54) **KEY**

- (71) Applicant: **Master Lock Company LLC**, Oak Creek, WI (US)
- (72) Inventor: **Zachery T. Nave**, Oak Creek, WI (US)
- (73) Assignee: **Master Lock Company LLC**, Oak Creek, WI (US)
- (**) Term: **14 Years**
- (21) Appl. No.: **29/462,993**
- (22) Filed: **Aug. 12, 2013**

Related U.S. Application Data

- (62) Division of application No. 29/422,707, filed on May 23, 2012.
- (51) **LOC (10) Cl.** **08-07**
- (52) **U.S. Cl.**
USPC **D8/346**
- (58) **Field of Classification Search**
USPC D8/347, 348; 70/336, 344, 391, 372,
70/382, 393, 400, 405, 429, 453, 460
See application file for complete search history.

(56) **References Cited**

U.S. PATENT DOCUMENTS

- 1,662,387 A 3/1928 Maier
 - 1,782,464 A * 11/1930 Falk 70/406
- (Continued)

FOREIGN PATENT DOCUMENTS

- AU 14220 11/2000
 - AU 156126 8/2004
- (Continued)

OTHER PUBLICATIONS

Master Lock 2011 Commercial Price List, effective Jun. 1, 2011; 3 pages.

(Continued)

Primary Examiner — Prabhakar Deshmukh
(74) *Attorney, Agent, or Firm* — Calfee, Halter & Griswold LLP

(57) **CLAIM**

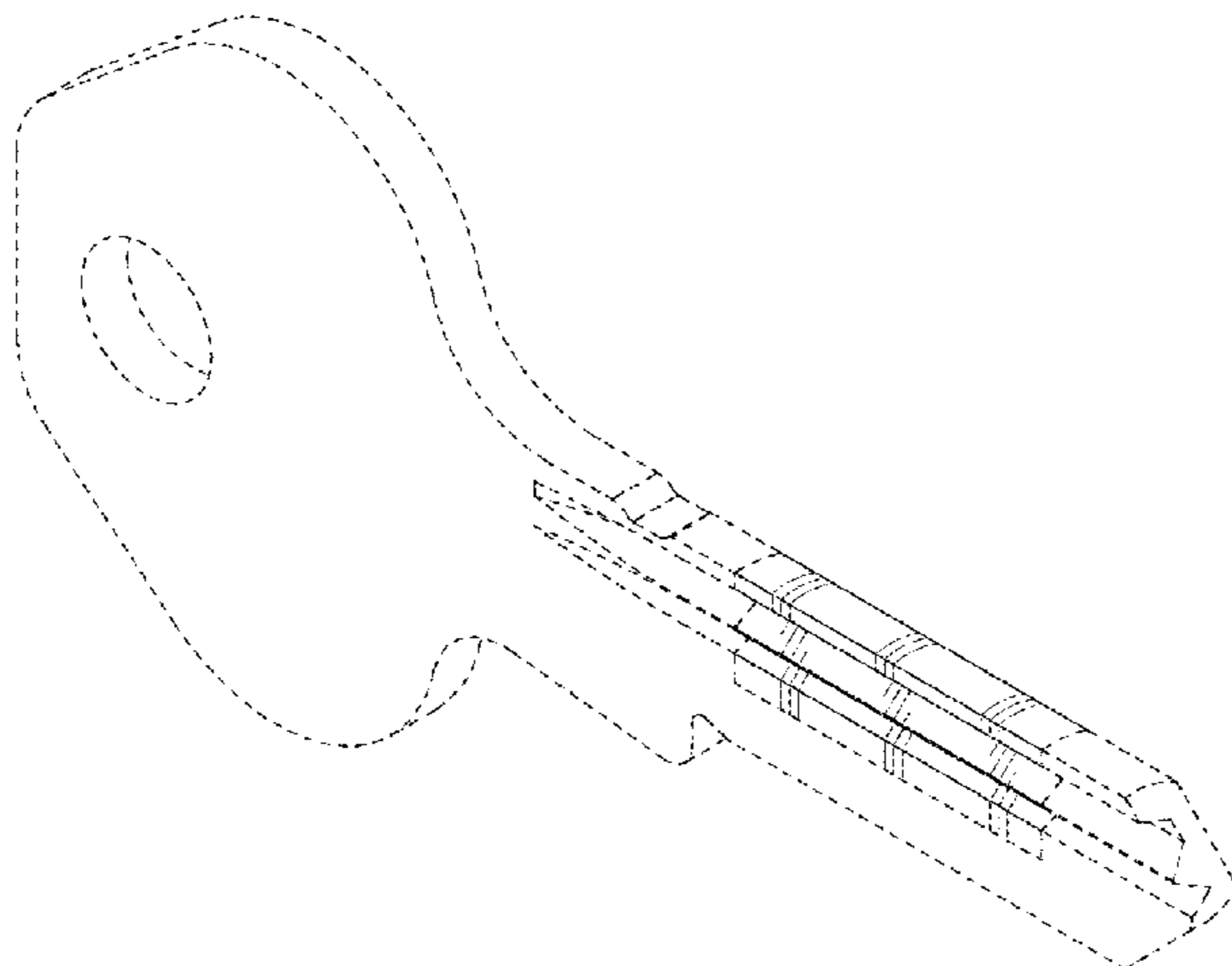
I claim the ornamental design for a key, as shown and described.

DESCRIPTION

FIG. 1 is a front left perspective view of a key of the new design;
 FIG. 2 is a front right perspective view of the key of FIG. 1;
 FIG. 3 is a front elevational view of the key of FIG. 1;
 FIG. 4 is a rear elevational view of the key of FIG. 1;
 FIG. 5 is a right side elevational view of the key of FIG. 1;
 FIG. 6 is a left side elevational view of the key of FIG. 1;
 FIG. 7 is a top plan view of the key of FIG. 1;
 FIG. 8 is a bottom plan view of the key of FIG. 1;
 FIG. 9 is a cross sectional view of the key of FIG. 1, wherein the cross section is taken along line 9-9 shown in FIG. 6; and,
 FIG. 10 is a front right perspective view of the key of FIG. 1, wherein a portion of the key is broken to show the cross sectional shape.

The broken lines immediately adjacent the shaded areas represent the bounds of the claimed design while all other broken lines are directed to environment and are for illustrative purposes only; the broken lines form no part of the claimed design.

1 Claim, 4 Drawing Sheets



(56)

References Cited

U.S. PATENT DOCUMENTS

2,629,247 A 2/1953 Deutsch
 280,395 A 8/1957 Schlage
 3,380,268 A 4/1968 Perrill
 3,393,542 A 7/1968 Crepinsek
 349,930 A 3/1970 Maujoks
 3,499,304 A * 3/1970 Naujoks 70/406
 3,526,111 A 9/1970 Jacobi
 3,648,492 A 3/1972 Walters et al.
 3,793,500 A 2/1974 Gerber
 4,208,894 A 6/1980 Surko, Jr.
 4,608,842 A 9/1986 Tietz
 4,964,288 A * 10/1990 Braun et al. 70/406
 D324,383 S 3/1992 Konno
 D328,856 S 8/1992 Best et al.
 D335,253 S 5/1993 Eizen
 D341,073 S 11/1993 Omori
 D350,059 S 8/1994 Hoffman et al.
 D350,061 S 8/1994 Hoffman et al.
 D352,227 S * 11/1994 Hoffman et al. D8/347
 D352,446 S 11/1994 Hoffman et al.
 D353,320 S * 12/1994 Eizen D8/347
 D362,796 S * 10/1995 Hoffman et al. D8/347
 D368,846 S 4/1996 Myers et al.
 D378,270 S 3/1997 Aston
 D378,346 S * 3/1997 Aston D8/347

7,040,126 B2 5/2006 Edwards, Jr.
 7,043,945 B2 5/2006 Hollingsworth
 7,207,200 B2 * 4/2007 Eden et al. 70/358
 D559,655 S * 1/2008 Meckbach D8/347
 7,337,639 B2 3/2008 Edwards, Jr.
 D605,025 S * 12/2009 Wu et al. D8/347
 D630,084 S 1/2011 Lin

FOREIGN PATENT DOCUMENTS

EP 00551973-0002 6/2006
 RU 54786 7/2004
 RU 59053 5/2006

OTHER PUBLICATIONS

Master Lock Commercial Products Technical Manual, issue 07.10; pp. 15-16.
 Office Action from Japanese Patent Application No. 2012-28816, dated Feb. 25, 2013.
 Office Action from Japanese Patent Application No. 2012-28817, dated Feb. 26, 2013.
 English Translation of Office Action from Russian Patent Application No. 2012504030.
 Second Office Action from Russian Patent Application No. 2012504030, received Nov. 28, 2013.

* cited by examiner

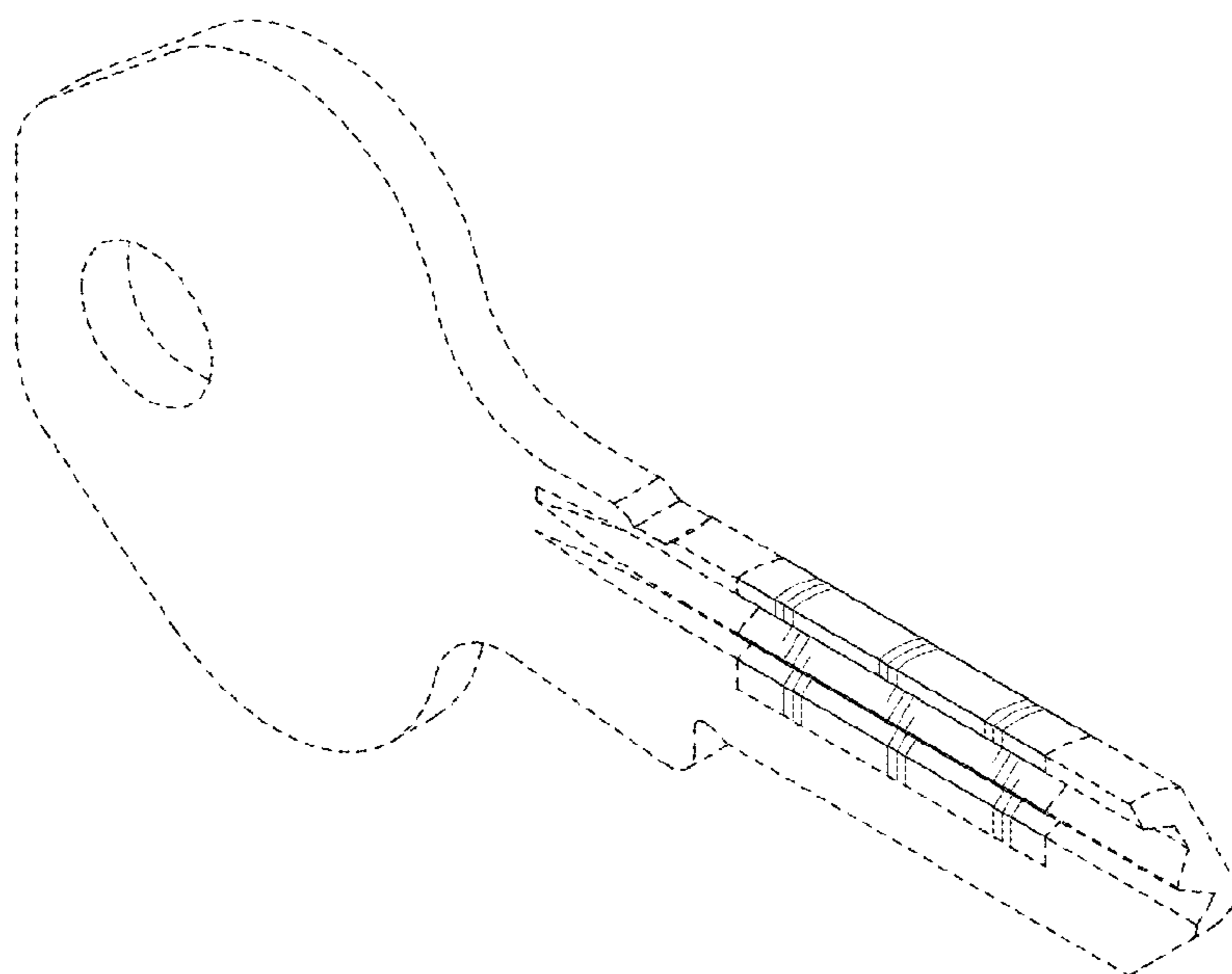


FIG. 1

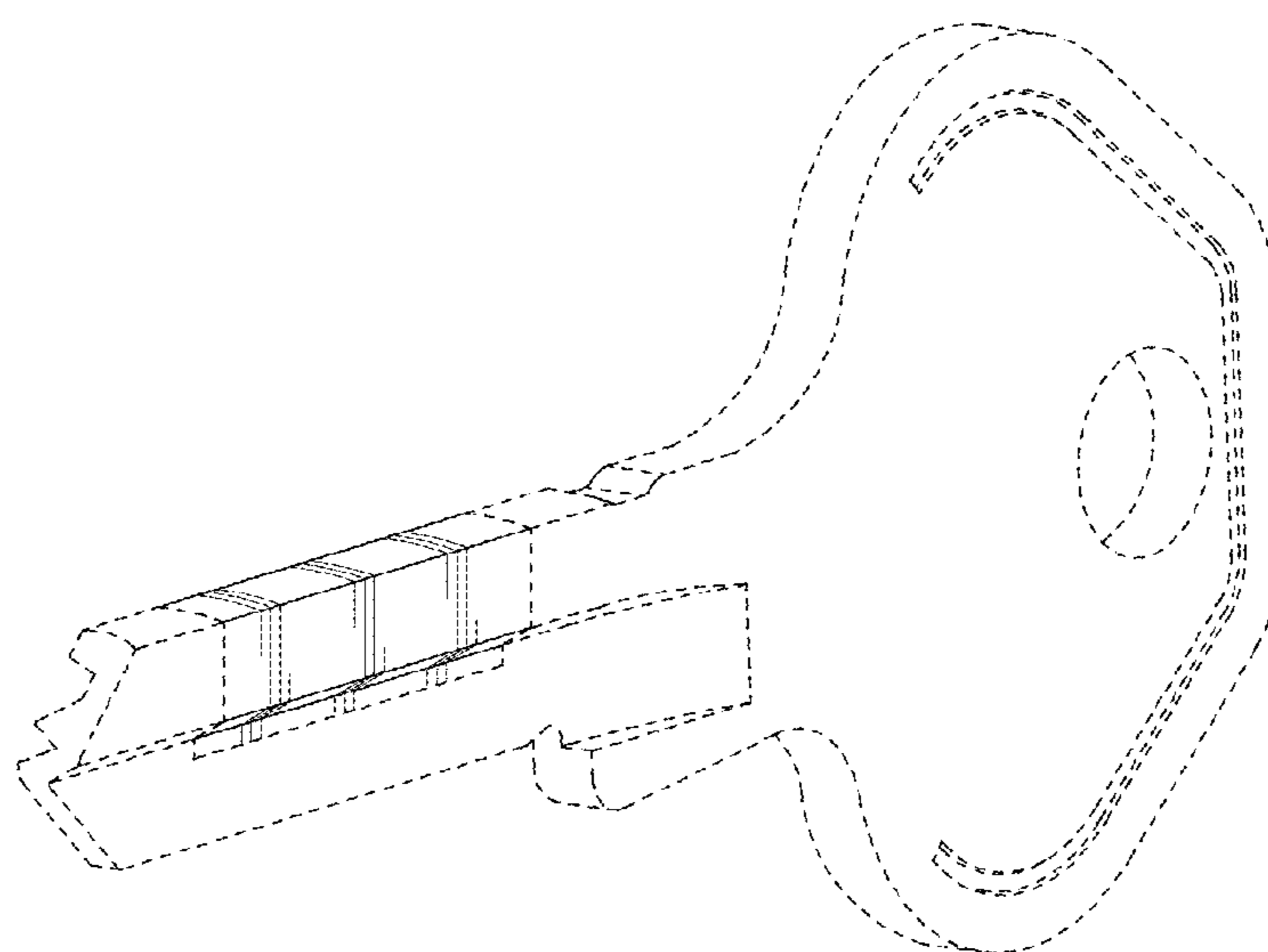


FIG. 2



FIG. 3




FIG. 4

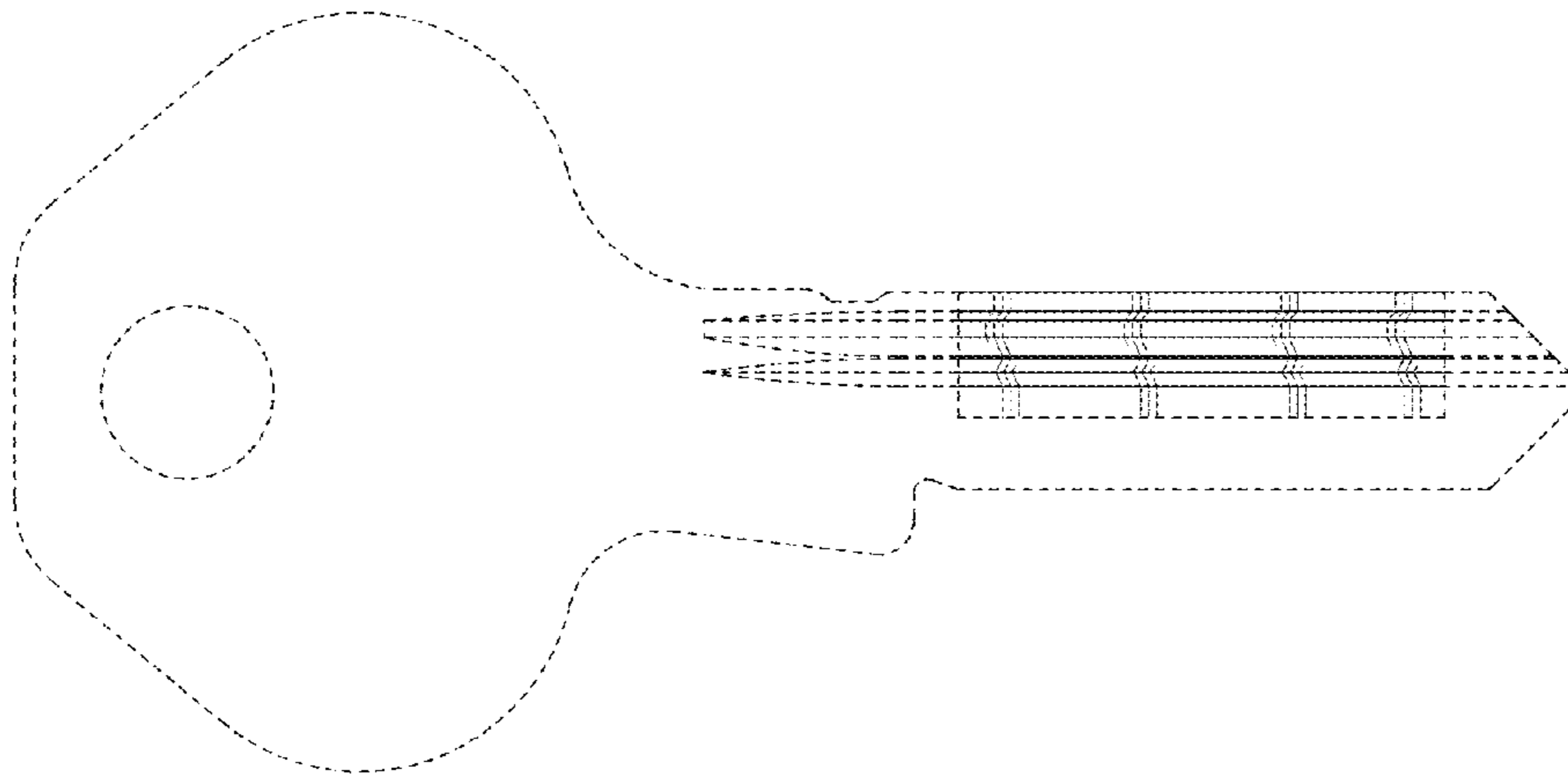


FIG. 5

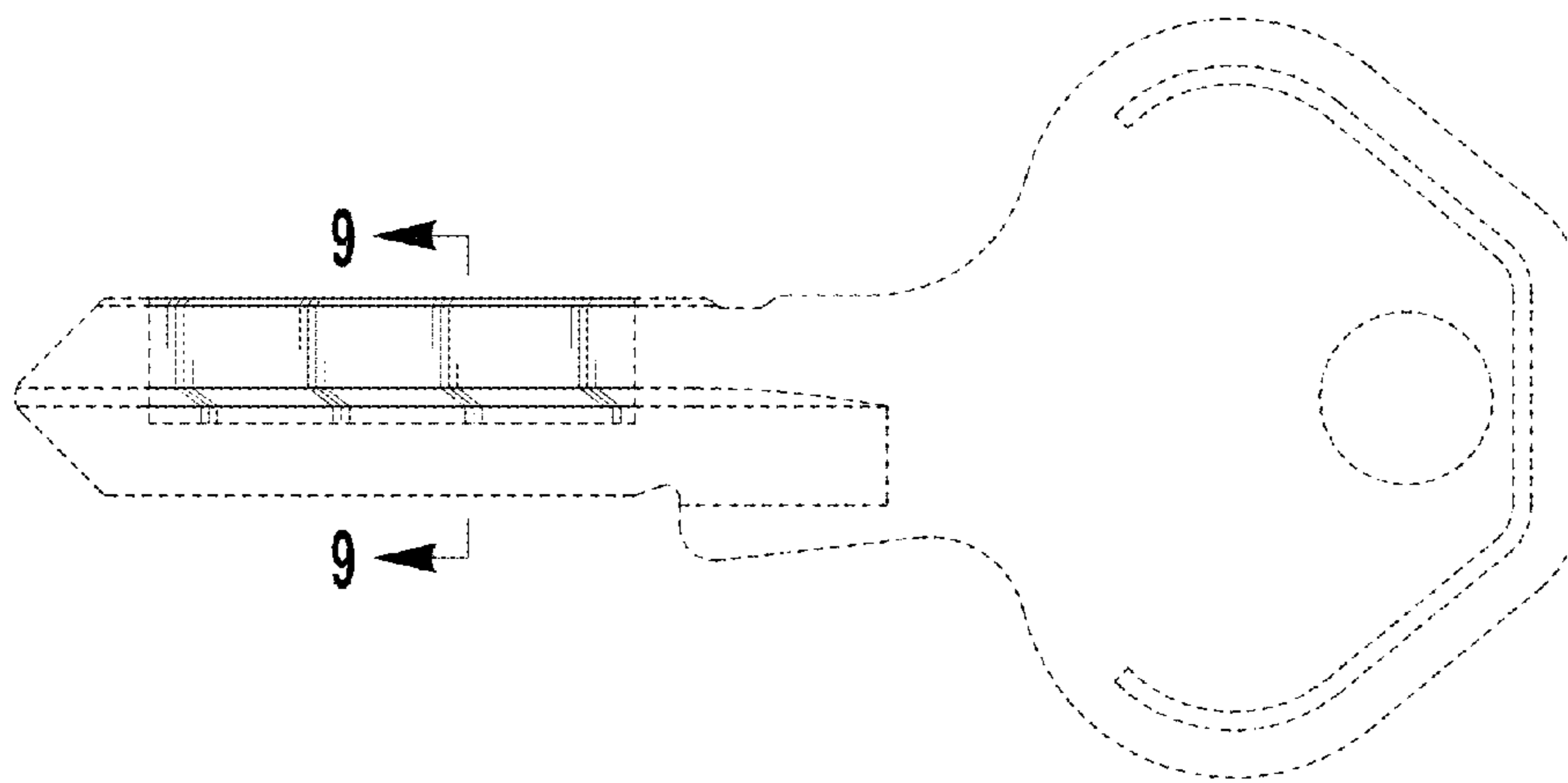


FIG. 6




FIG. 7

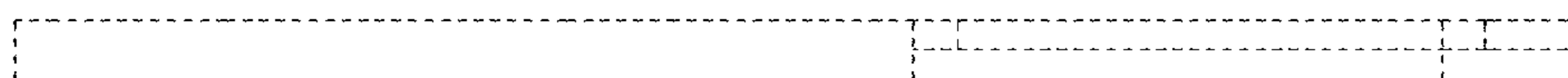


FIG. 8

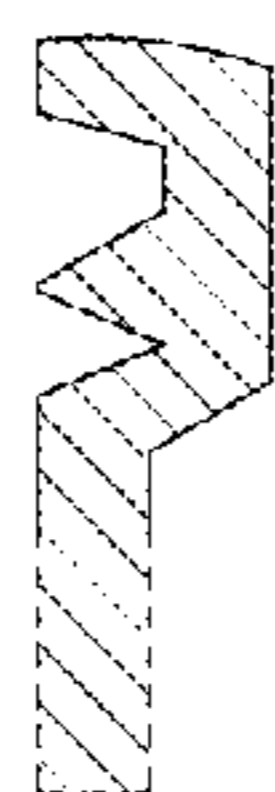


FIG. 9

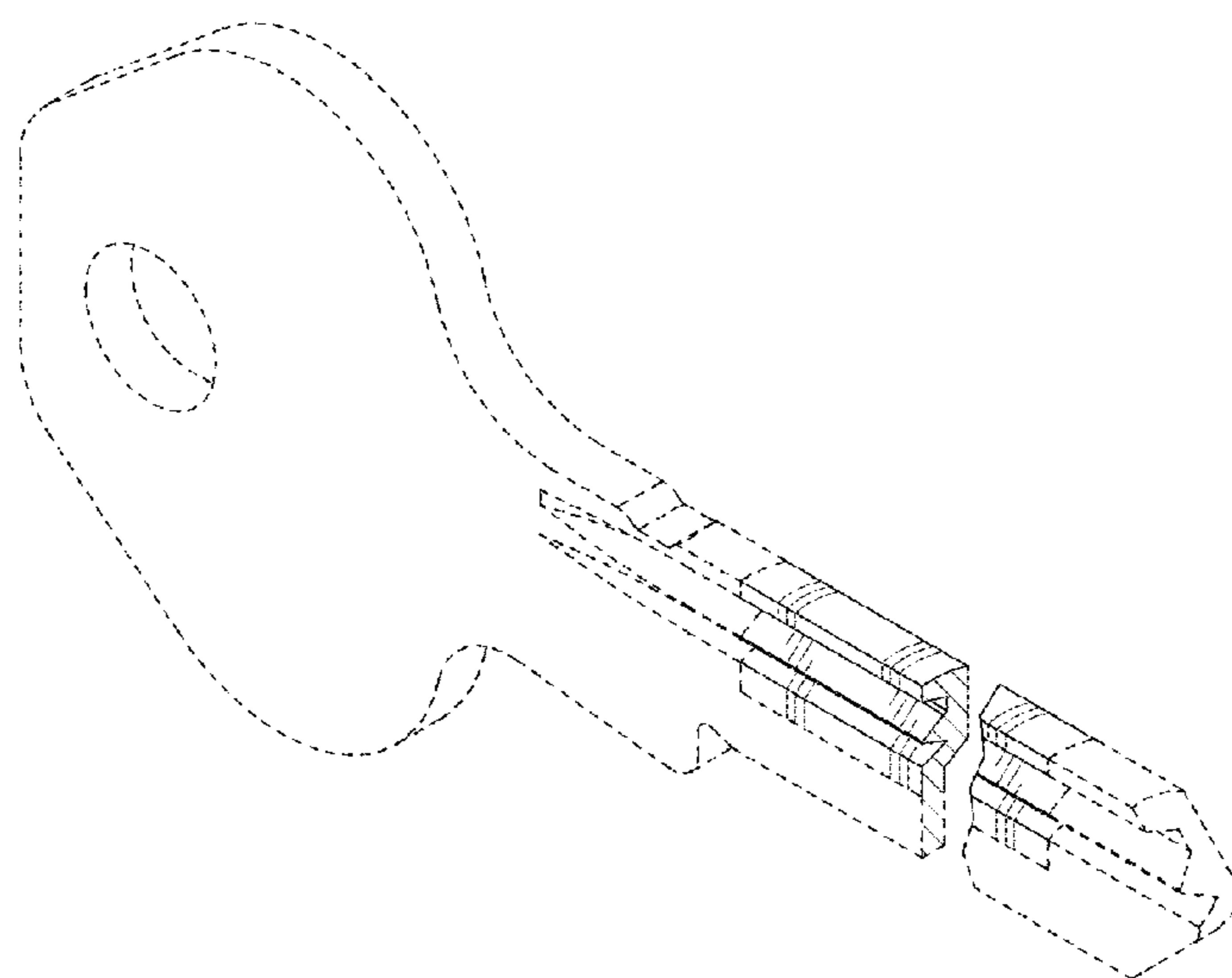


FIG. 10