



US00D707528S

(12) **United States Design Patent**  
**Grubb et al.**

(10) **Patent No.:** **US D707,528 S**  
(45) **Date of Patent:** **\*\* Jun. 24, 2014**

- (54) **SCREEN HANDLE**
- (71) Applicants: **Darryl Grubb**, Jacksonville, FL (US);  
**Bob Dias**, Jacksonville, FL (US)
- (72) Inventors: **Darryl Grubb**, Jacksonville, FL (US);  
**Bob Dias**, Jacksonville, FL (US)
- (\*\*) Term: **14 Years**
- (21) Appl. No.: **29/450,495**
- (22) Filed: **Mar. 18, 2013**
- (51) **LOC (10) Cl.** ..... **08-06**
- (52) **U.S. Cl.**  
CPC ..... **E05B 1/0015** (2013.01)  
USPC ..... **D8/316**
- (58) **Field of Classification Search**  
CPC ..... E05B 1/0015  
USPC ..... D8/300, 303, 311, 312, 315, 316, 317,  
D8/319; D23/250, 254, 304; D6/549;  
16/110.1, 436, 422, 430; 292/336.3  
See application file for complete search history.

D327,409 S *	6/1992	Fulton	.....	D8/316
D343,107 S *	1/1994	Fulton	.....	D8/315
D388,272 S *	12/1997	Moore	.....	D6/549
D399,406 S *	10/1998	Decursu et al.	.....	D8/317
D423,854 S *	5/2000	Roth et al.	.....	D6/549
D432,896 S *	10/2000	Lee	.....	D8/317
D516,406 S *	3/2006	Brammer et al.	.....	D8/300
D562,106 S *	2/2008	Tor Verges	.....	D8/314
D573,868 S *	7/2008	Ricereto	.....	D8/315
D574,217 S *	8/2008	Jou	.....	D8/317
D579,310 S *	10/2008	Suh et al.	.....	D8/315
D582,750 S *	12/2008	Heidrich et al.	.....	D8/316
D602,138 S *	10/2009	Gilbert et al.	.....	D23/304
D629,668 S *	12/2010	Mattson	.....	D8/315
D664,022 S *	7/2012	Gilbert	.....	D8/316

\* cited by examiner

*Primary Examiner* — Paula Greene

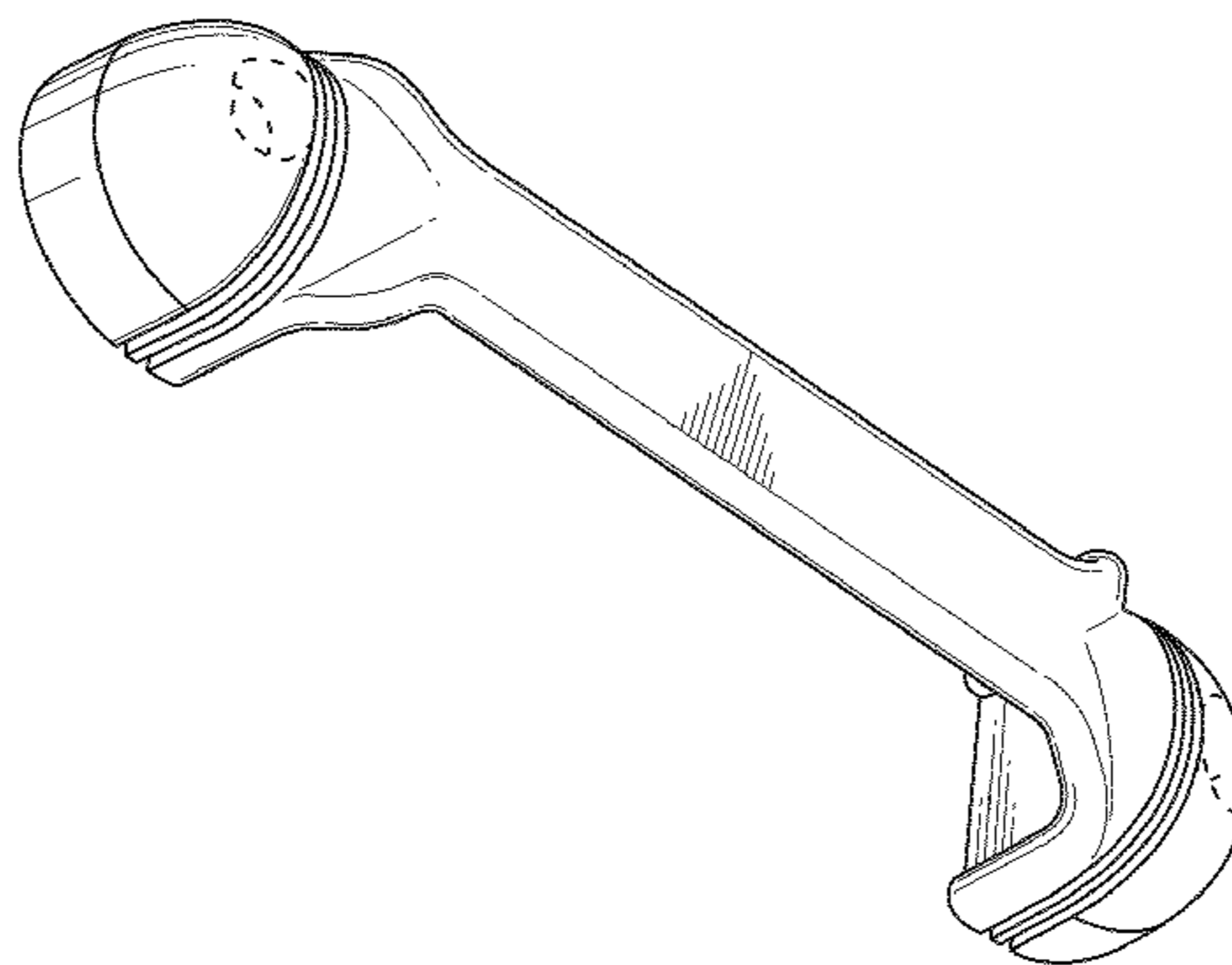
(57) **CLAIM**  
The ornamental design for a screen handle, as shown and described.

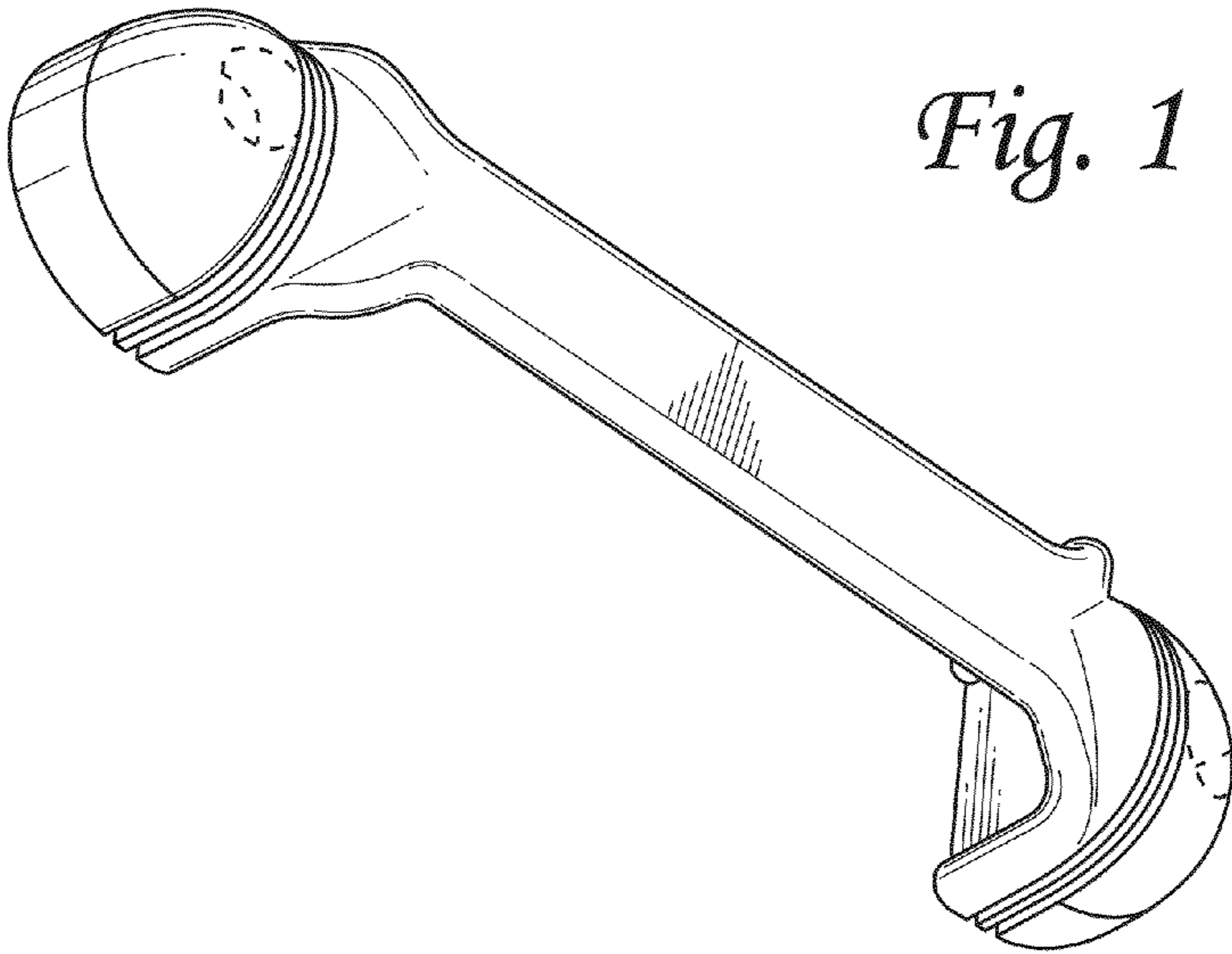
**DESCRIPTION**

FIG. 1 is a perspective view of a screen handle showing my new design;  
 FIG. 2 is a left side elevational view thereof;  
 FIG. 3 is a right side elevational view thereof;  
 FIG. 4 is a top plan view thereof;  
 FIG. 5 is a bottom plan view thereof;  
 FIG. 6 is a front elevational view thereof; and,  
 FIG. 7 is a rear elevational view thereof.  
 The broken lines shown on the figures are for illustrative purposes only and are hereby disclaimed as forming no part of Applicant's claimed invention.


**1 Claim, 2 Drawing Sheets**

- (56) **References Cited**  
U.S. PATENT DOCUMENTS
- |               |         |              |       |           |
|---------------|---------|--------------|-------|-----------|
| D99,252 S *   | 4/1936  | Tjaarda      | ..... | D8/317    |
| D109,464 S *  | 5/1938  | Aldeen       | ..... | D8/316    |
| D141,519 S *  | 6/1945  | Stewart      | ..... | D8/319    |
| 2,397,306 A * | 3/1946  | Whipple      | ..... | 455/157.1 |
| D161,376 S *  | 12/1950 | Reitich      | ..... | D8/319    |
| D311,322 S *  | 10/1990 | Jans         | ..... | D8/316    |
| D312,935 S *  | 12/1990 | Chap et al.  | ..... | D6/549    |
| D326,991 S *  | 6/1992  | Bishop       | ..... | D8/317    |
| D327,196 S *  | 6/1992  | Crook et al. | ..... | D6/549    |






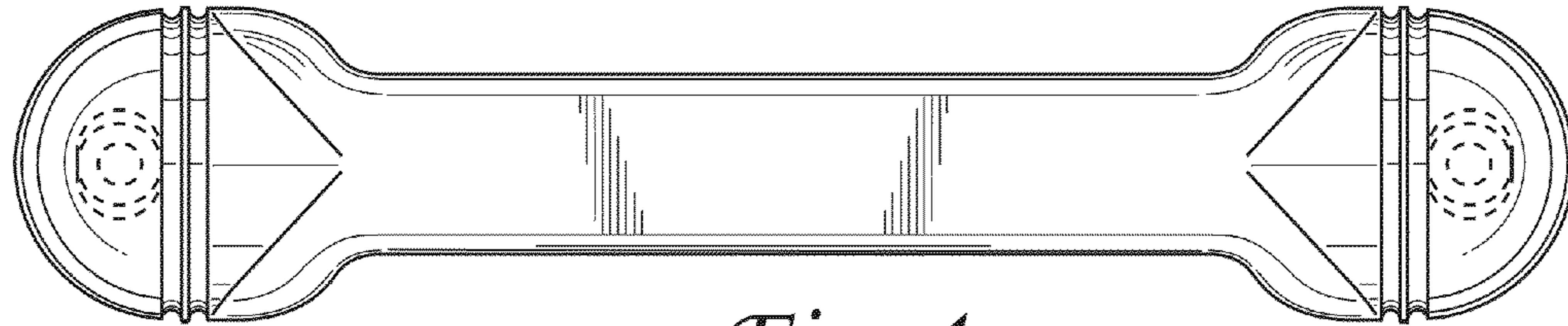
*Fig. 1*



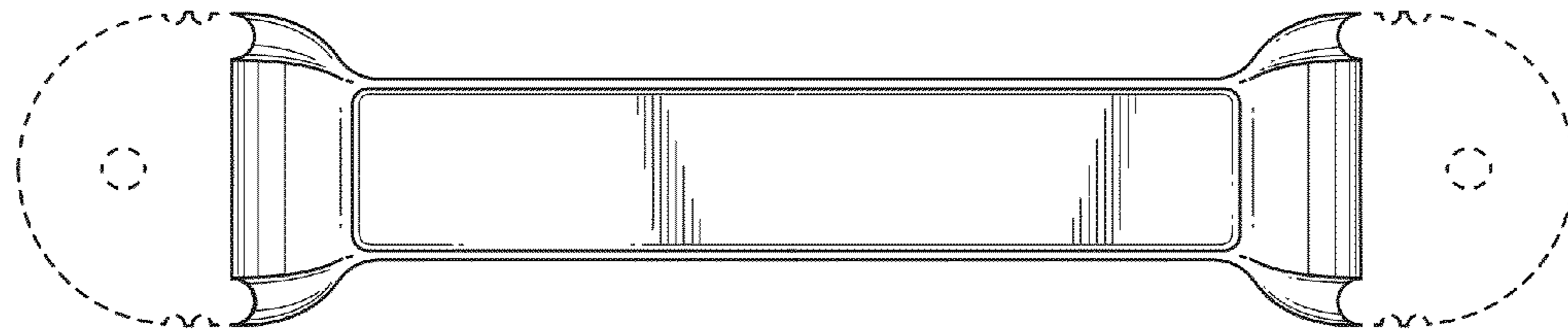
*Fig. 2*



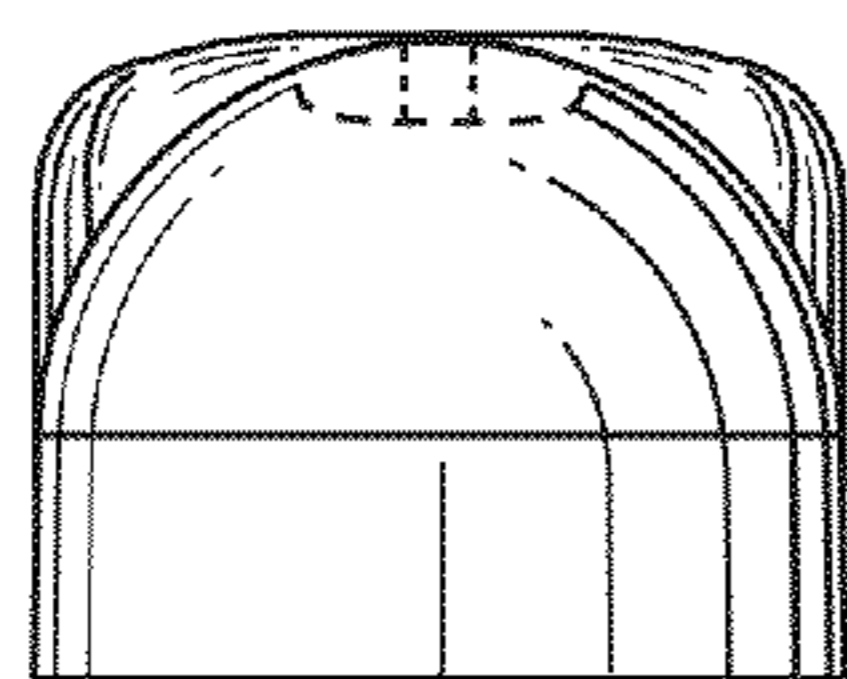
*Fig. 3*



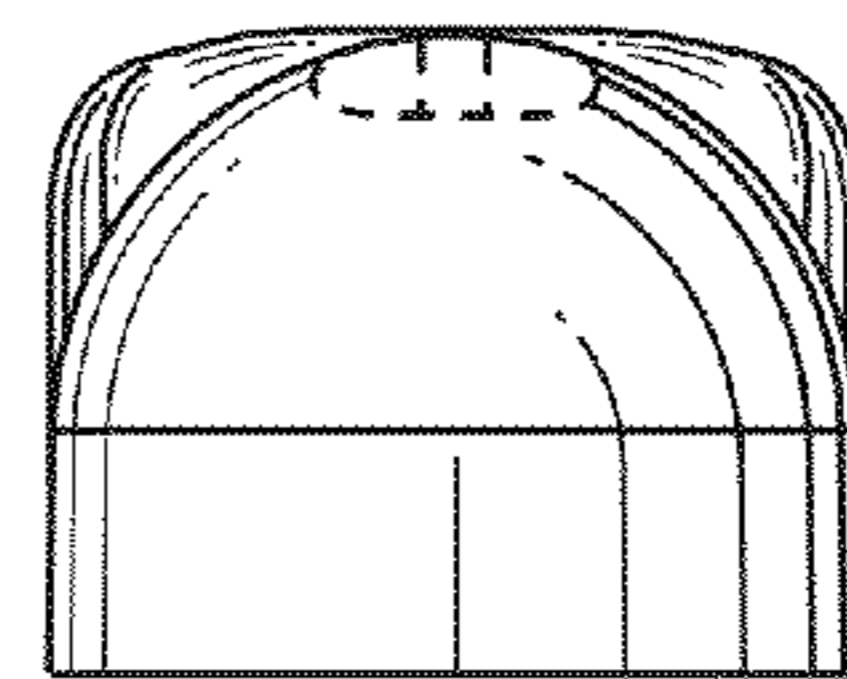
*Fig. 4*



*Fig. 5*



*Fig. 6*



*Fig. 7*