



US00D707526S

(12) **United States Design Patent**
Daniel

(10) **Patent No.:** **US D707,526 S**
(45) **Date of Patent:** **** Jun. 24, 2014**

(54) **SANDING GLOVE**

(71) Applicant: **Jessu Daniel**, Roslyn Heights, NY (US)

(72) Inventor: **Jessu Daniel**, Roslyn Heights, NY (US)

(**) Term: **14 Years**

(21) Appl. No.: **29/455,892**

(22) Filed: **May 24, 2013**

(51) **LOC (10) Cl.** **08-05**

(52) **U.S. Cl.**
USPC **D8/90**

(58) **Field of Classification Search**
USPC D2/617; D8/90; D29/117.1, 117.2, 118;
2/16, 20, 161.3–161.4, 161.6, 161.8
See application file for complete search history.

(56) **References Cited**

U.S. PATENT DOCUMENTS

6,557,178	B1 *	5/2003	Hoover	2/161.6
6,575,822	B2 *	6/2003	Lowe et al.	451/526
D526,180	S *	8/2006	Holden	D8/90
D529,683	S *	10/2006	Fitzgerald	D2/617
D536,509	S *	2/2007	Lietz	D2/617
D540,991	S *	4/2007	Kishihara et al.	D29/117.2
D555,876	S *	11/2007	Kishihara et al.	D2/617
D560,038	S *	1/2008	VanErmen	D29/117.2
D560,039	S *	1/2008	VanErmen	D29/117.2
D560,040	S *	1/2008	VanErmen	D29/117.2
D560,314	S *	1/2008	VanErmen	D29/117.2
D584,859	S *	1/2009	Kishihara et al.	D29/117.2
D593,720	S *	6/2009	Nourian	D32/40
D612,997	S *	3/2010	Kishihara et al.	D29/117.2
D612,998	S *	3/2010	Kishihara et al.	D29/117.2

D620,680	S *	8/2010	Thompson et al.	D2/617
D632,859	S *	2/2011	Firouzman	D32/43
D640,836	S *	6/2011	Sweeney et al.	D29/117.2
D641,525	S *	7/2011	Sweeney et al.	D29/117.2
D651,359	S *	12/2011	Bulan et al.	D29/117.1
D653,401	S *	1/2012	Olson et al.	D29/117.1
D655,890	S *	3/2012	Thompson et al.	D2/617
D660,673	S *	5/2012	Weatherby	D8/90
8,209,774	B2 *	7/2012	Baacke et al.	2/161.6
D670,039	S *	10/2012	Wagner	D29/117.2
8,302,215	B2 *	11/2012	Matsunobu et al.	2/161.6
8,356,378	B1 *	1/2013	Crooms	15/104.94
D690,472	S *	9/2013	Thompson et al.	D29/117.2
D694,475	S *	11/2013	Thompson et al.	D29/117.2
2008/0178366	A1 *	7/2008	Daher	2/161.6
2012/0066810	A1 *	3/2012	Marcus	2/16
2013/0091618	A1 *	4/2013	Tanaka et al.	2/161.8

* cited by examiner

Primary Examiner — Philip S Hyder

Assistant Examiner — Roselynn Cody

(74) *Attorney, Agent, or Firm* — Gulf Coast Intellectual Property Group

(57) **CLAIM**

The ornamental design for a sanding glove, as shown and described.

DESCRIPTION

FIG. 1 is a front perspective view of my invention for a sanding glove.

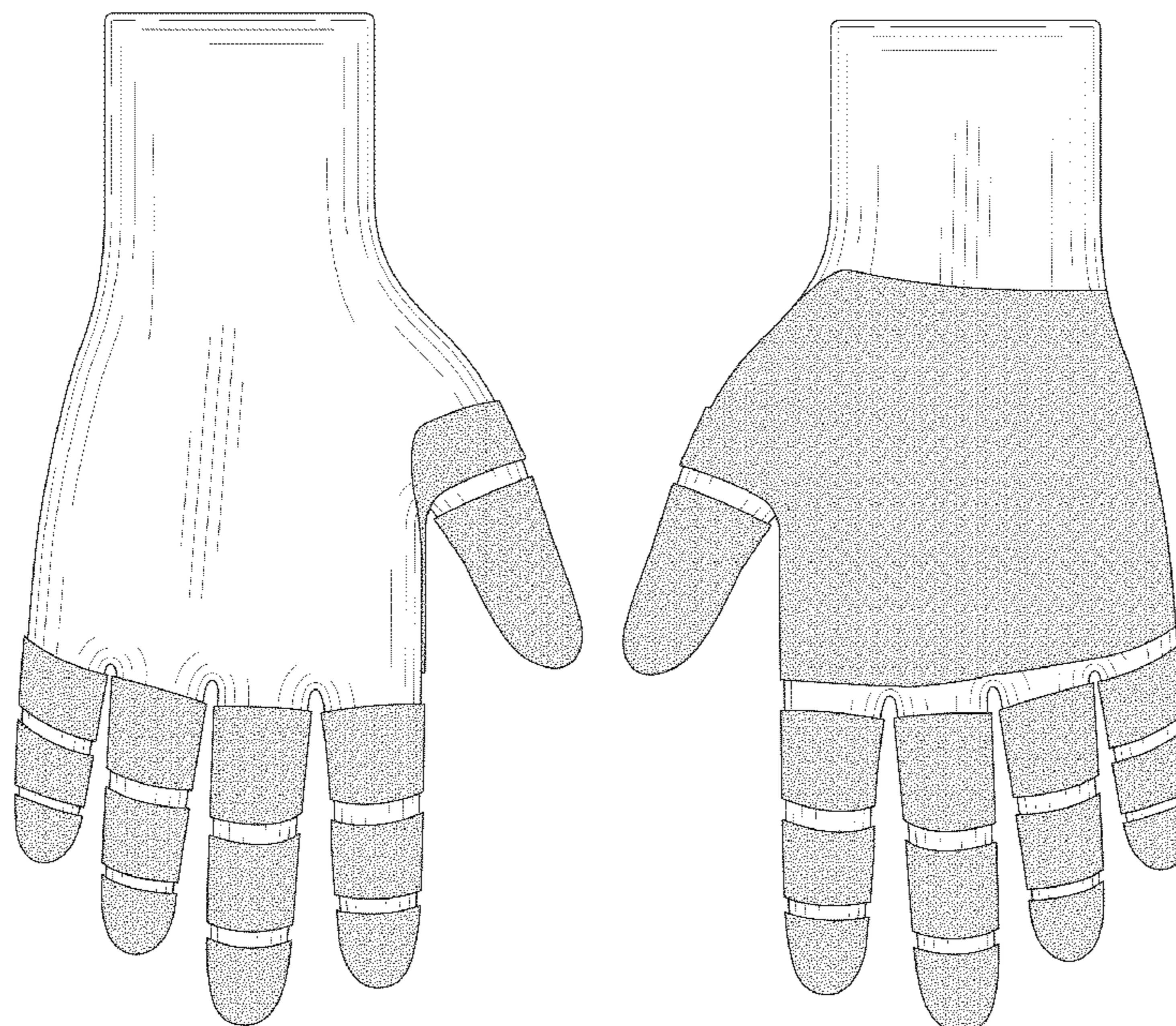
FIG. 2 is a rear view of the present invention; and

FIG. 3 is a front view of the present invention; and

FIG. 4 is a right side view of the present invention; and,

FIG. 5 is a left side view of the present invention.

1 Claim, 3 Drawing Sheets



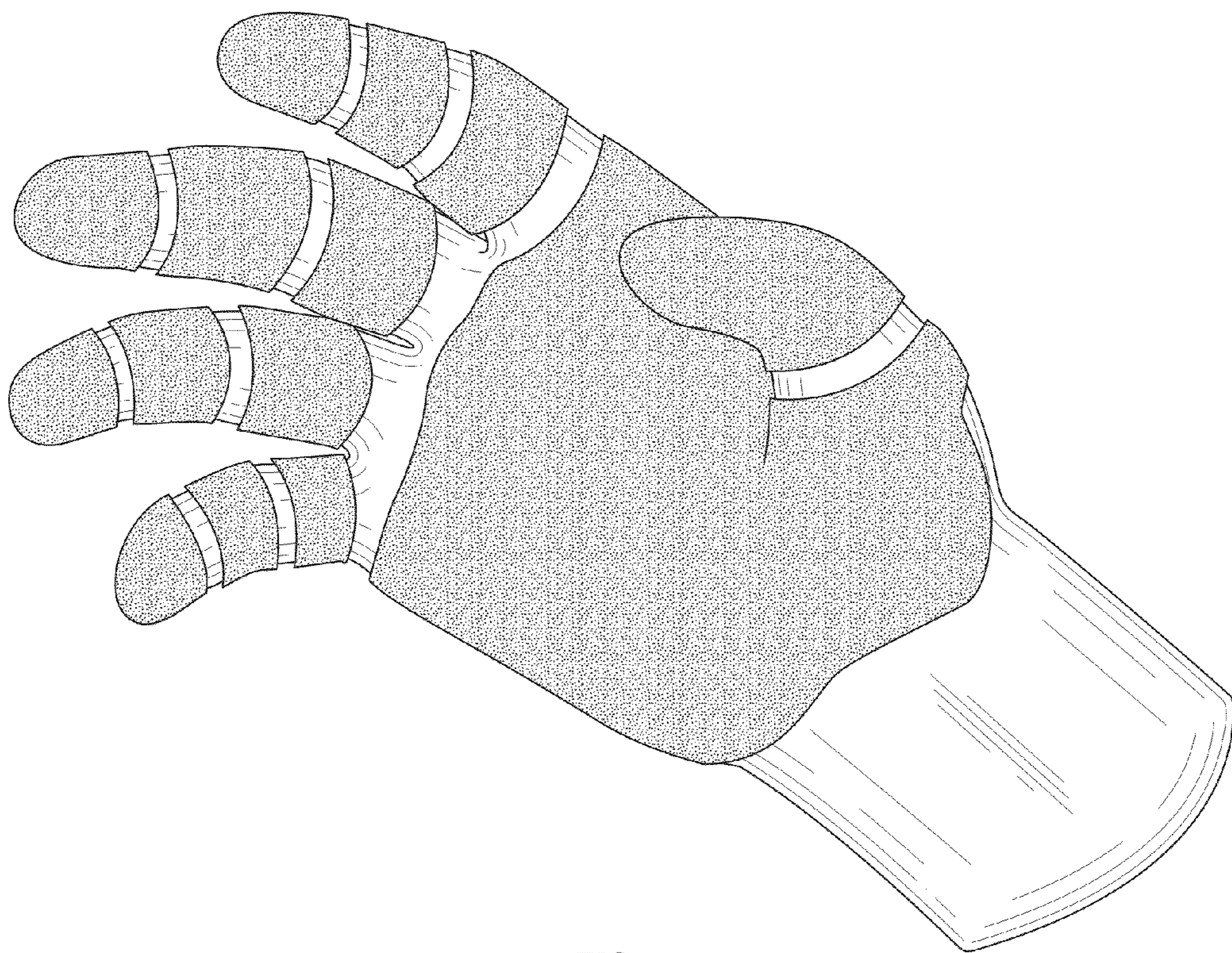


FIG. 1

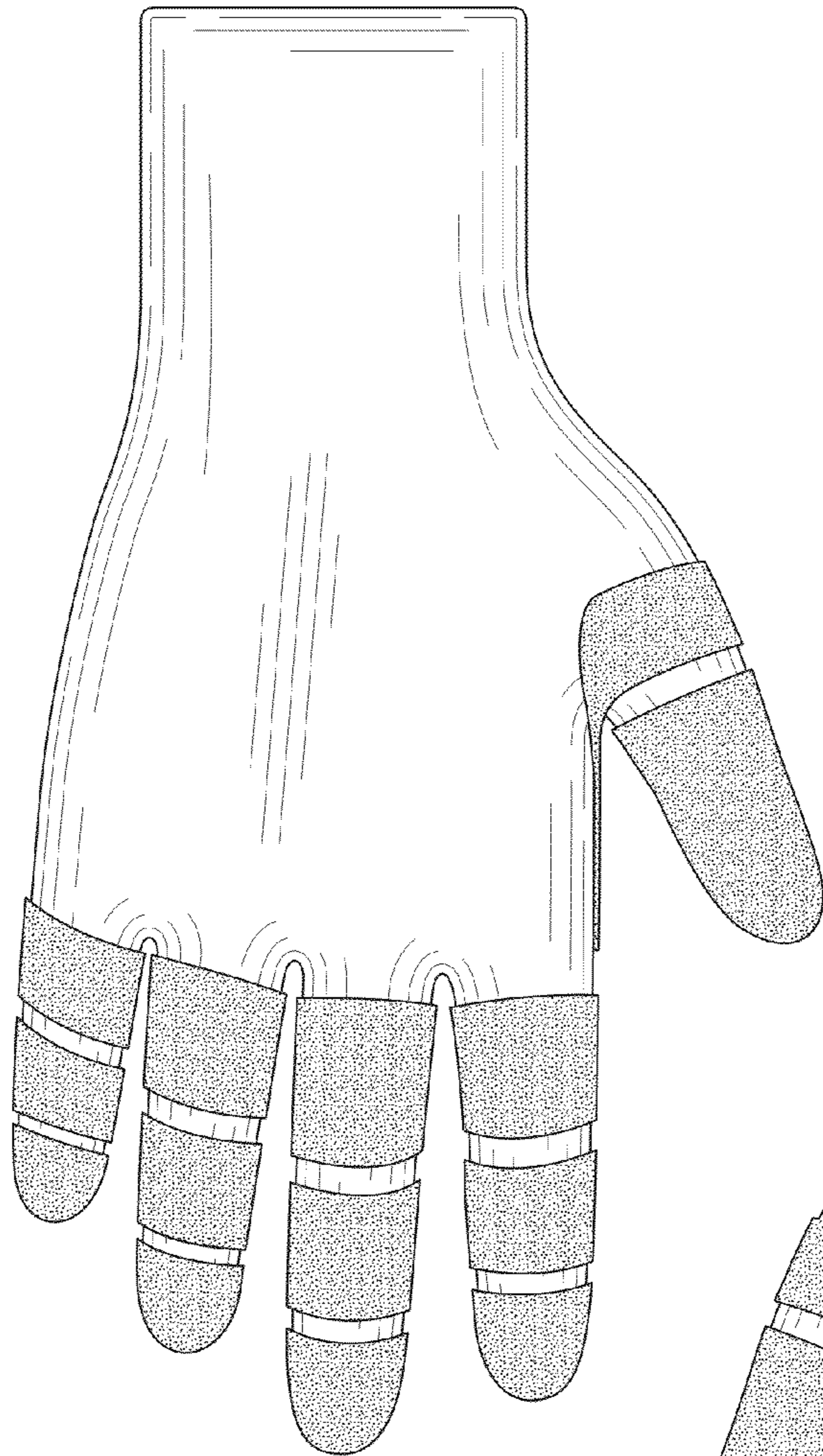


FIG. 2

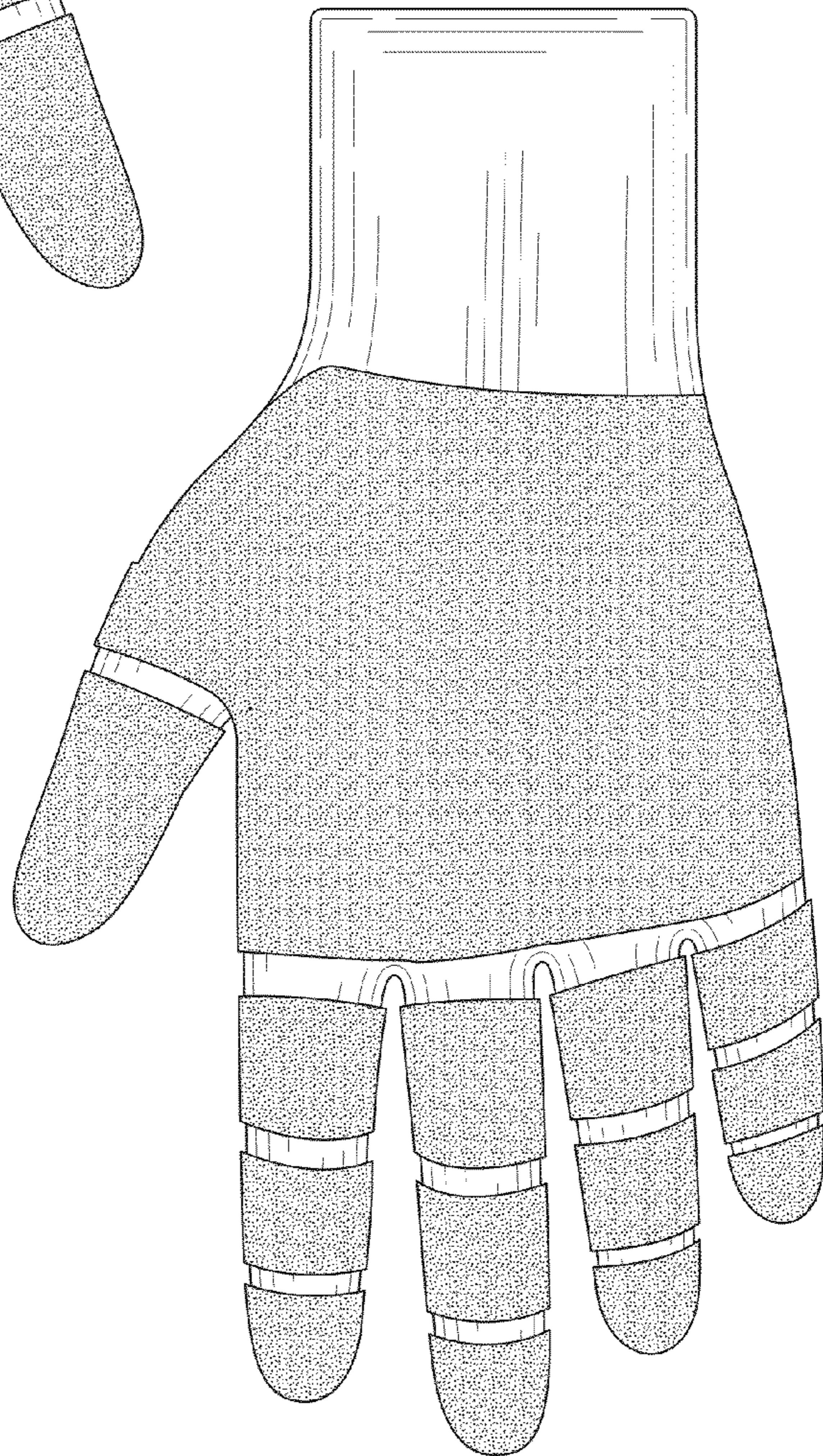


FIG. 3

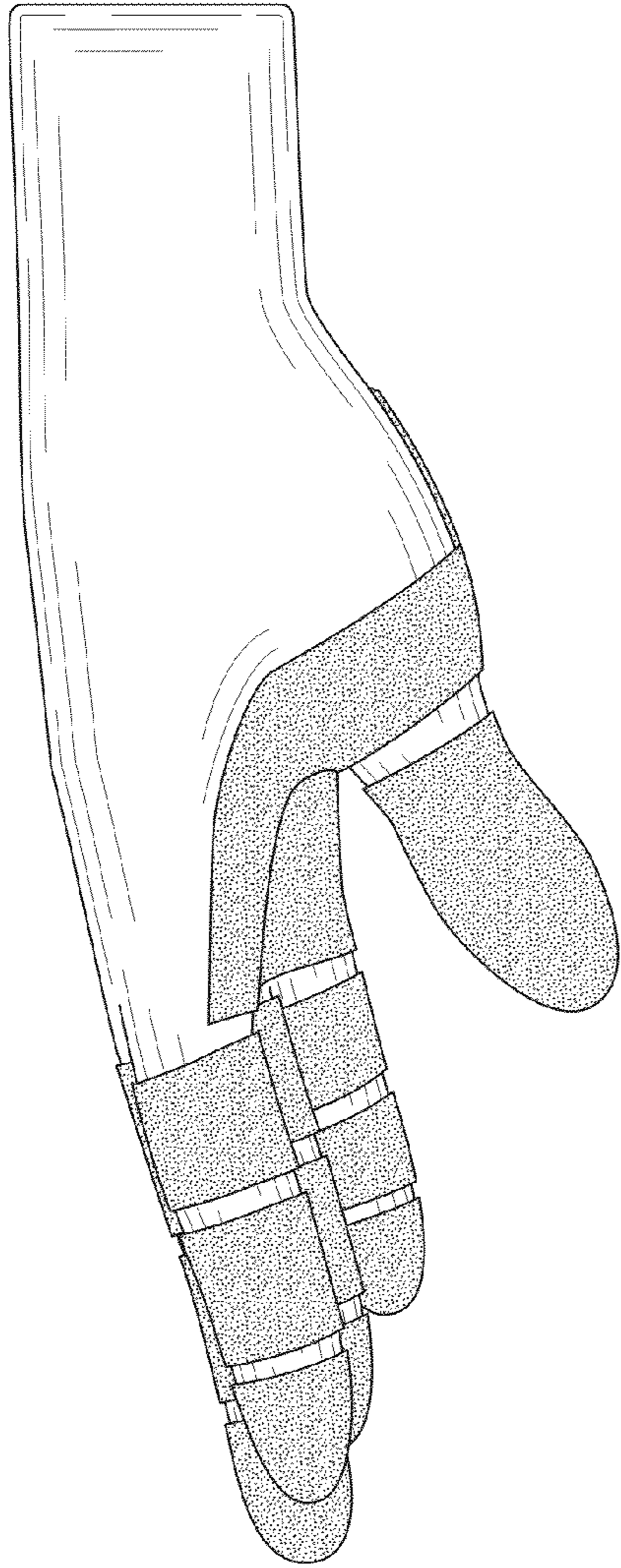


FIG. 4

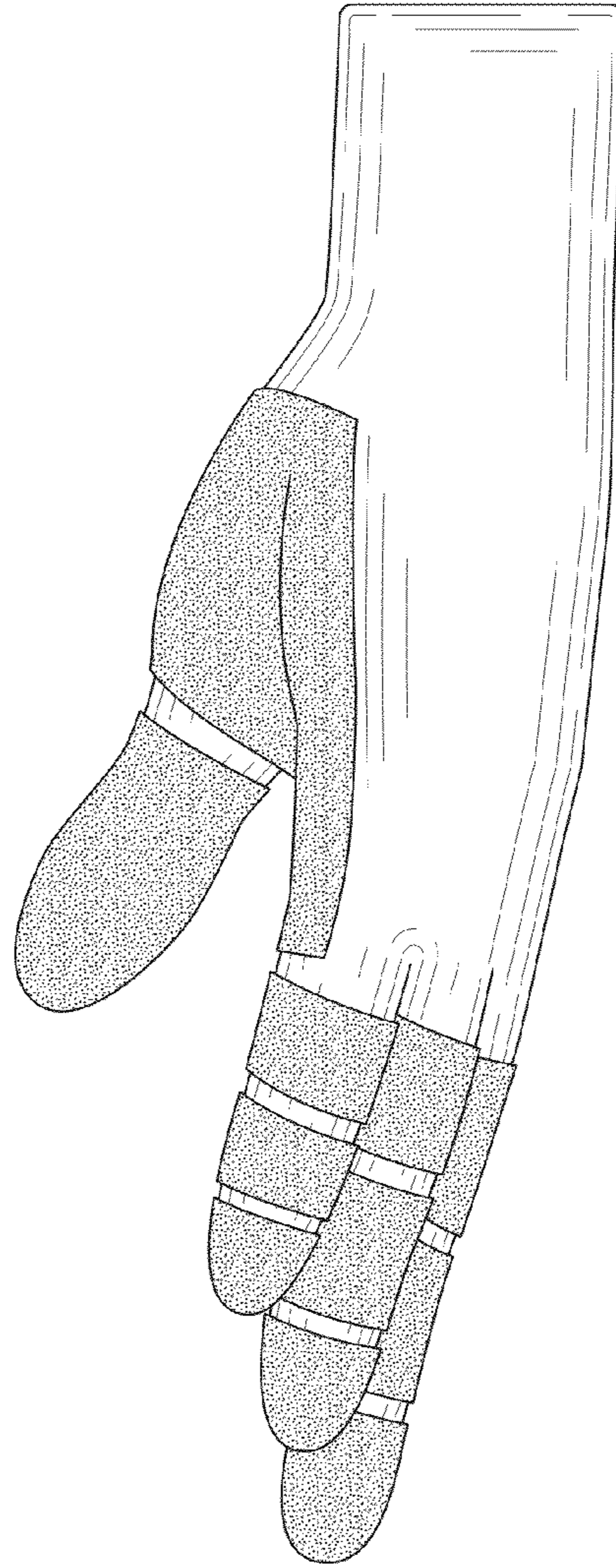


FIG. 5