



US00D707513S

(12) **United States Design Patent**  
**Hebert**

(10) **Patent No.:** **US D707,513 S**  
(45) **Date of Patent:** **\*\* Jun. 24, 2014**

(54) **CORKSCREW**

(71) Applicant: **Eric Michael Hebert**, Harrisburg, NC  
(US)

(72) Inventor: **Eric Michael Hebert**, Harrisburg, NC  
(US)

(73) Assignee: **Fairly Odd Treasures, LLC.**,  
Harrisburg, NC (US)

(\*\*) Term: **14 Years**

(21) Appl. No.: **29/451,321**

(22) Filed: **Mar. 31, 2013**

(51) **LOC (10) Cl.** ..... **07-99**

(52) **U.S. Cl.**  
USPC ..... **D8/38**

(58) **Field of Classification Search**  
USPC ..... D8/16, 18, 33-43, 88-89, 99; D11/134,  
D11/136, 157, 158, 160; 7/151-156;  
30/416, 417, 418; 81/3.07, 3.09, 3.27,  
81/3.31, 3.35, 3.4, 3.48, 3.55; D21/621,  
D21/627, 630; D9/441  
See application file for complete search history.

(56) **References Cited**

**U.S. PATENT DOCUMENTS**

D49,443 S \* 7/1916 Raleigh ..... D11/160  
D260,916 S \* 9/1981 Orenstein ..... D21/621  
D274,444 S \* 6/1984 Symons ..... D21/621

D281,946 S \* 12/1985 Youhanaie ..... D8/38  
D404,441 S \* 1/1999 Tong ..... D21/621  
D409,889 S \* 5/1999 Kim ..... D8/42  
D435,482 S \* 12/2000 Falco ..... D11/160  
D480,285 S \* 10/2003 Kehoe ..... D8/42  
D496,076 S \* 9/2004 Klaus et al. .... D21/621  
D569,454 S \* 5/2008 Wilk et al. .... D21/621  
D581,994 S \* 12/2008 Wilk et al. .... D21/621  
D604,574 S \* 11/2009 Freeman ..... D8/38  
D614,252 S \* 4/2010 Pilgaard ..... D21/621  
D621,886 S \* 8/2010 Lee ..... D21/621  
D675,895 S \* 2/2013 Wisniewski ..... D8/38  
D678,740 S \* 3/2013 Wisniewski ..... D8/38  
D688,333 S \* 8/2013 Stosiak et al. .... D21/659

\* cited by examiner

*Primary Examiner* — Elizabeth Albert

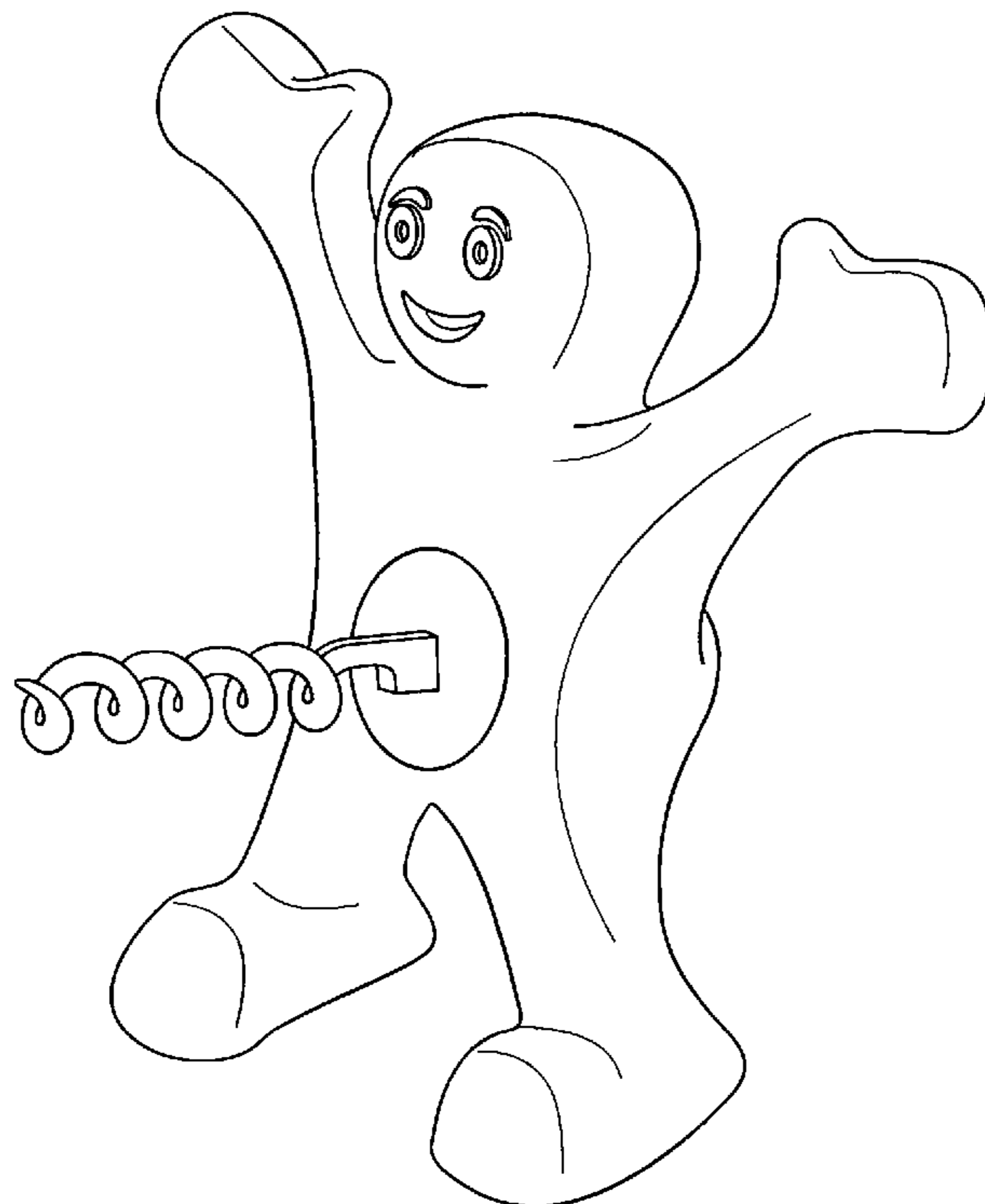
(57) **CLAIM**

The ornamental design for a corkscrew, as shown and described.

**DESCRIPTION**

FIG. 1 is a perspective view of a corkscrew showing my new design;  
FIG. 2 is a front view thereof;  
FIG. 3 is a back view thereof;  
FIG. 4 is a top view thereof;  
FIG. 5 is a bottom view thereof;  
FIG. 6 is a right side view thereof; and,  
FIG. 7 is a left side view thereof.

**1 Claim, 7 Drawing Sheets**






FIG. 1




FIG. 2

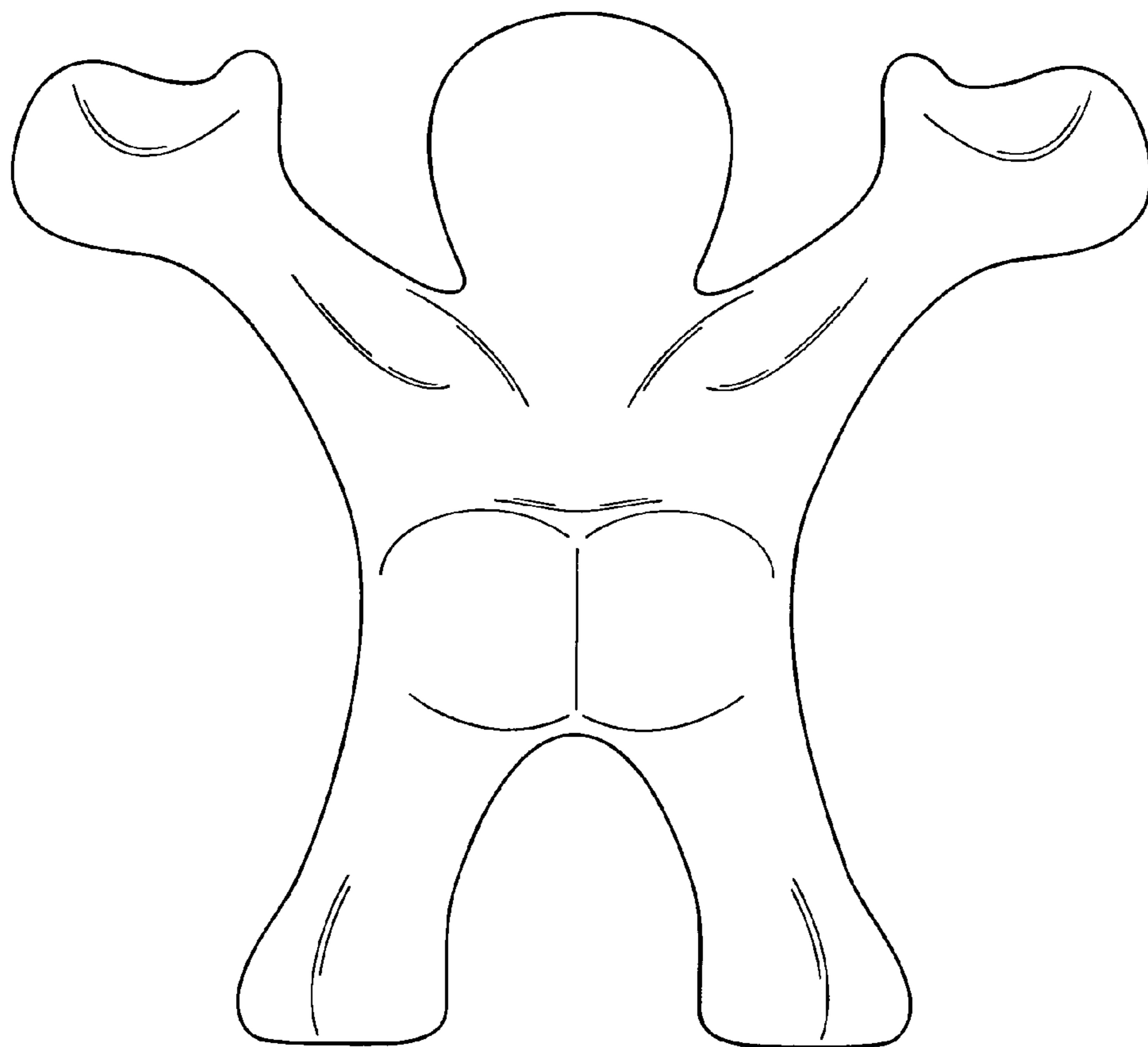


FIG. 3

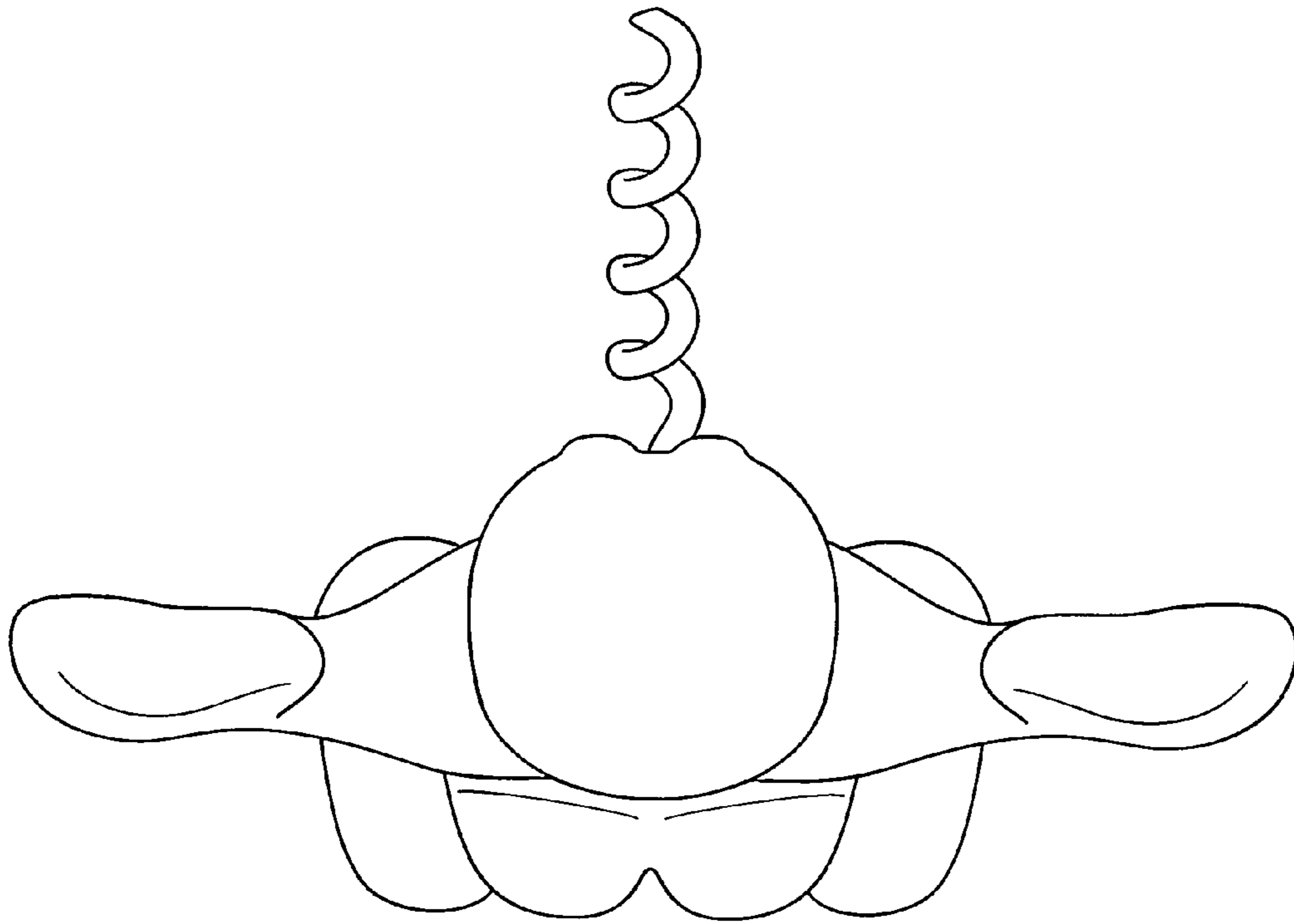


FIG. 4

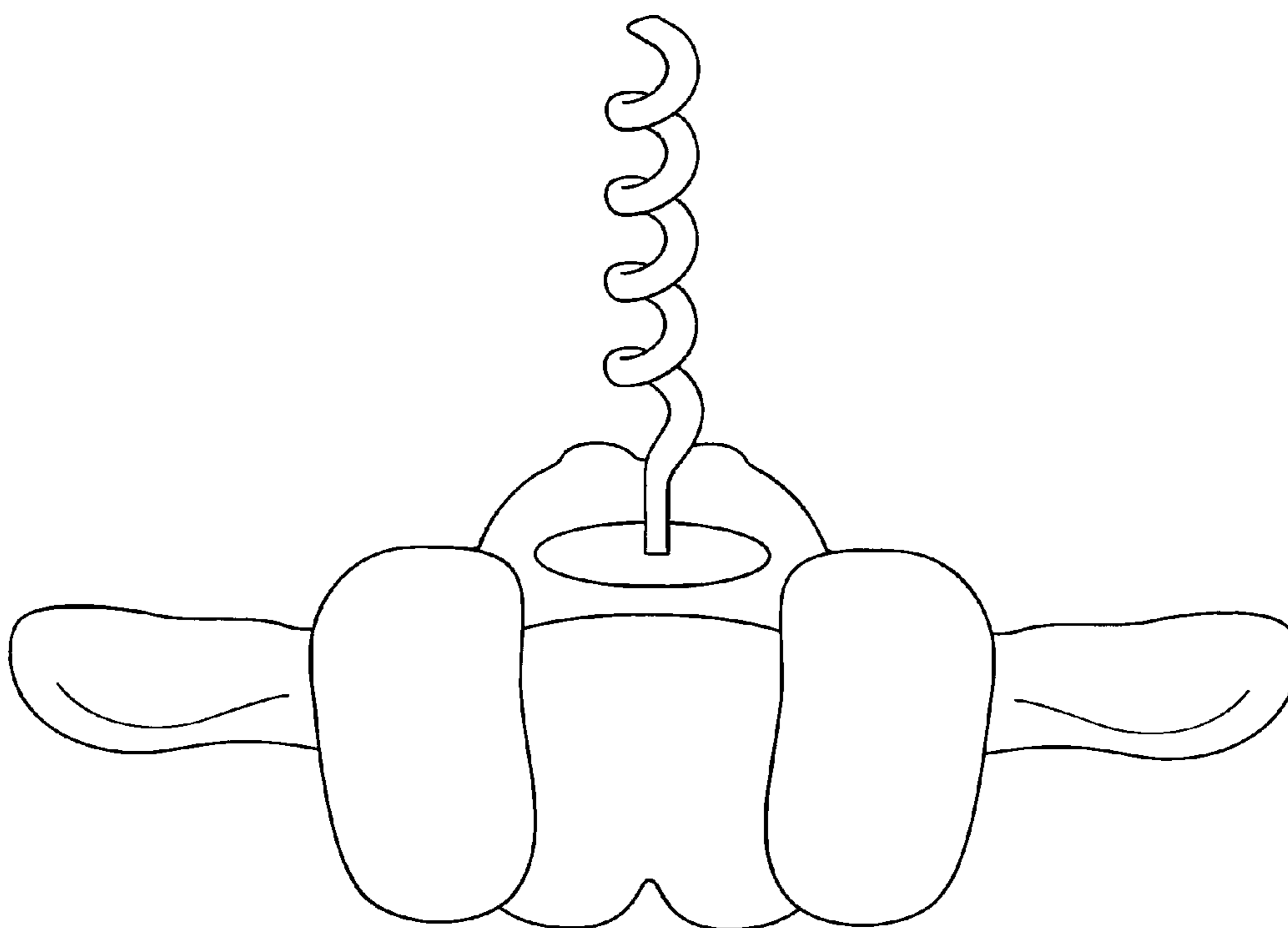


FIG. 5

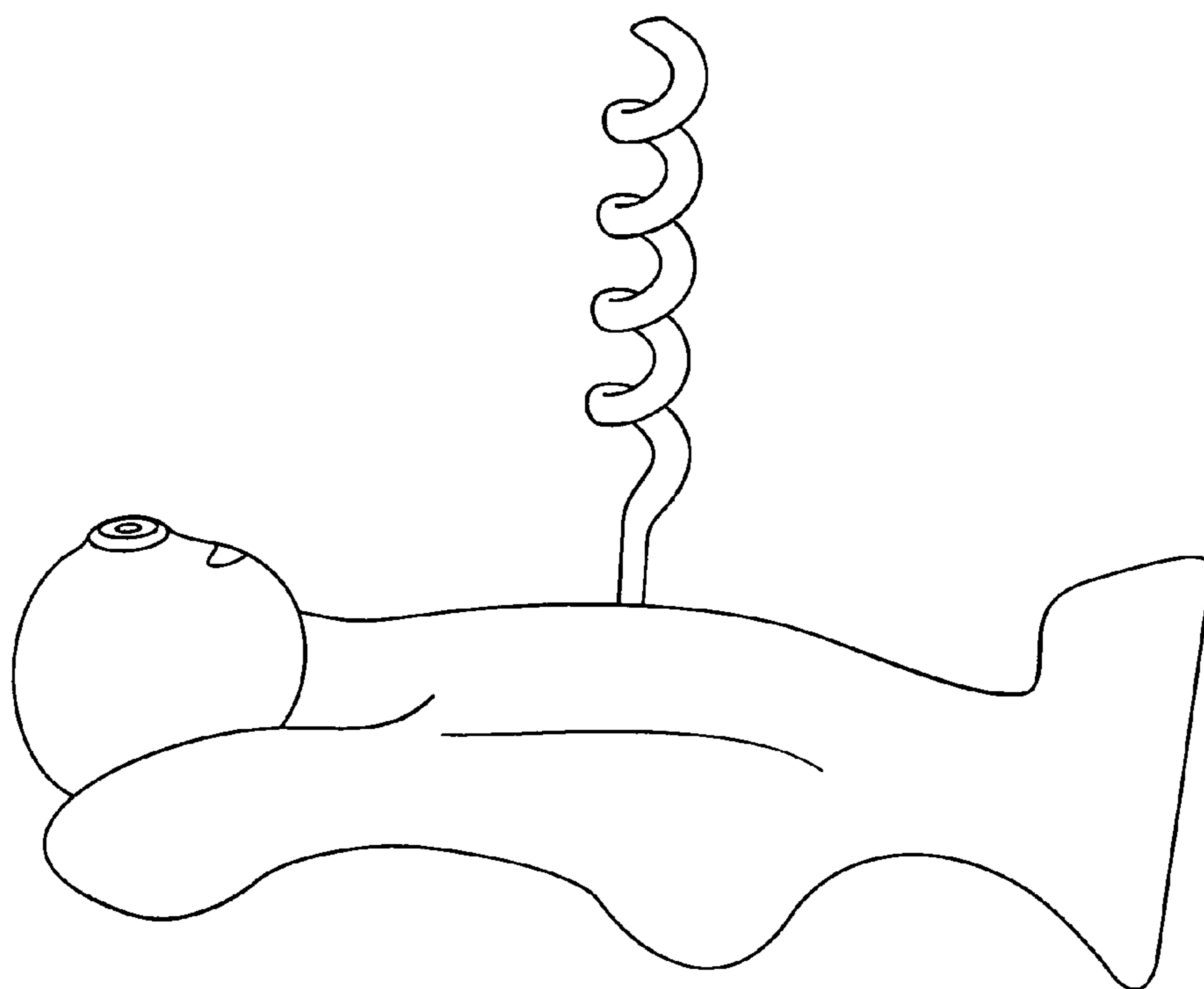


FIG. 6

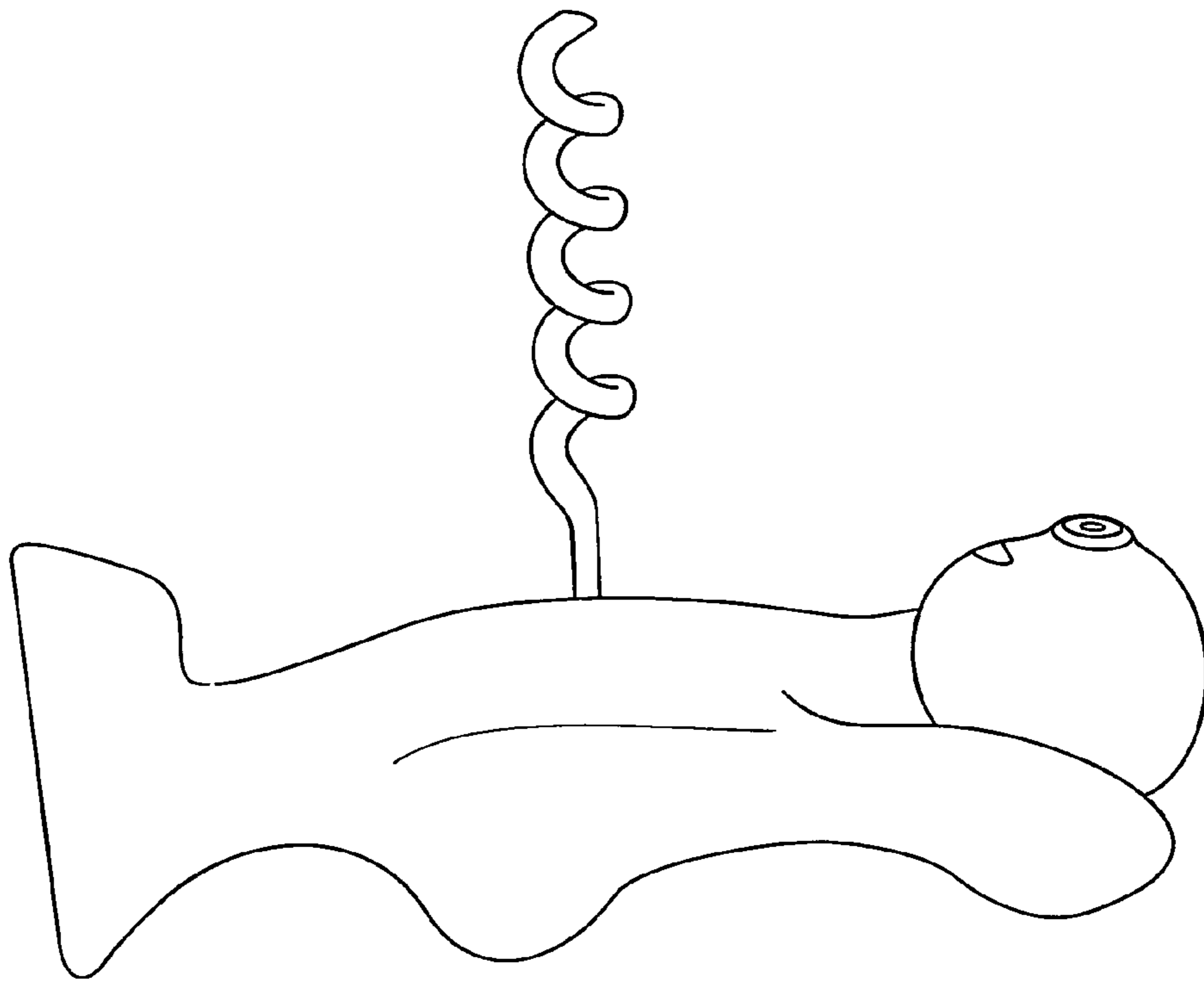


FIG. 7