

US00D707509S

(12) **United States Design Patent**  
**Huang**

(10) **Patent No.:** **US D707,509 S**  
(45) **Date of Patent:** **\*\* Jun. 24, 2014**

(54) **OPERATING HANDLE FOR TOOL**

(71) Applicant: **New Way Tools Co., Ltd.**, Taichung (TW)

(72) Inventor: **Ping-Wen Huang**, Taichung (TW)

(73) Assignee: **New Way Tools Co., Ltd**, Taichung (TW)

(\*\*) Term: **14 Years**

(21) Appl. No.: **29/472,632**

(22) Filed: **Nov. 14, 2013**

(51) **LOC (10) Cl.** ..... **08-05**

(52) **U.S. Cl.**  
USPC ..... **D8/22**

(58) **Field of Classification Search**  
USPC ..... D8/17, 21-29, 97; 81/60, 177.1, 81/177.85, 121.1, 124.3, 165-170, 110.1, 81/176.2, 124.6, 176.1, 176.15, 177.2, 81/186; 16/110.1; D15/144.1; 219/75, 219/227, 229, 121.16, 121.18  
See application file for complete search history.

(56) **References Cited**

**U.S. PATENT DOCUMENTS**

6,076,434 A \* 6/2000 Boukis ..... 81/165  
D436,813 S \* 1/2001 Kobayashi et al. .... D8/22

D445,656 S \* 7/2001 Ranieri et al. .... D8/22  
6,530,297 B2 \* 3/2003 McCann ..... 81/99  
6,851,338 B2 \* 2/2005 Wu ..... 81/170  
D507,163 S \* 7/2005 Hsien ..... D8/22  
8,276,484 B2 \* 10/2012 Huang ..... 81/165  
D681,409 S \* 5/2013 Macor ..... D8/22  
8,549,961 B2 \* 10/2013 Huang ..... 81/165

\* cited by examiner

*Primary Examiner* — Randall Gholson

(74) *Attorney, Agent, or Firm* — Alan Kamrath; Kamrath IP Lawfirm, P.A.

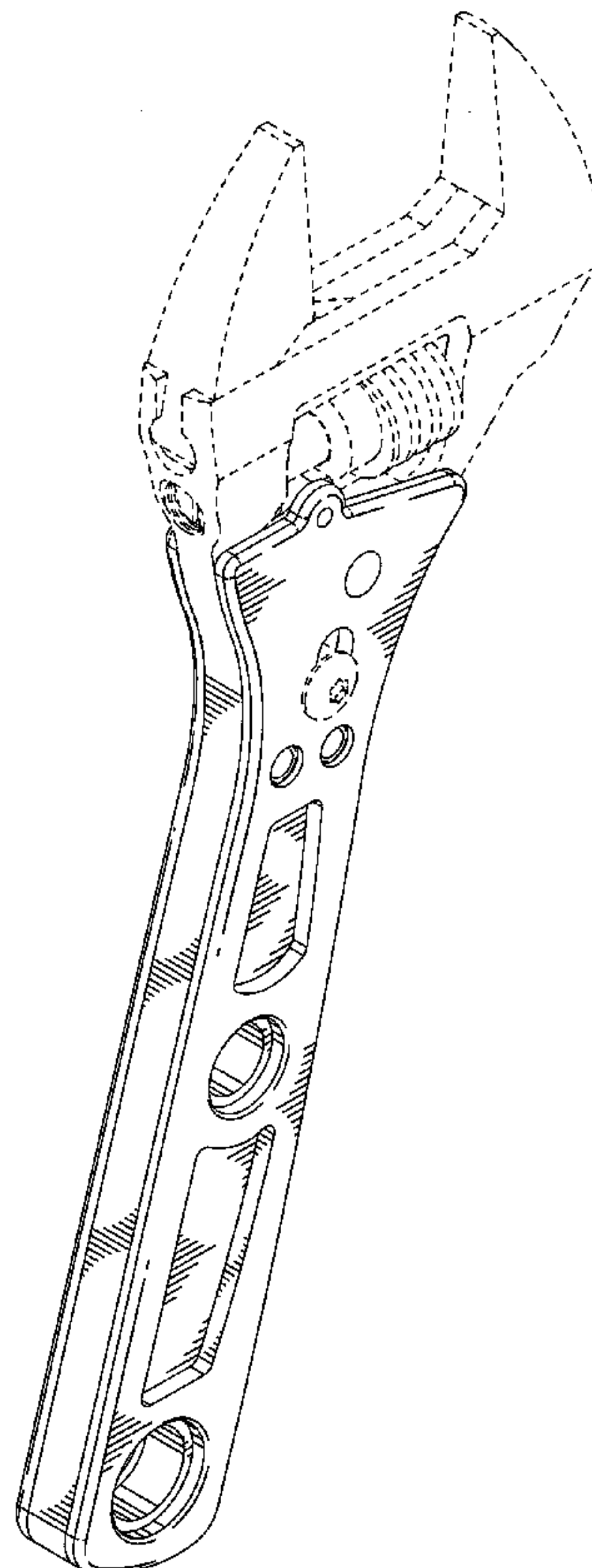
(57) **CLAIM**

The ornamental design for operating handle for tool, as shown and described.

**DESCRIPTION**

FIG. 1 is a perspective view of an operating handle for tool showing my new design;  
FIG. 2 is a front view thereof;  
FIG. 3 is a rear view thereof;  
FIG. 4 is a left view thereof;  
FIG. 5 is a right view thereof;  
FIG. 6 is a top view thereof; and,  
FIG. 7 is a bottom view thereof.  
The broken lines shown in the drawings illustrating portions of a wrench are included to demonstrate environmental structures and form no part of the claimed design.

**1 Claim, 5 Drawing Sheets**



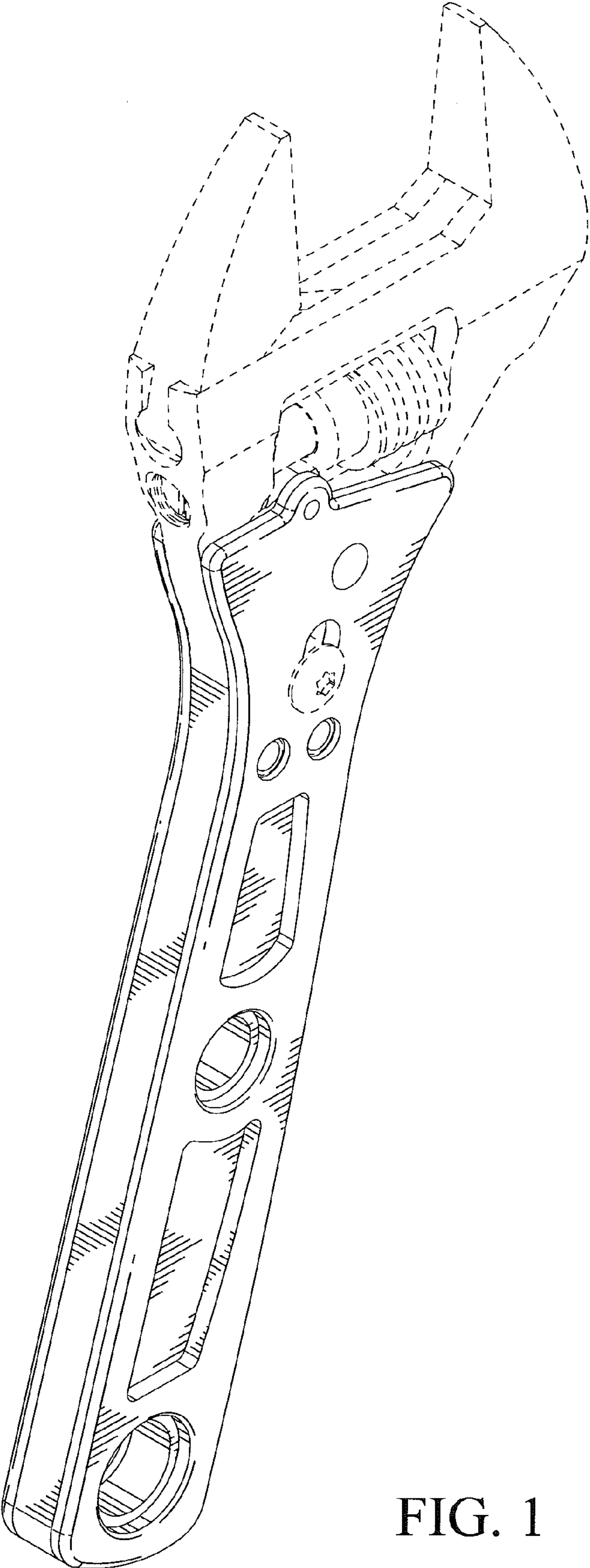


FIG. 1

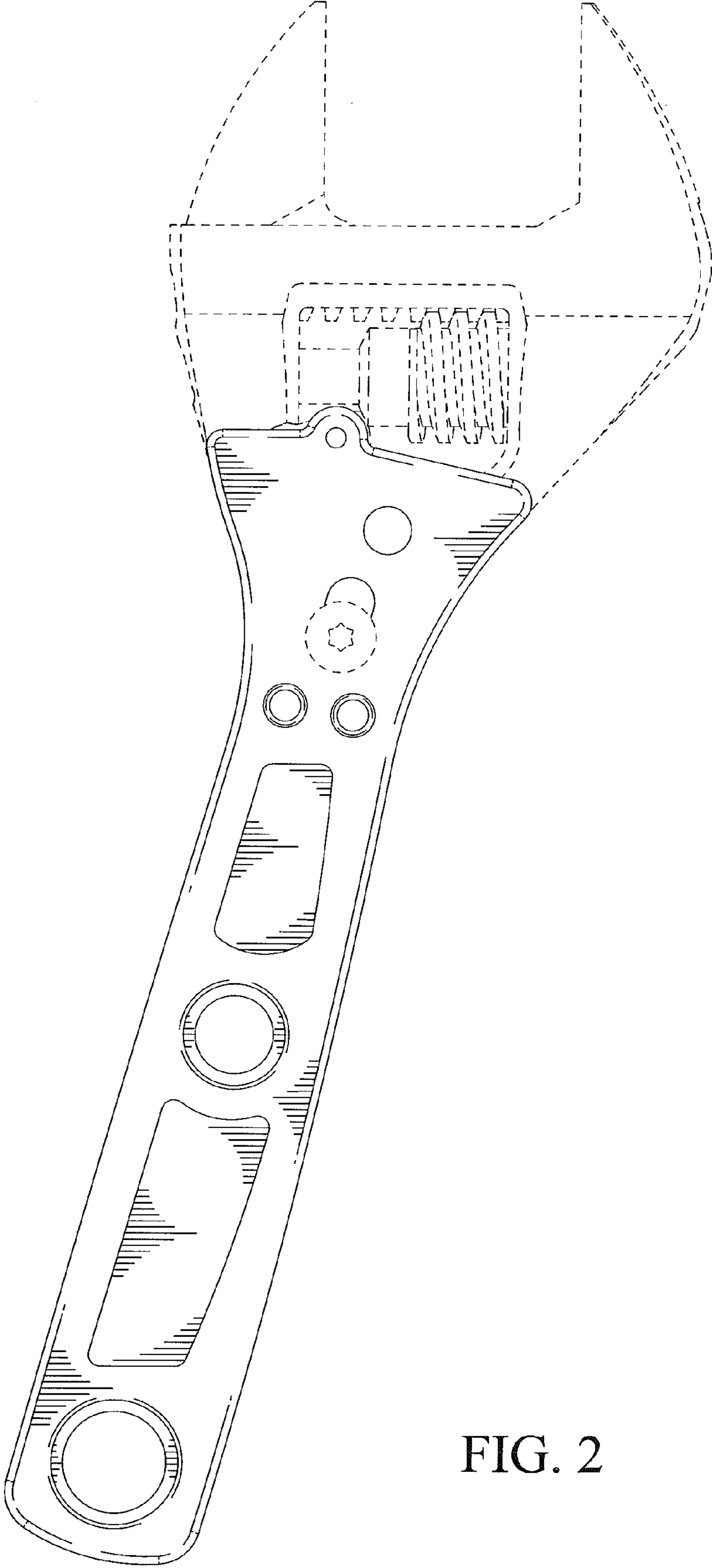


FIG. 2

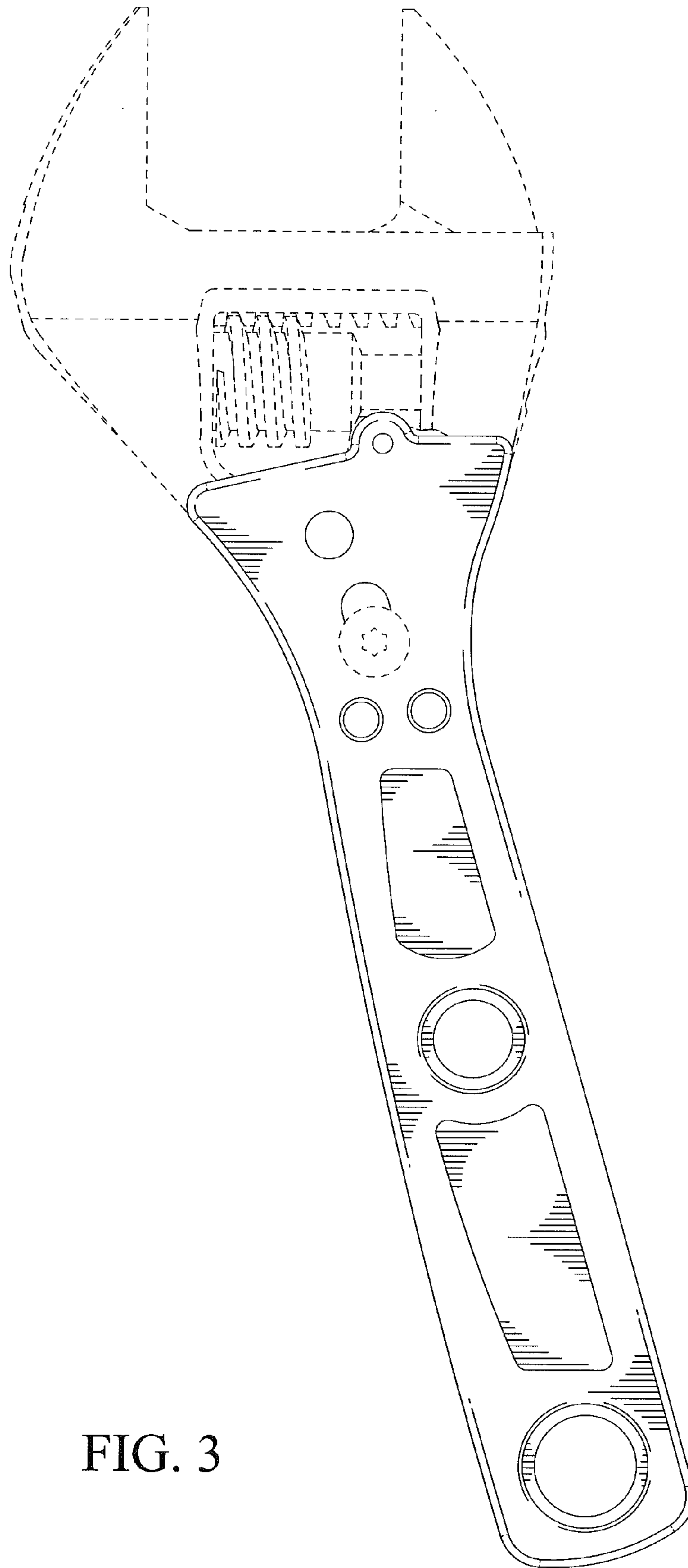


FIG. 3

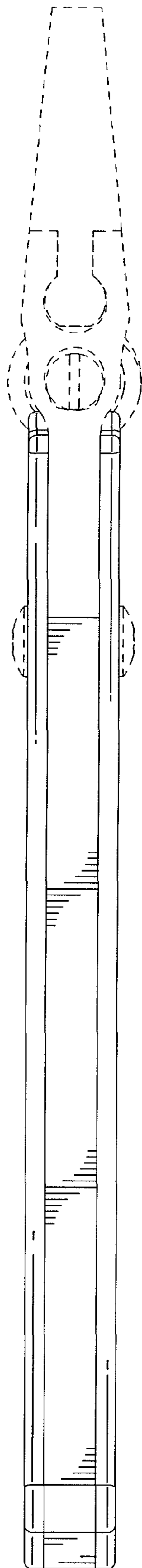


FIG. 4

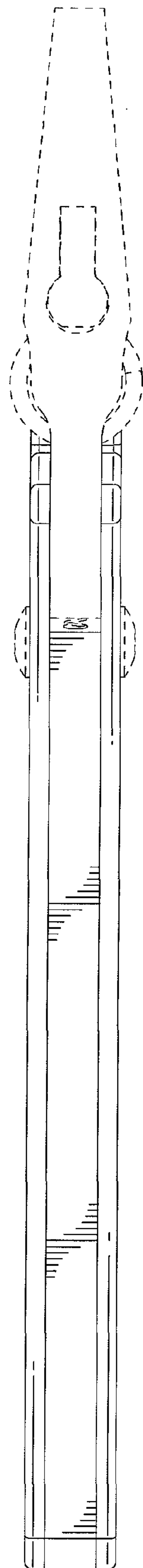


FIG. 5

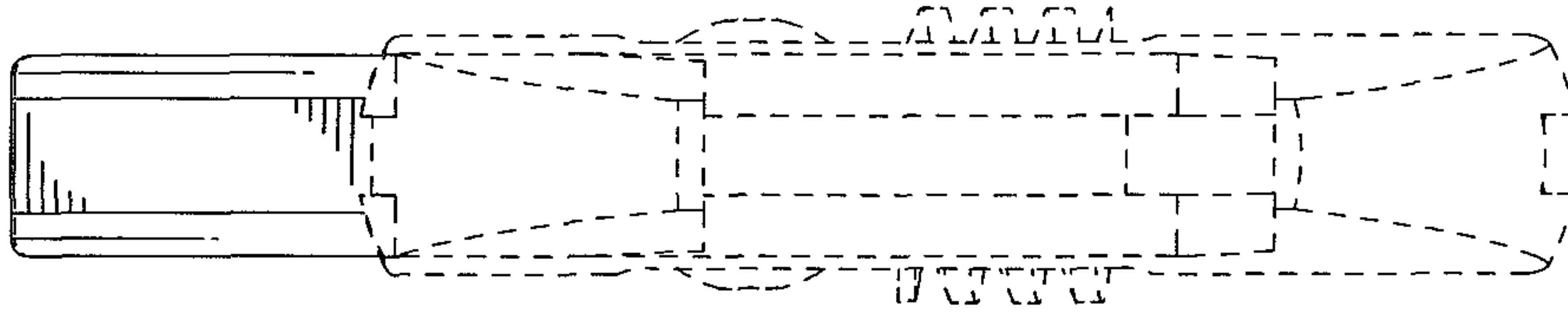


FIG. 6

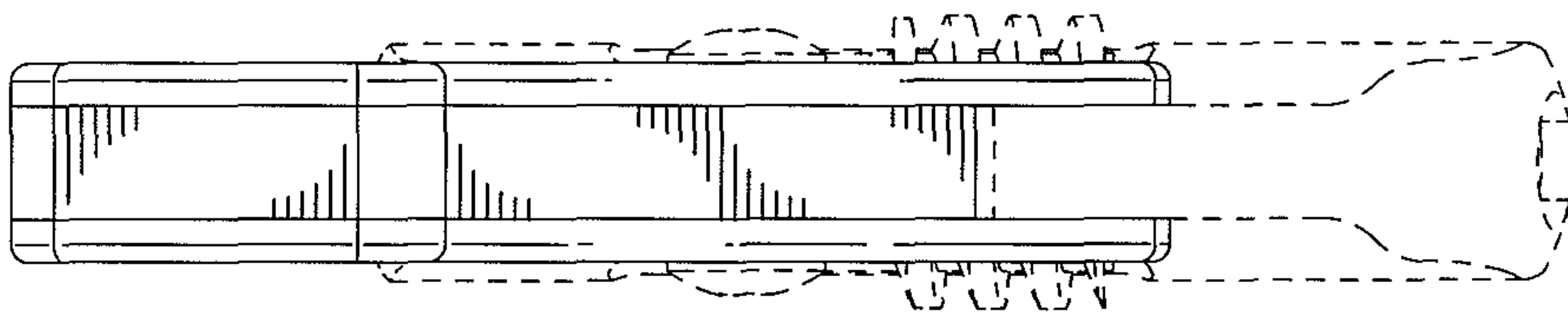


FIG. 7