



US00D707506S

(12) **United States Design Patent**  
**Masalin et al.**

(10) **Patent No.:** **US D707,506 S**  
(45) **Date of Patent:** **\*\* Jun. 24, 2014**

(54) **SCOOP**  
(71) Applicant: **Fiskars Brands Finland Oy Ab**, Billnäs (FI)  
(72) Inventors: **Petteri Masalin**, Helsinki (FI); **Vesa Korjus**, Lahti (FI); **Jouni Salojärvi**, Helsinki (FI); **Egon Missik**, Lahti (FI); **Pirkka Haimi**, Lahti (FI)  
(73) Assignee: **Fiskars Brands Finland Oy Ab**, Billnäs (FI)  
(\*\*) Term: **14 Years**

5,706,546 A \* 1/1998 Utley ..... 15/236.01  
D507,083 S \* 7/2005 Miller et al. .... D30/162  
7,025,397 B2 \* 4/2006 Simone ..... 81/45  
D519,794 S \* 5/2006 Roberts ..... D8/10  
D587,974 S \* 3/2009 Bagen ..... D8/10  
D638,267 S \* 5/2011 Hague ..... D8/10

\* cited by examiner

*Primary Examiner* — Sheryl Lane

(74) *Attorney, Agent, or Firm* — Foley & Lardner LLP

(21) Appl. No.: **29/440,367**  
(22) Filed: **Dec. 20, 2012**

(30) **Foreign Application Priority Data**  
Jul. 2, 2012 (EM) ..... 002066605-0004  
Jul. 2, 2012 (EM) ..... 002066605-0010

(51) **LOC (10) Cl.** ..... **08-01**  
(52) **U.S. Cl.**  
USPC ..... **D8/10**

(58) **Field of Classification Search**  
USPC ..... D8/1, 10; D30/162; D7/691; 294/49,  
294/176, 180, 56; 172/371  
See application file for complete search history.

(56) **References Cited**  
U.S. PATENT DOCUMENTS  
D254,705 S \* 4/1980 Whiteside ..... D8/10


(57) **CLAIM**  
We claim the ornamental design for a scoop, as shown and described.

**DESCRIPTION**


FIG. 1 is a front perspective view of an embodiment of the claimed design;  
FIG. 2 is a rear perspective view of the claimed design of FIG. 1;  
FIG. 3 is a front elevation view of the claimed design of FIG. 1;  
FIG. 4 is a rear elevation view of the claimed design of FIG. 1;  
FIG. 5 is a left side view of the claimed design of FIG. 1, the right side view is a mirror image of the left side view;  
FIG. 6 is a top view of the claimed design of FIG. 1; and,  
FIG. 7 is a bottom view of the claimed design of FIG. 1.  
The ornamental design which is claimed is shown in solid lines in the drawings. The broken lines in the drawings are for illustrative purposes only and form no part of the claimed design.

**1 Claim, 6 Drawing Sheets**

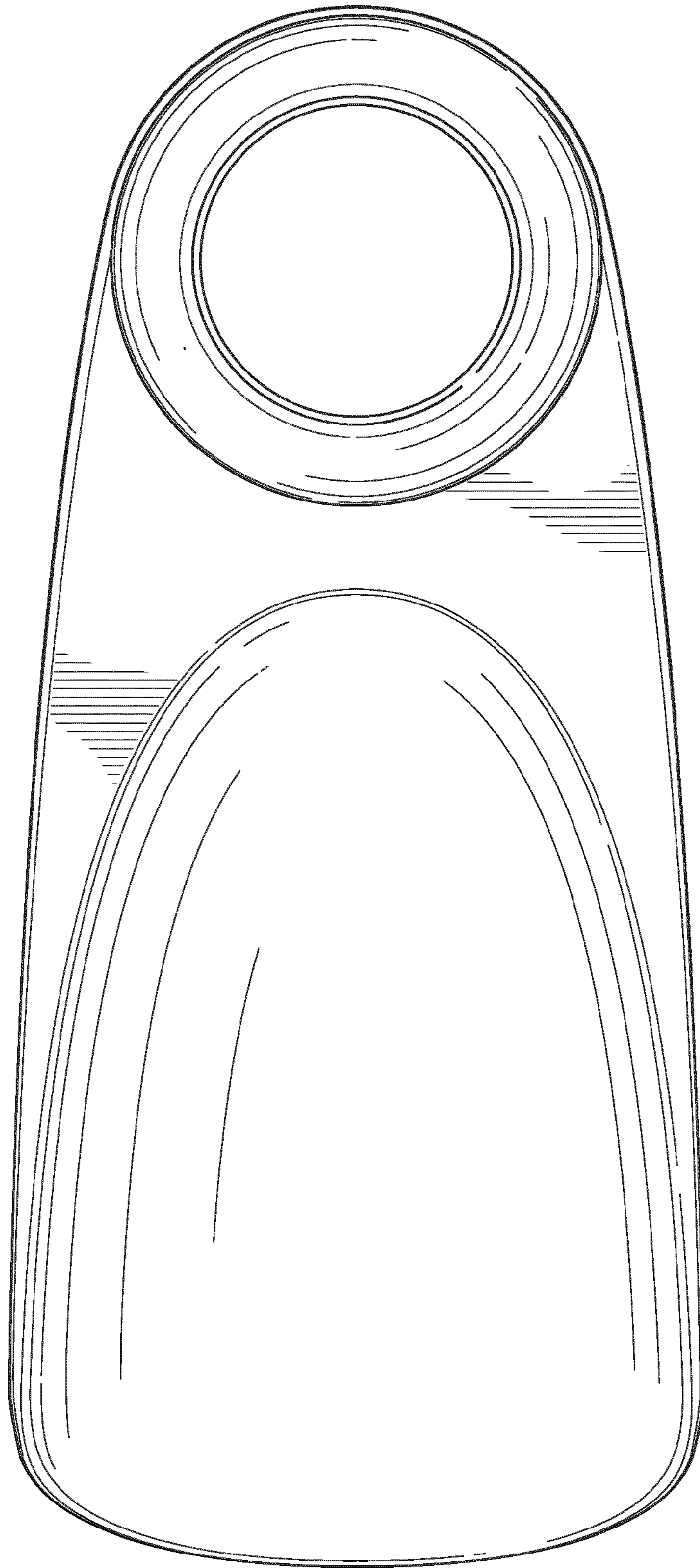





**FIG. 1**



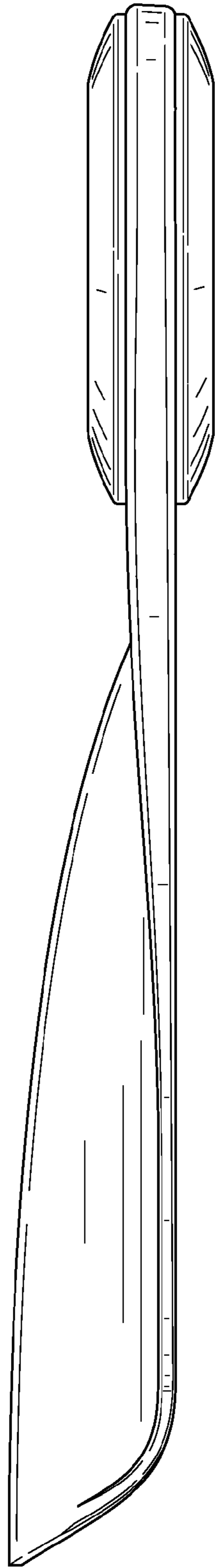
**FIG. 2**



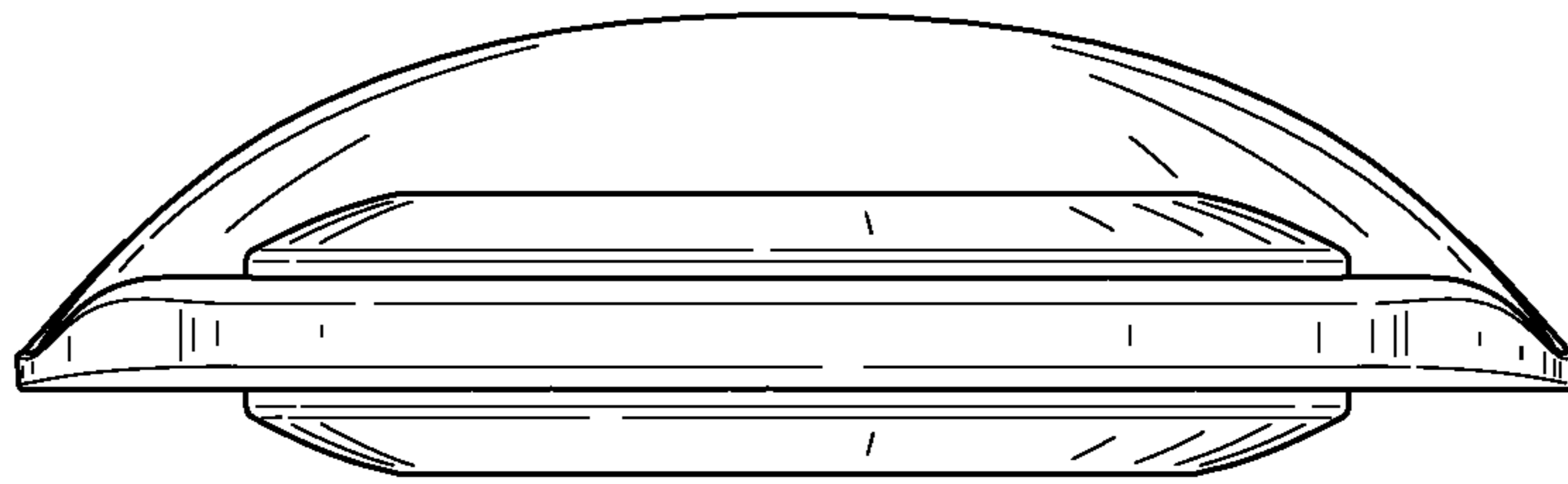
**FIG. 3**



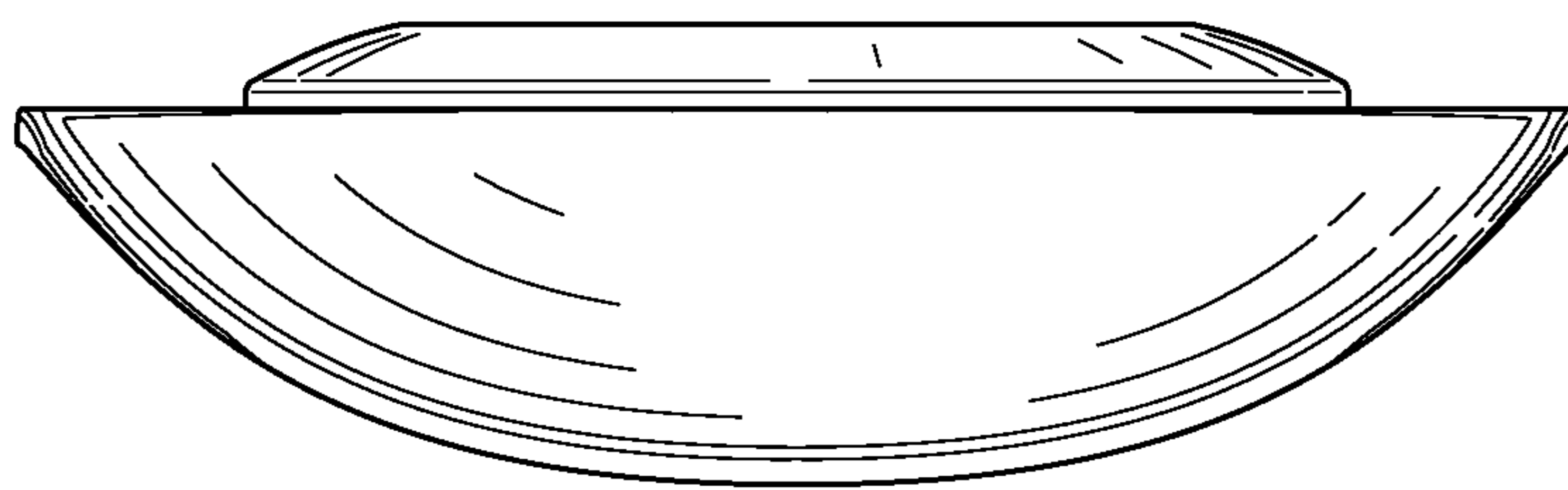
**FIG. 4**



**FIG. 5**



**FIG. 6**



**FIG. 7**