



US00D707504S

(12) **United States Design Patent**
Klosterman

(10) **Patent No.:** **US D707,504 S**
(45) **Date of Patent:** **** Jun. 24, 2014**

(54) **BENDABLE PLASTIC STRIP WITH INTERLOCKING END PORTIONS AND FORMING A SECTION OF A WATER RECEIVING BAND SURROUNDING A PLANT**

D353,767	S	*	12/1994	Due et al.	D9/711
5,809,690	A	*	9/1998	Due et al.	47/30
6,088,952	A	*	7/2000	Wilson	47/30
D430,616	S	*	9/2000	Rosenthal	D20/22
6,588,144	B1	*	7/2003	Staggs	47/30
D554,957	S	*	11/2007	Harvey	D8/1
8,333,032	B1	*	12/2012	Riley, Jr.	47/29.2
D675,492	S	*	2/2013	Art	D8/1
D676,722	S	*	2/2013	Clancy	D8/1

(71) Applicant: **James E. Klosterman**, Dayton, OH
(US)

(72) Inventor: **James E. Klosterman**, Dayton, OH
(US)

(**) Term: **14 Years**

(21) Appl. No.: **29/455,666**

(22) Filed: **May 23, 2013**

(51) **LOC (10) Cl.** **08-01**

(52) **U.S. Cl.**
USPC **D8/1**

(58) **Field of Classification Search**
USPC D8/1; D9/711, 430; 47/30
See application file for complete search history.

(56) **References Cited**

U.S. PATENT DOCUMENTS

1,548,682	A	*	8/1925	Gulin	47/30
3,472,133	A	*	10/1969	Ziehm, Jr.	404/7
D319,559	S	*	9/1991	Weiss	D8/1
5,106,662	A	*	4/1992	Khayat	428/23
D342,874	S	*	1/1994	Groves	D8/1
D347,170	S	*	5/1994	Due et al.	D9/711

* cited by examiner

Primary Examiner — Sheryl Lane

(74) *Attorney, Agent, or Firm* — Jacox, Meckstroth & Jenkins

(57) **CLAIM**

The ornamental design for a bendable plastic strip with interlocking end portions and forming a section of a water receiving band surrounding a plant, as shown and described.

DESCRIPTION

FIG. 1 is a plan view of a bendable plastic strip with interlocking end portions and forming a section of a water receiving band surrounding a plant and showing my new design; FIG. 2 is a side edge view thereof, the opposite side edge view being a mirror image; FIG. 3 is an end view thereof; and, FIG. 4 is an opposite end view thereof. The strip is shown with a symbolic break in its length. The appearance of any portion of the article between the break lines forms no part of the claimed design.

1 Claim, 2 Drawing Sheets

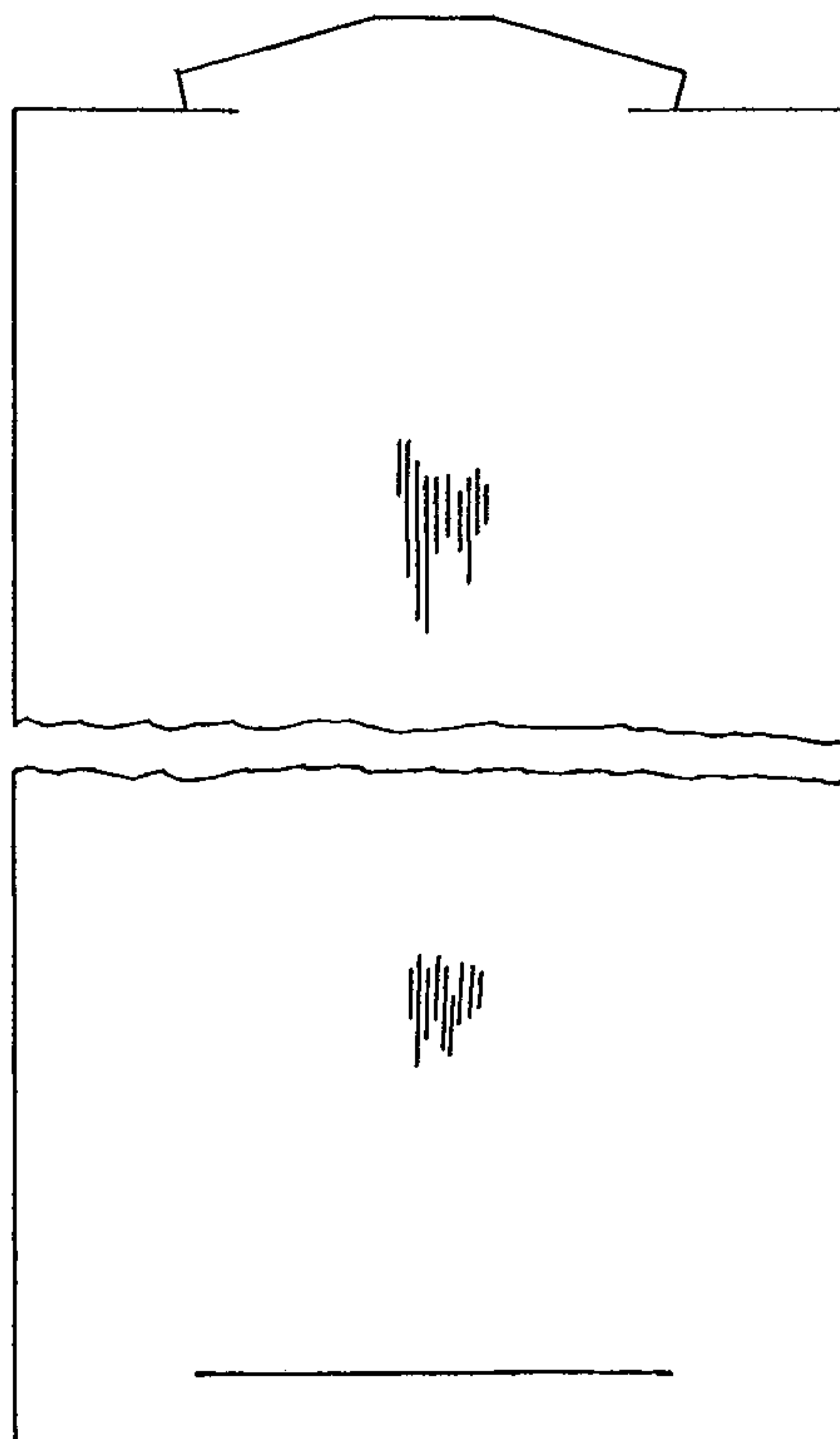


FIG. 1

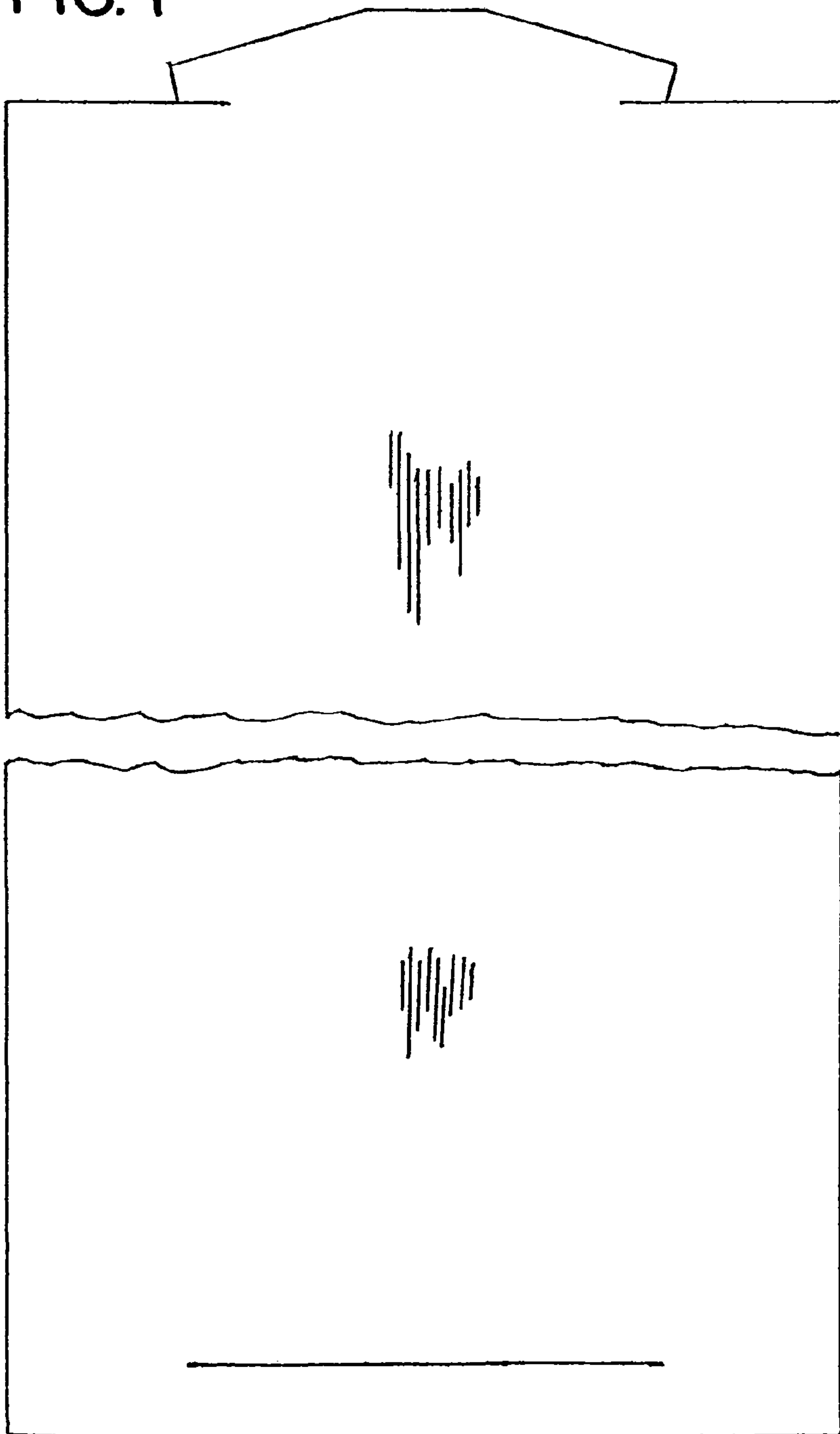


FIG. 2



FIG. 3




FIG. 4

