



US00D707499S

(12) **United States Design Patent**
Murray

(10) **Patent No.:** **US D707,499 S**
(45) **Date of Patent:** **** Jun. 24, 2014**

- (54) **POUCH**
- (75) Inventor: **R. Charles Murray**, Sarasota, FL (US)
- (73) Assignee: **Pouch Pac Innovations, LLC**, Sarasota, FL (US)
- (**) Term: **14 Years**
- (21) Appl. No.: **29/416,767**
- (22) Filed: **Mar. 27, 2012**
- (51) **LOC (10) Cl.** **07-06**
- (52) **U.S. Cl.**
USPC **D7/624.2; D9/710**
- (58) **Field of Classification Search**
USPC D7/624.1–624.3, 605–607, 625, 699,
D7/505, 305, 638, 643; D9/708, 521, 710,
D9/699, 448, 703, 705; 22/92; 4/310;
215/230, 200, 229, 393; 206/219;
383/104, 50, 38, 113, 33; 604/410,
604/416; 426/114, 122, 86; D8/18; 7/151
See application file for complete search history.

D425,409 S *	5/2000	Gilliam	D7/709
6,076,968 A *	6/2000	Smith et al.	383/202
6,164,825 A *	12/2000	Larkin et al.	383/104
D474,682 S *	5/2003	Berman	D9/708
D557,614 S *	12/2007	Murray	D9/708
D581,808 S *	12/2008	Schwartz	D9/708
D656,038 S *	3/2012	Molayem	D9/708
D686,088 S *	7/2013	Murray	D9/708

* cited by examiner

Primary Examiner — Ian Simmons
Assistant Examiner — Eleni Aldridge
(74) *Attorney, Agent, or Firm* — Gifford, Krass, Sprinkle,
Anderson & Citkowski, P.C.

(57) **CLAIM**
The ornamental design for a pouch, as shown and described.

DESCRIPTION

FIG. 1 is a perspective view of the front of the pouch taken at an angle;
FIG. 2 is an elevational view of the front of the pouch;
FIG. 3 is a side view of the pouch;
FIG. 4 is a perspective view of the top of the pouch; and,
FIG. 5 is a perspective view of the bottom of the pouch.
The broken line showing of a top is included for the purpose of illustrating portions of the article that form no part of the claimed design.

1 Claim, 3 Drawing Sheets

- (56) **References Cited**
U.S. PATENT DOCUMENTS
D304,546 S * 11/1989 Cattach D9/708
D364,557 S * 11/1995 Linner D9/699
D392,559 S * 3/1998 Smith et al. D9/710
D409,481 S * 5/1999 Smith et al. D9/697

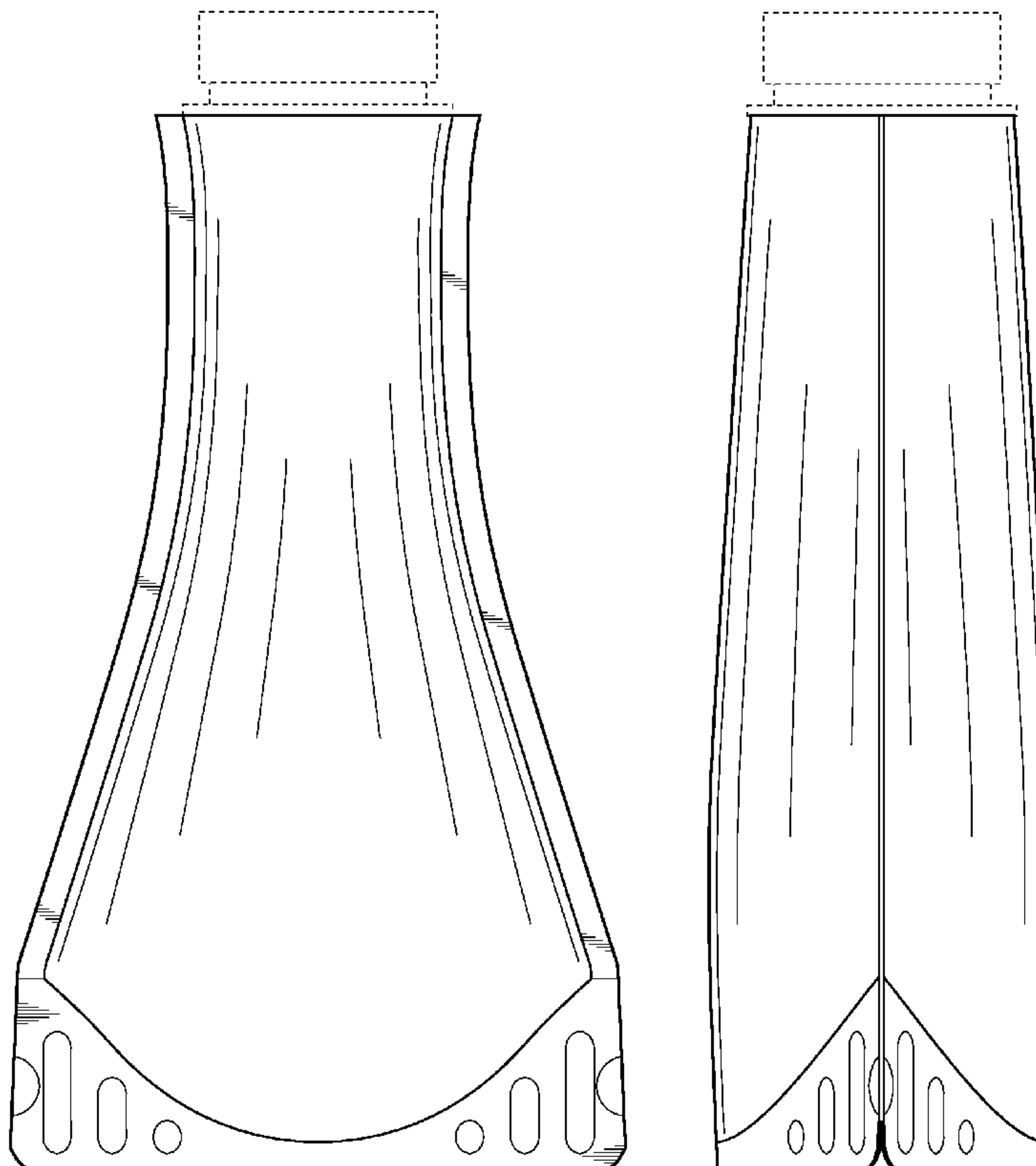




FIG. 1

FIG. 3

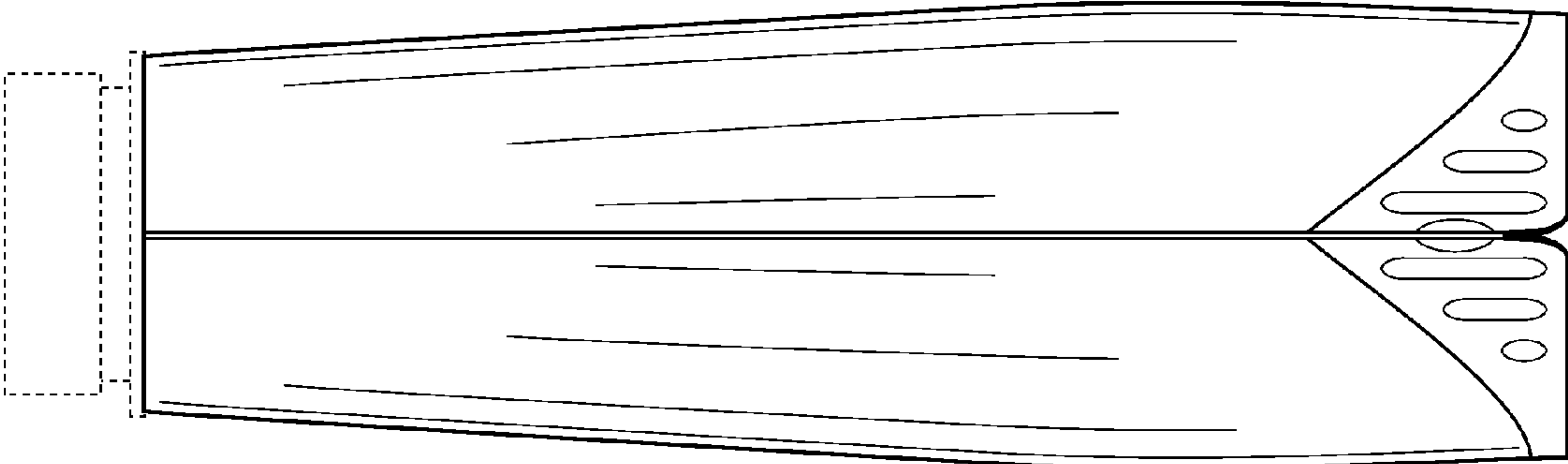
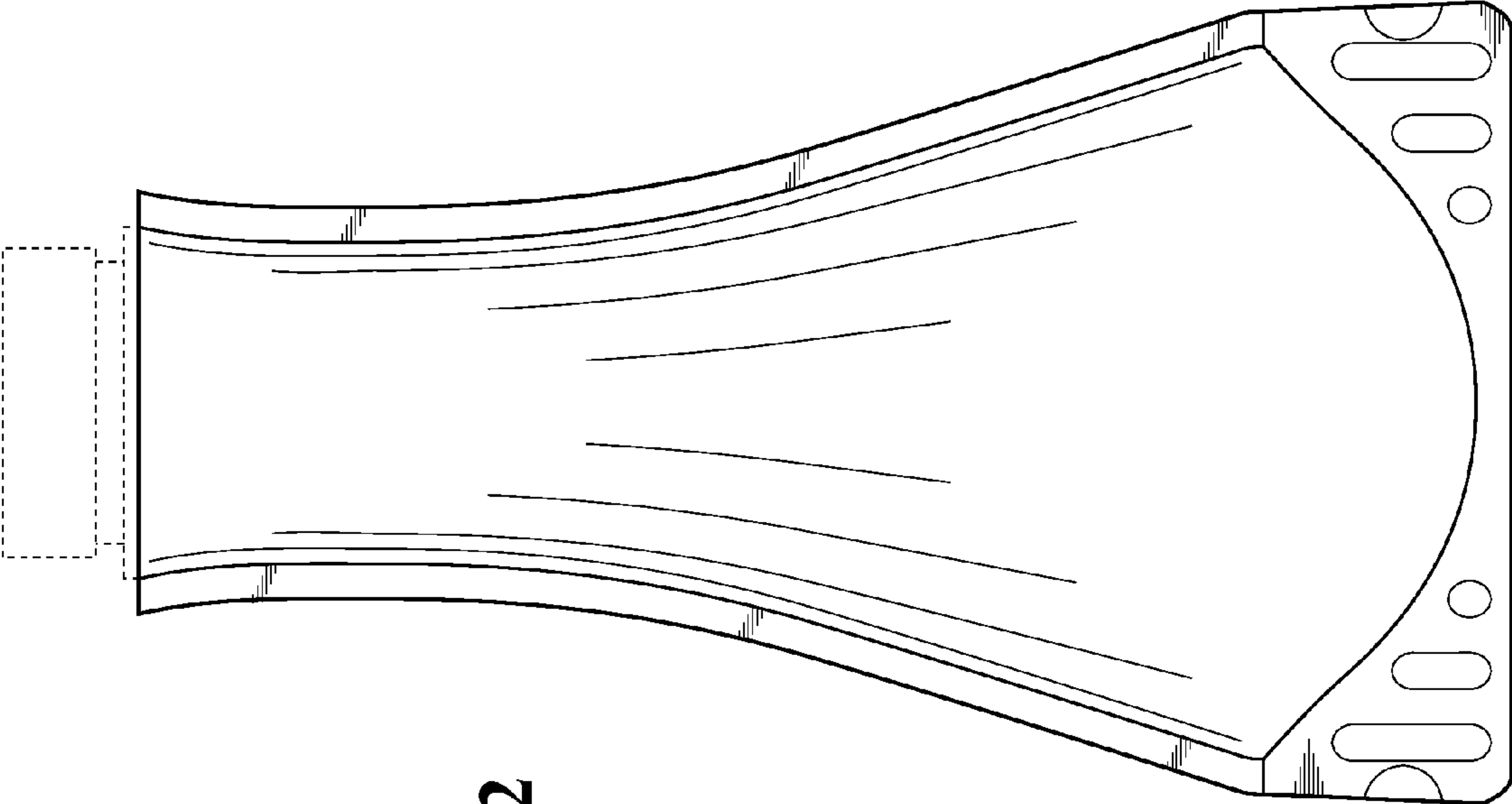


FIG. 2



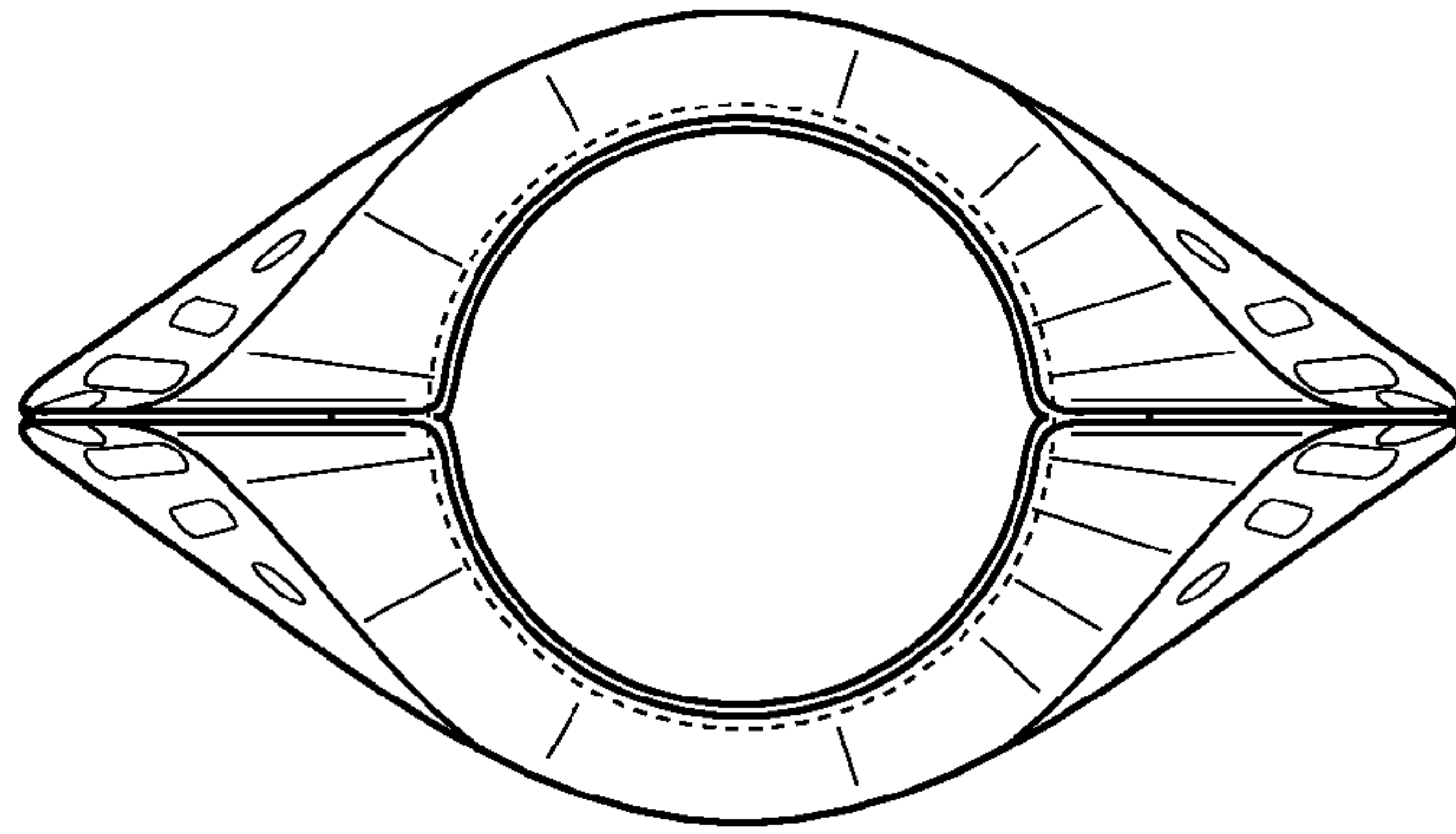


FIG. 4

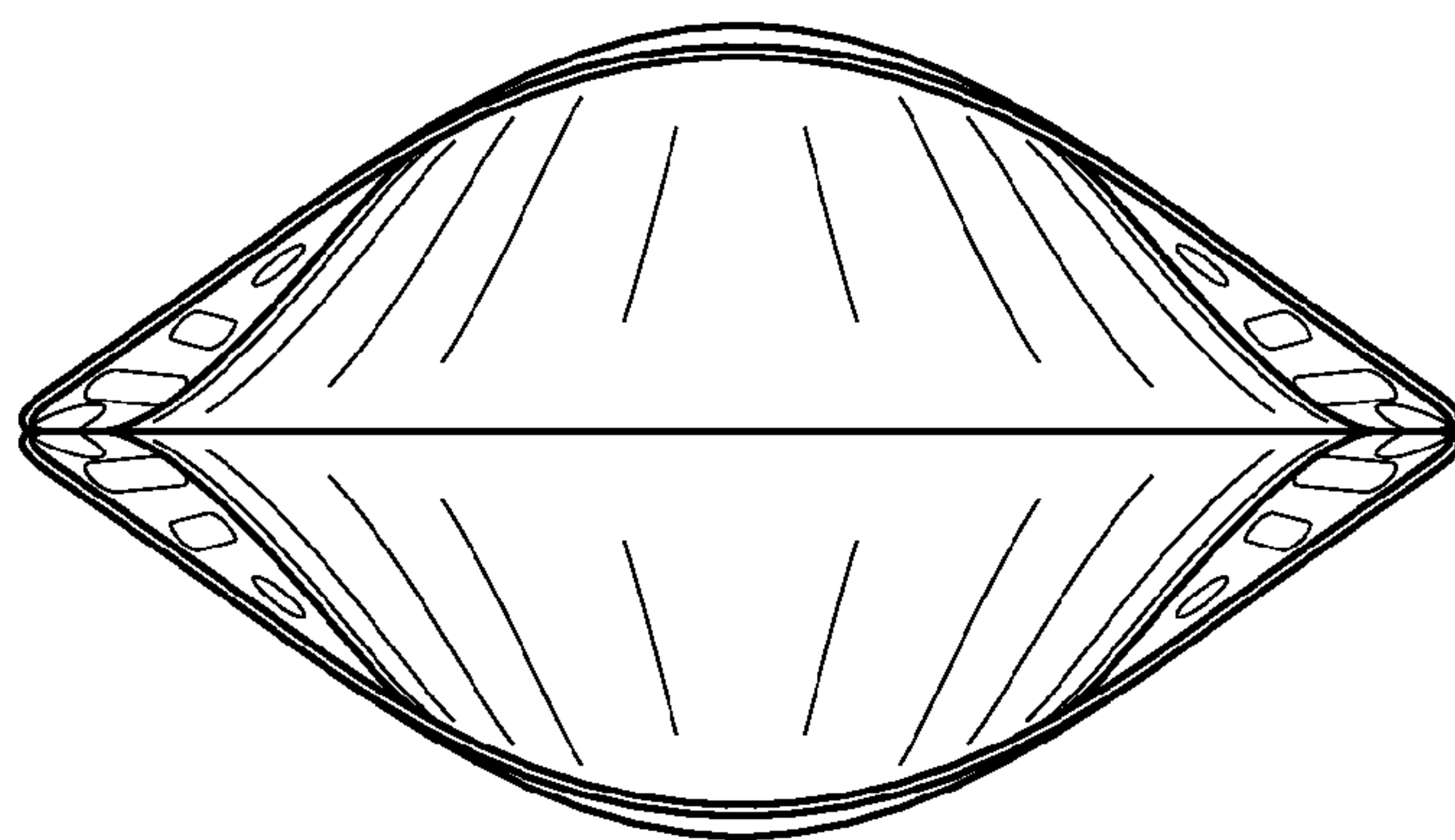


FIG. 5