



US00D707494S

(12) **United States Design Patent**  
**Weber**

(10) **Patent No.:** **US D707,494 S**

(45) **Date of Patent:** **\*\* Jun. 24, 2014**

(54) **EGG HOLDER**

(71) Applicant: **Koziol ideas for friends GmbH**,  
Erbach/Odenwald (DE)

(72) Inventor: **Sandra Weber**, Bad Koenig (DE)

(73) Assignee: **Koziol Ideas for Friends GmbH**,  
Erbach/Odenwald (DE)

(\*\*) Term: **14 Years**

(21) Appl. No.: **29/448,602**

(22) Filed: **Mar. 13, 2013**

(30) **Foreign Application Priority Data**

Sep. 18, 2012 (DE) ..... 40 2012 004 247

(51) **LOC (10) Cl.** ..... **07-01**

(52) **U.S. Cl.**  
USPC ..... **D7/576; D7/555; D7/570; D7/566**

(58) **Field of Classification Search**  
USPC ..... D7/555, 587, 557, 584, 586, 582, 550.1,  
D7/552.2, 553.2, 553.4-554.4, 500, 501,  
D7/505, 558, 357, 576, 503, 610, 611;  
D6/309; D30/123; D9/424;  
220/574-575, 751, 23.4, 556, 501

See application file for complete search history.

(56) **References Cited**

U.S. PATENT DOCUMENTS

D38,950 S *	12/1907	Anderson	.....	D7/555
D111,504 S *	9/1938	Bennett	.....	D7/557
D115,398 S *	6/1939	Heath	.....	D7/555
D170,663 S *	10/1953	Smith	.....	D7/611
D196,315 S *	9/1963	Corey	.....	D7/549
D235,576 S *	6/1975	Fink	.....	D7/501
D271,651 S *	12/1983	Knutson	.....	D7/570
D280,482 S *	9/1985	Knutson	.....	D7/570
D422,843 S *	4/2000	Rashid	.....	D7/555
D452,950 S *	1/2002	Bergkvist	.....	D7/584
D684,430 S *	6/2013	Holder et al.	.....	D7/555
D692,726 S *	11/2013	Kinney	.....	D7/562
D696,072 S *	12/2013	Hsu	.....	D7/505

\* cited by examiner

*Primary Examiner* — Susan Bennett Hattan

*Assistant Examiner* — Brett Miller

(74) *Attorney, Agent, or Firm* — Michael J. Striker


(57) **CLAIM**

The ornamental design for an egg holder, as shown and described.

**DESCRIPTION**

FIG. 1 is a front perspective view of an egg holder showing my new design;  
FIG. 2 is a side view thereof;  
FIG. 3 is an opposite side view of FIG. 2 thereof;  
FIG. 4 is a front view thereof;  
FIG. 5 is a rear view thereof;  
FIG. 6 is a top plan view thereof; and,  
FIG. 7 is a bottom plan view thereof.

**1 Claim, 5 Drawing Sheets**






FIG. 1

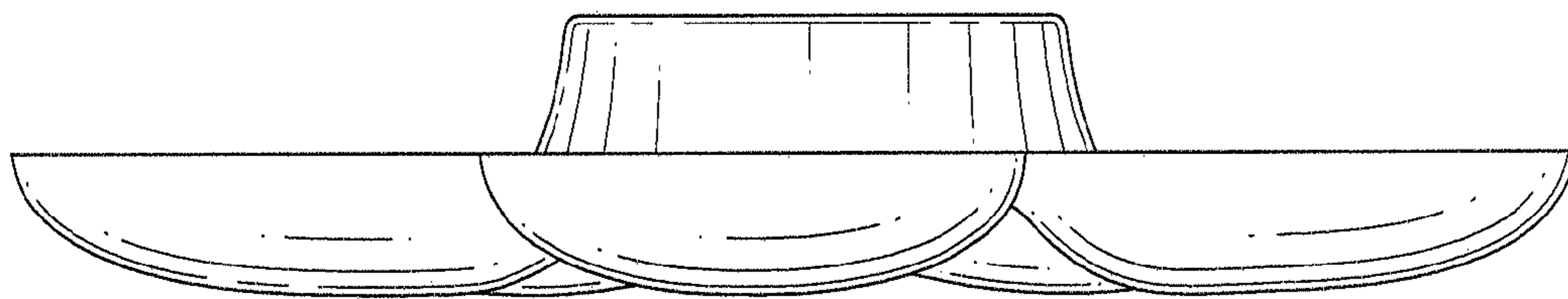


FIG. 2

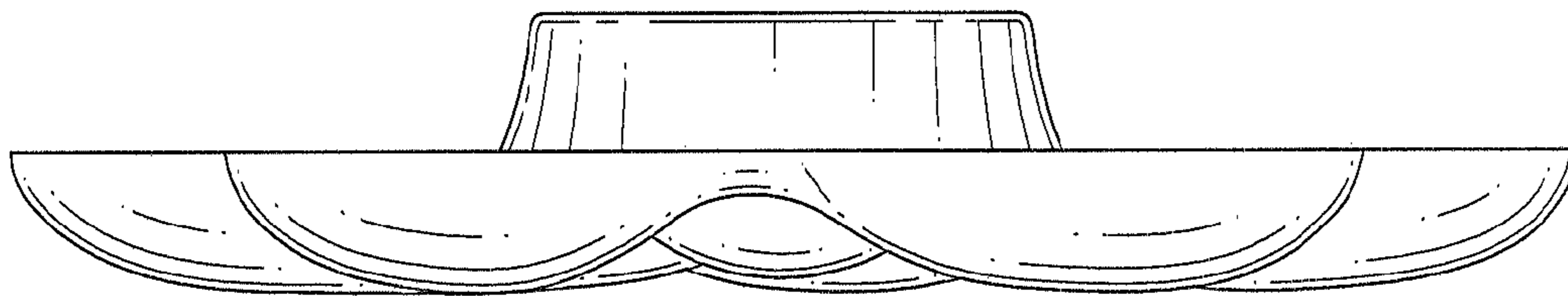


FIG. 3

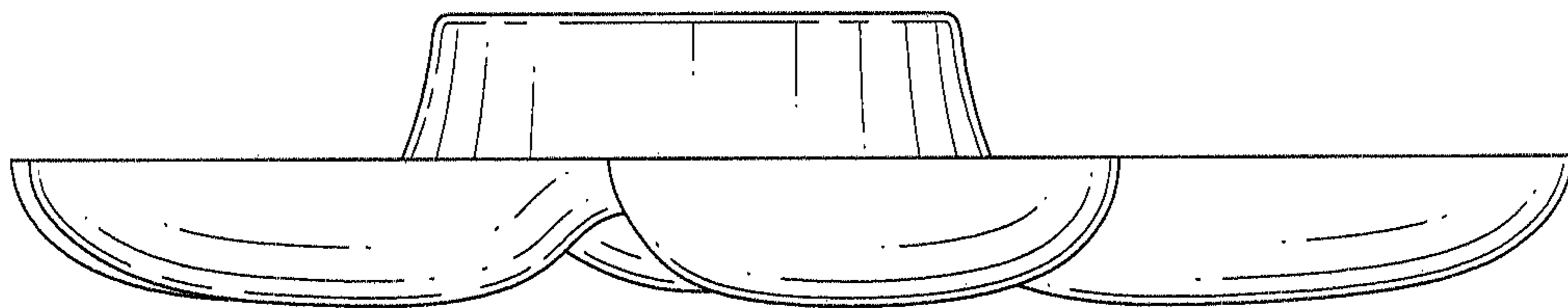


FIG. 4

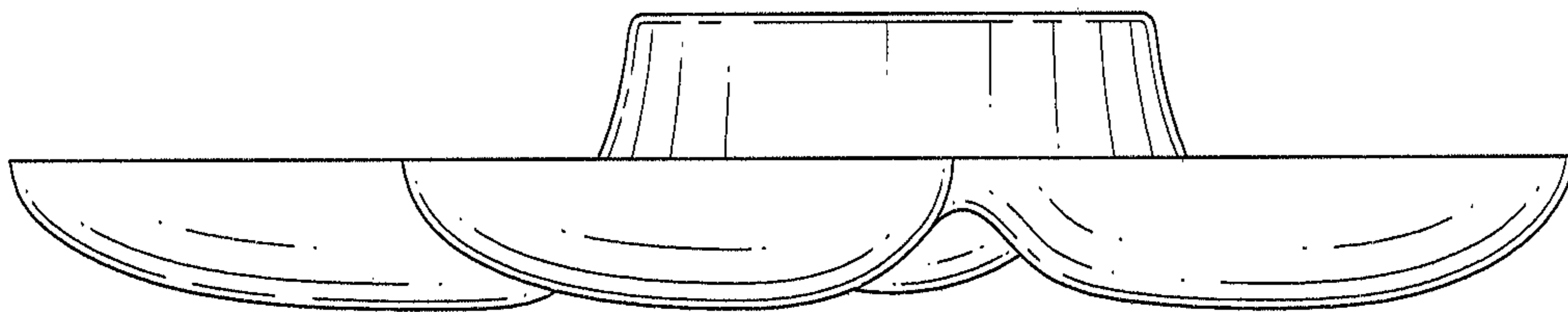


FIG. 5




FIG. 6




FIG. 7