



US00D707493S

(12) **United States Design Patent**  
**Frei**

(10) **Patent No.:** **US D707,493 S**  
(45) **Date of Patent:** **\*\* Jun. 24, 2014**

(54) **TRAY**

(56)

**References Cited**

(71) Applicant: **Koziol ideas for friends GmbH,**  
Erbach/Odenwald (DE)

(72) Inventor: **Tanja Frei,** Michelsstadt (DE)

(73) Assignee: **Koziol Ideas for Friends GmbH,**  
Erbach/Odenwald (DE)

(\*\*) Term: **14 Years**

(21) Appl. No.: **29/448,595**

(22) Filed: **Mar. 13, 2013**

(30) **Foreign Application Priority Data**

Sep. 18, 2012 (DE) ..... 40 2012 004 247

(51) **LOC (10) Cl.** ..... **07-01**

(52) **U.S. Cl.**  
USPC ..... **D7/558**

(58) **Field of Classification Search**  
CPC ..... A47G 19/02; A47G 19/022; A47G 19/03  
USPC ..... D7/555, 587, 557, 584, 586, 582, 550.1,  
D7/552.2, 553.2, 553.4-554.4, 500, 501,  
D7/505, 558; D6/309; D30/123; D9/424;  
220/574-575

See application file for complete search history.

U.S. PATENT DOCUMENTS

D211,532 S *	6/1968	Ashton	.....	D7/553.8
D272,212 S *	1/1984	Daenen et al.	.....	D7/505
D421,549 S *	3/2000	Hints	.....	D7/555
D441,258 S *	5/2001	Spiegelman	.....	D7/558
D443,479 S *	6/2001	Indekeu	.....	D7/566
D444,350 S *	7/2001	Indekeu	.....	D7/566
D556,516 S *	12/2007	Dien	.....	D7/558
D577,962 S *	10/2008	Bauer et al.	.....	D7/558
D614,002 S *	4/2010	Heap	.....	D7/610
D618,512 S *	6/2010	Kimmel	.....	D7/554.2
D636,637 S *	4/2011	Lupkes et al.	.....	D7/558
D658,011 S *	4/2012	Goode et al.	.....	D7/610
D664,010 S *	7/2012	Goode et al.	.....	D7/610

\* cited by examiner

*Primary Examiner* — Eric Goodman

*Assistant Examiner* — Brett Miller

(74) *Attorney, Agent, or Firm* — Michael J. Striker


(57) **CLAIM**

The ornamental design for a tray, as shown and described.

**DESCRIPTION**

FIG. 1 is a front perspective view of a tray showing me new design;  
FIG. 2 is a front view thereof;  
FIG. 3 is a rear view thereof;  
FIG. 4 is a left side view thereof which is a mirror image of the opposite side thereof;  
FIG. 5 is a top view thereof;  
FIG. 6 is a bottom view thereof; and,  
FIG. 7 is a bottom perspective view thereof.

**1 Claim, 7 Drawing Sheets**






FIG. 1




FIG.2

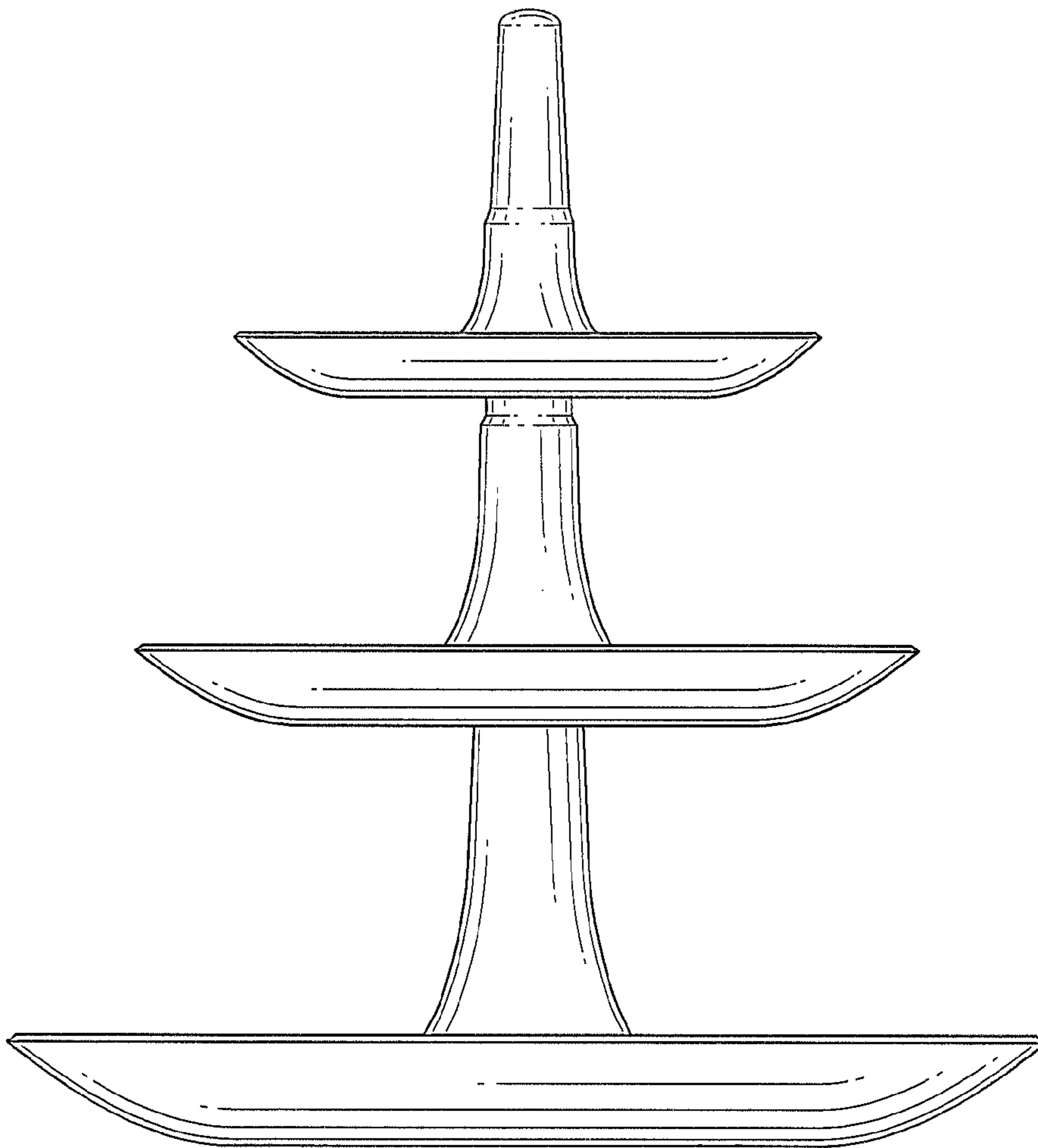


FIG. 3




FIG.4

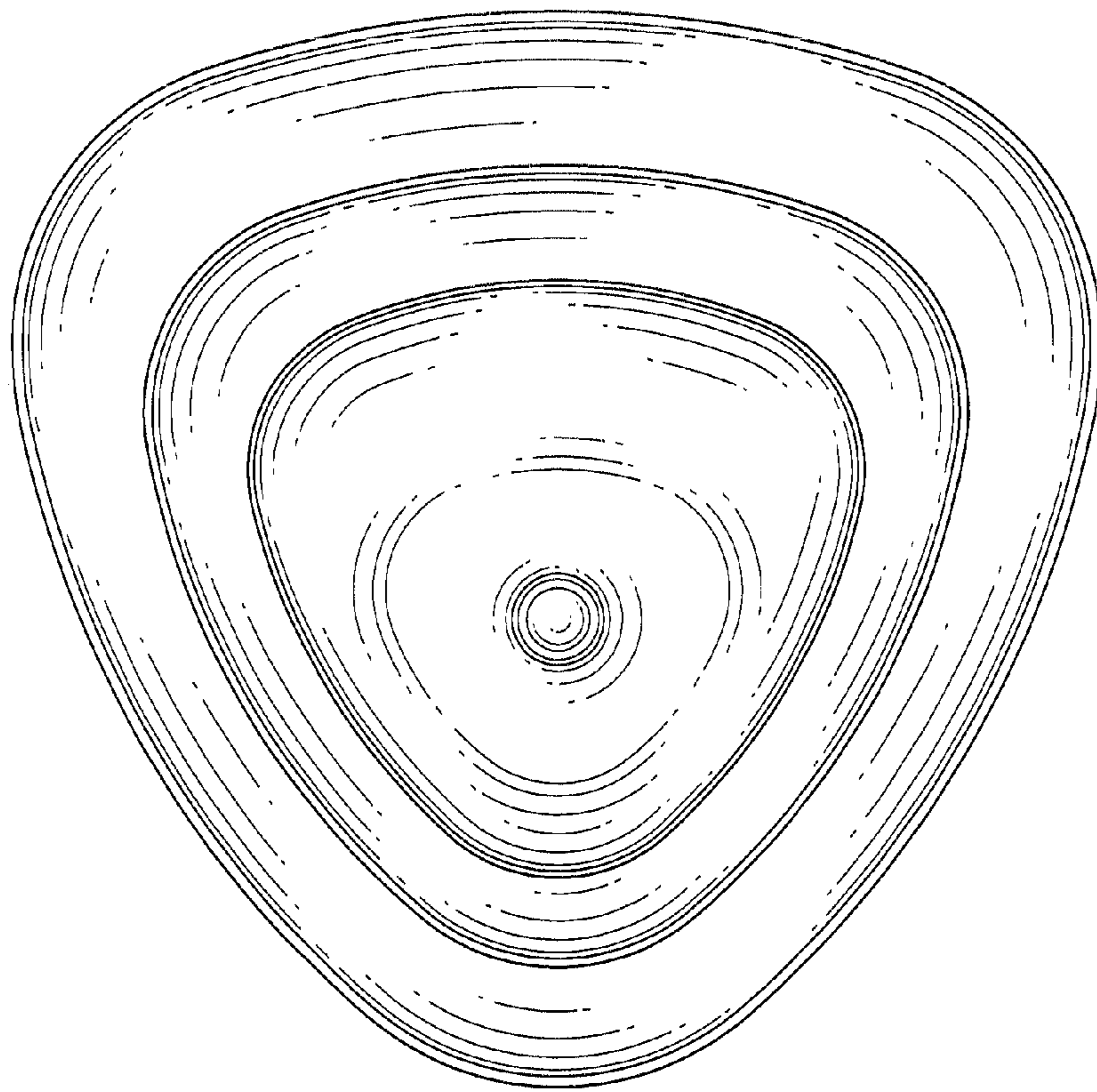


FIG.5



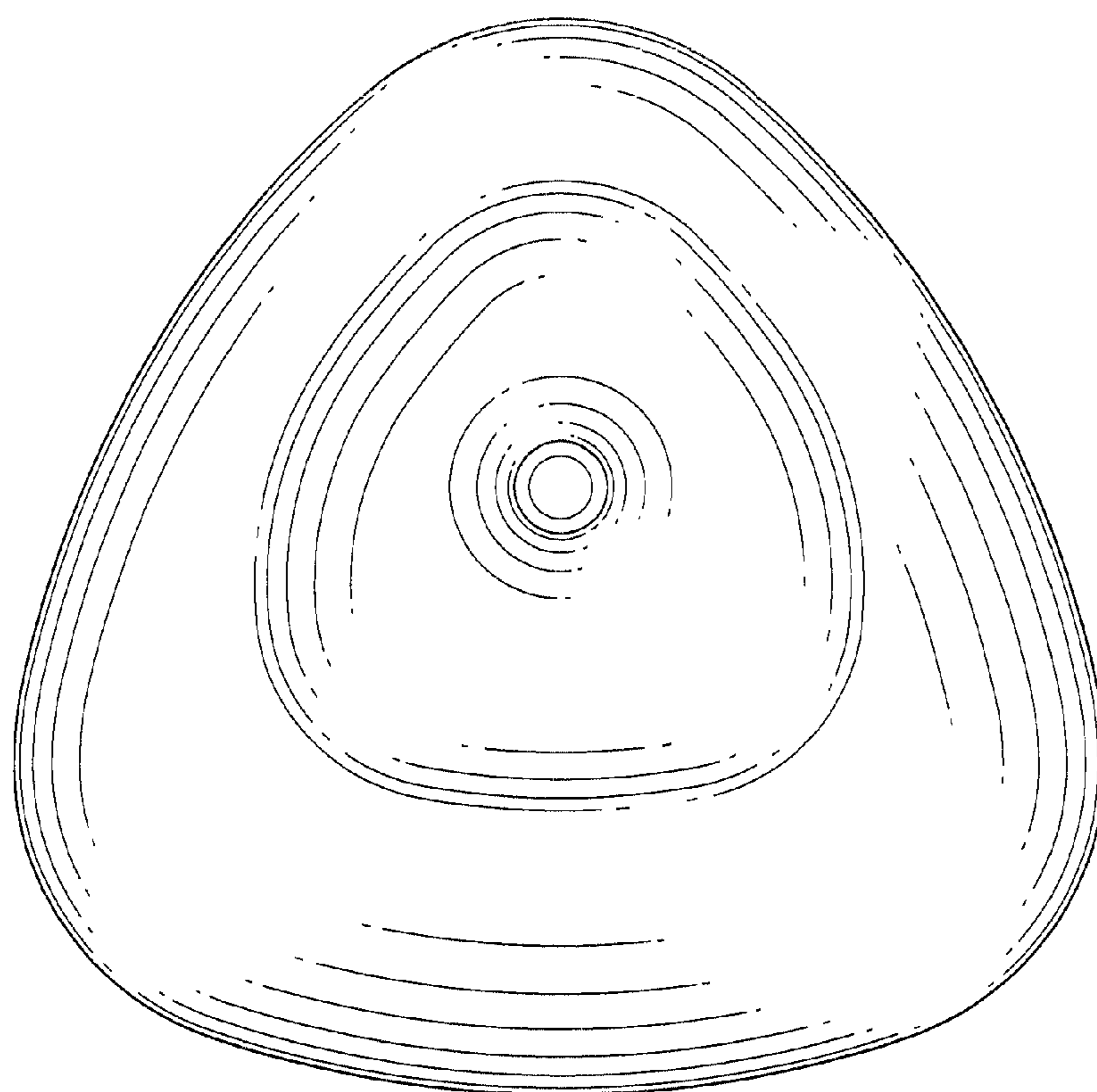


FIG. 6

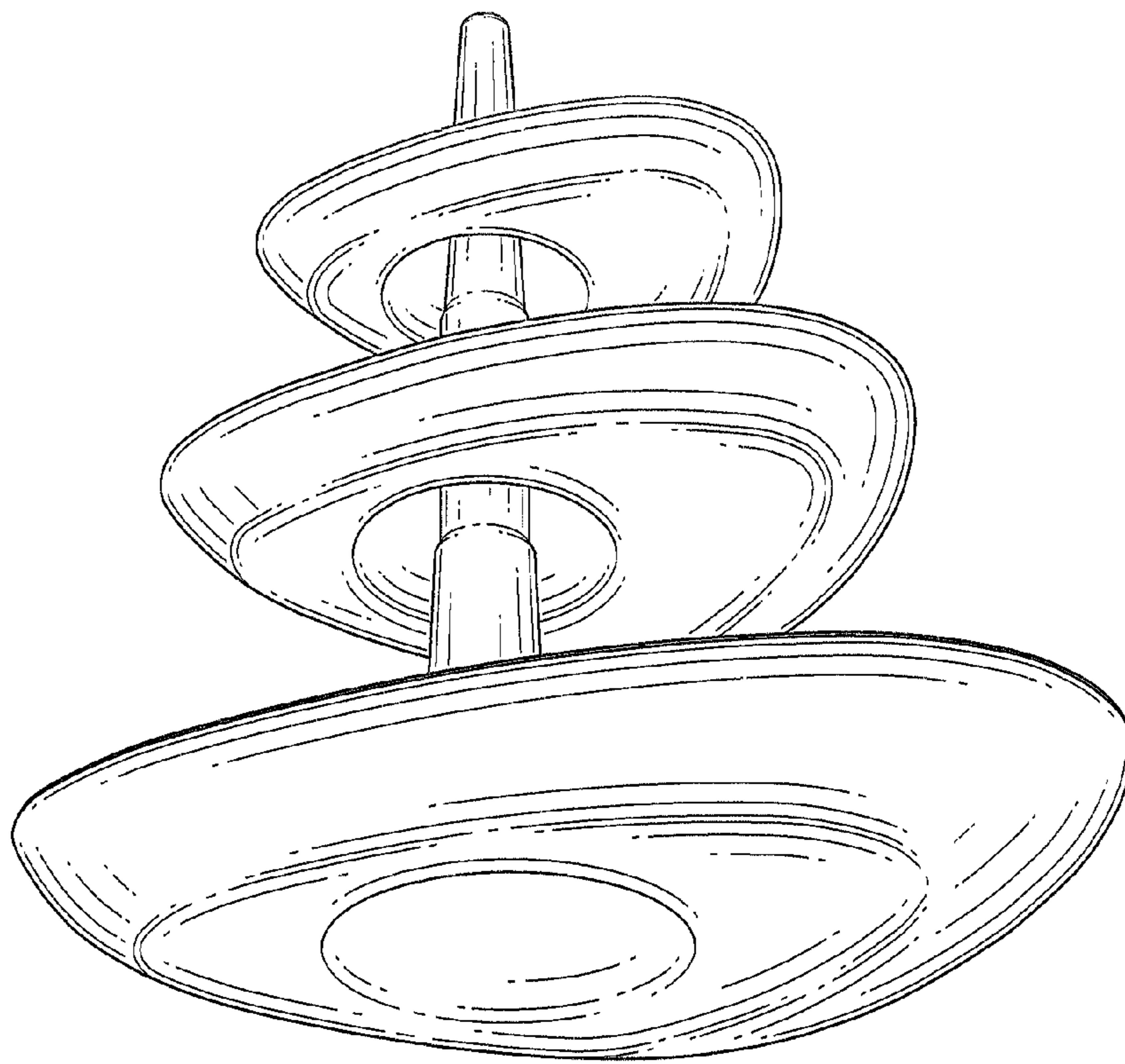


FIG.7