



US00D707476S

(12) **United States Design Patent**  
**Sawhney et al.**

(10) **Patent No.:** **US D707,476 S**  
(45) **Date of Patent:** **\*\* Jun. 24, 2014**

- (54) **MUSICAL INSTRUMENT STAND**
- (75) Inventors: **Ravi Kumar Sawhney**, Thousand Oaks, CA (US); **Lance G Hussey**, Thousand Oaks, CA (US)
- (73) Assignee: **RKS Design, Inc.**, Thousand Oaks, CA (US)
- (\*\*) Term: **14 Years**
- (21) Appl. No.: **29/421,342**
- (22) Filed: **Jul. 6, 2012**
- (51) **LOC (10) Cl.** ..... **06-04**
- (52) **U.S. Cl.**  
USPC ..... **D6/682.4**
- (58) **Field of Classification Search**  
USPC ..... D6/495, 396, 429, 449, 450, 453-469;  
211/1, 2, 13.1, 44, 45, 72, 85.2, 85.6,  
211/85.8, 85.14, 85.31, 86.01, 189;  
D14/447; D17/20; 84/327; 248/166  
See application file for complete search history.

(56) **References Cited**

**U.S. PATENT DOCUMENTS**

D265,873	S	*	8/1982	Smith	.....	D6/429
D334,479	S	*	4/1993	Glick	.....	D6/310
D394,160	S	*	5/1998	Yarbrough	.....	D6/310
D470,149	S	*	2/2003	West	.....	D14/447
D482,904	S	*	12/2003	Slaymaker	.....	D6/466
D557,329	S	*	12/2007	Lippert	.....	D17/20
7,514,616	B2	*	4/2009	Sawhney	.....	84/327

D596,875	S	*	7/2009	Small et al.	.....	D6/466
D627,990	S	*	11/2010	Shea	.....	D6/468
D636,397	S	*	4/2011	Green	.....	D14/447
D659,147	S	*	5/2012	Hu et al.	.....	D14/447
2008/0028912	A1	*	2/2008	Sawhney	.....	84/327
2009/0183621	A1	*	7/2009	Cianfriglia	.....	84/327
2009/0188372	A1	*	7/2009	Sawhney	.....	84/327
2011/0107897	A1	*	5/2011	Sawhney	.....	84/327

\* cited by examiner

*Primary Examiner* — Mary Ann Calabrese

(74) *Attorney, Agent, or Firm* — Risso & Associates

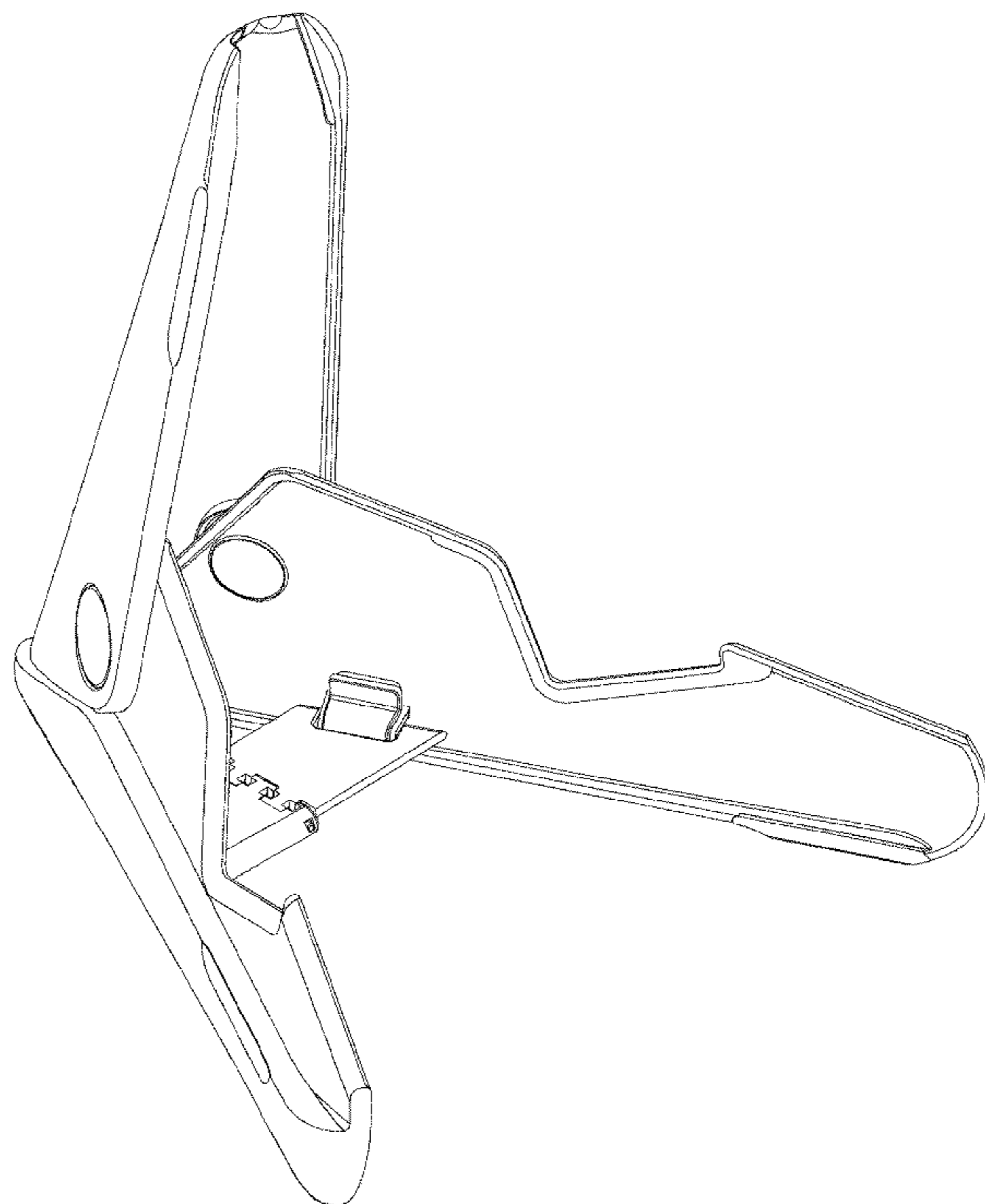
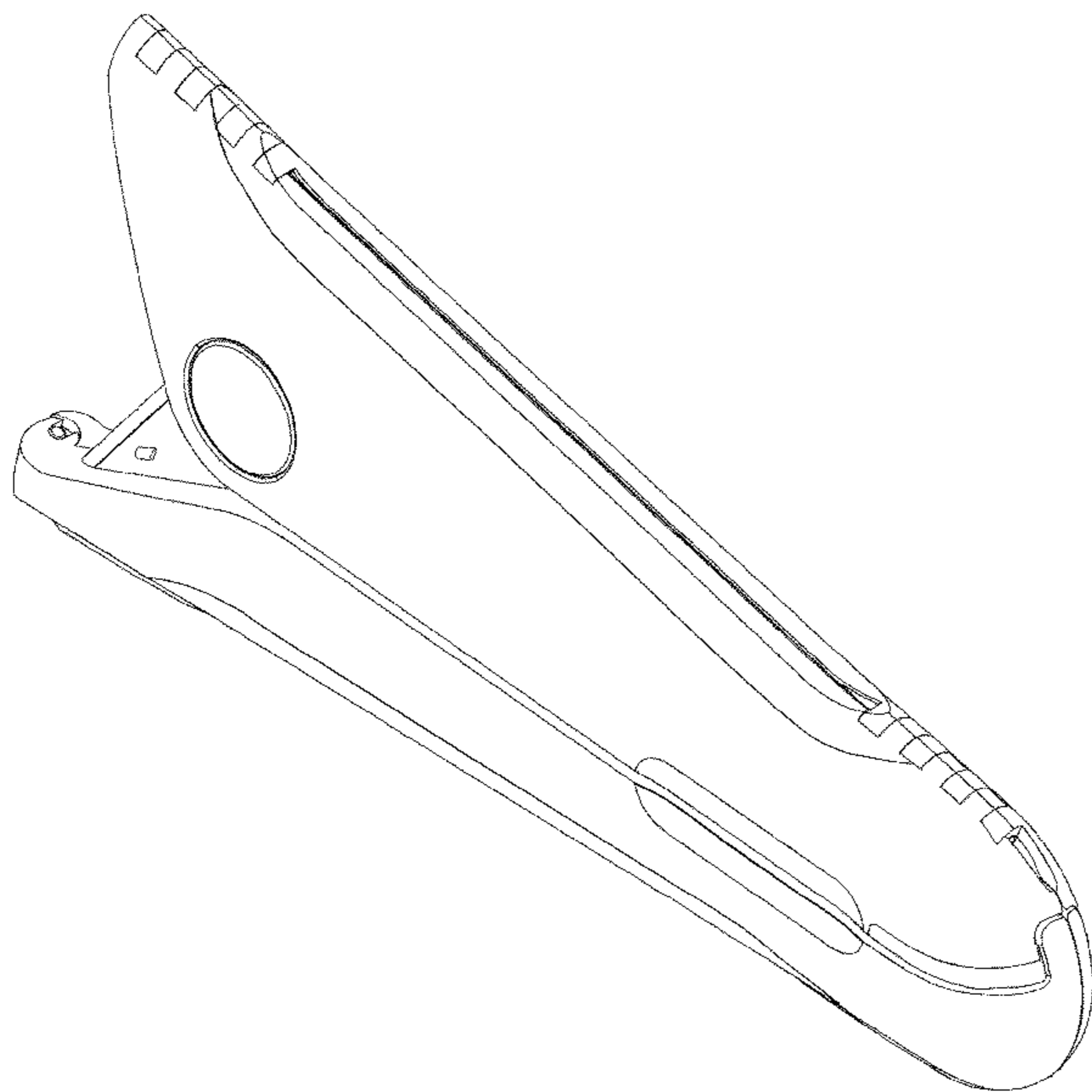
(57) **CLAIM**

The ornamental design for a musical instrument stand, as shown and described.

**DESCRIPTION**

FIG. 1 is a closed perspective view of a musical instrument stand showing our new design;  
 FIG. 2 is an open perspective view thereof;  
 FIG. 3 is a Bottom view thereof in its closed position, referencing FIG. 5;  
 FIG. 4 is a Top view thereof in its closed position, referencing FIG. 5;  
 FIG. 5 is a front side view thereof in its closed position;  
 FIG. 6 is a back side view thereof in its closed position, referencing FIG. 5;  
 FIG. 7 is a left side view thereof in its closed position, referencing FIG. 5; and,  
 FIG. 8 is a right view thereof in its closed position, referencing FIG. 5.

**1 Claim, 7 Drawing Sheets**



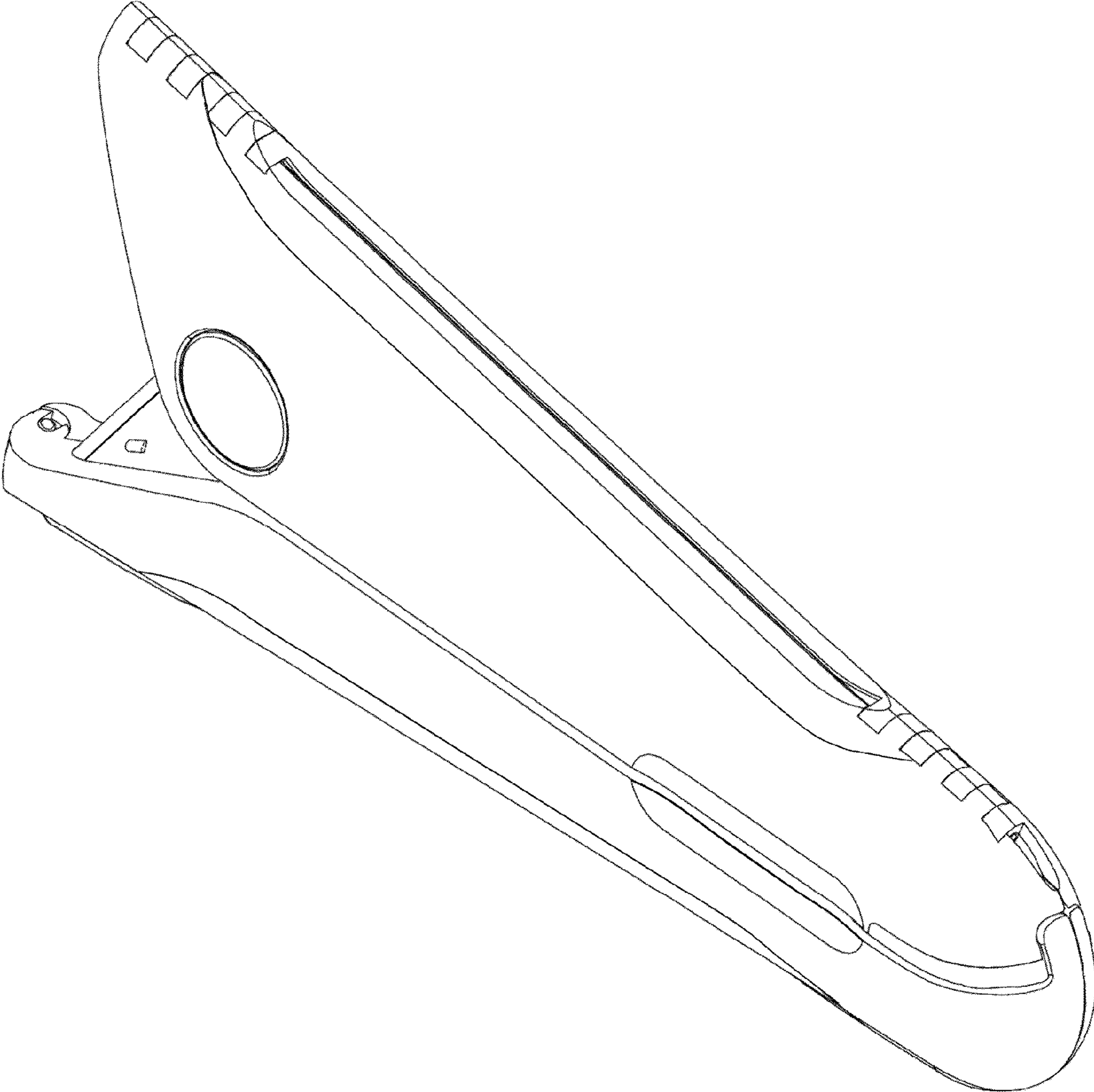


Fig. 1

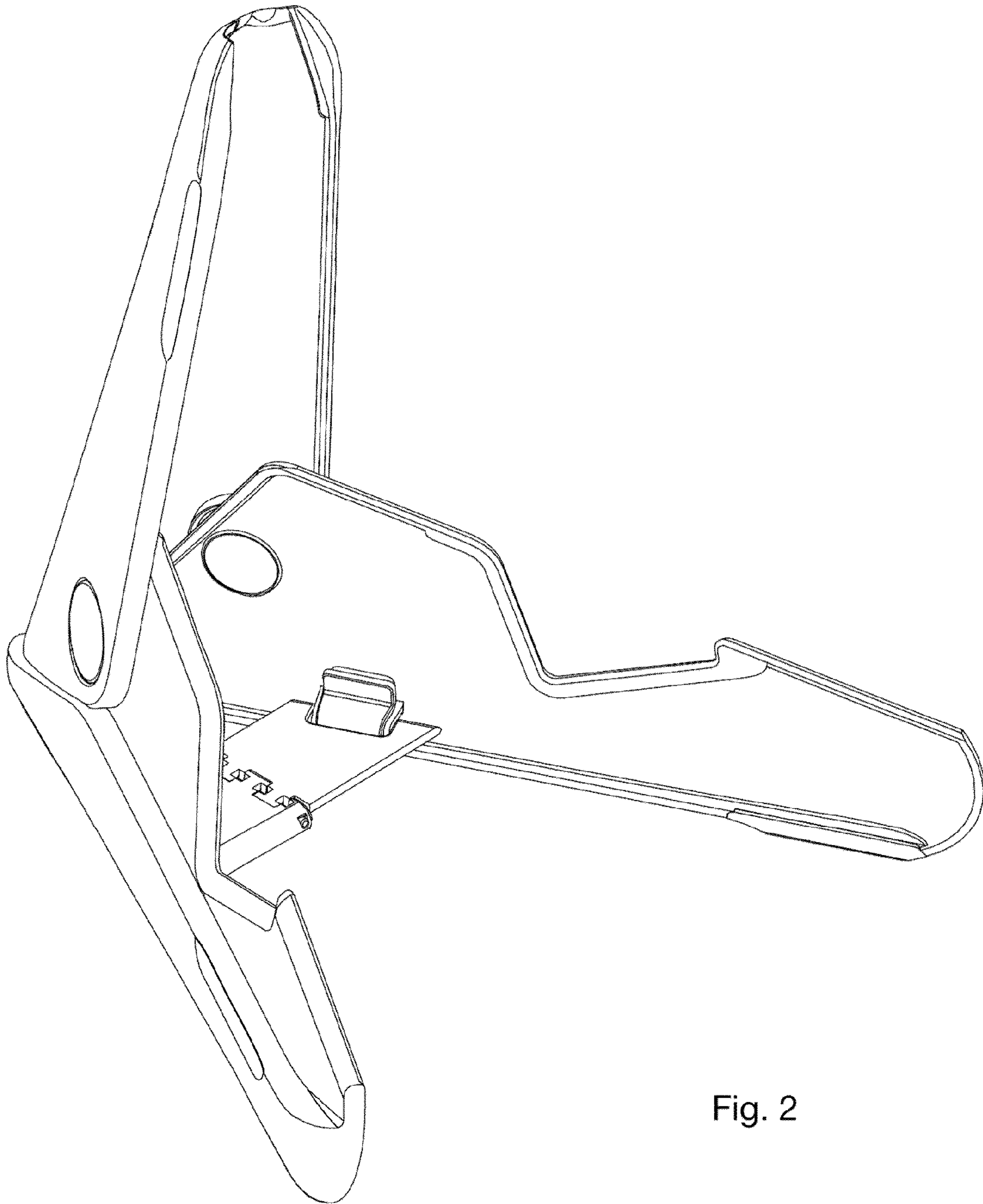


Fig. 2

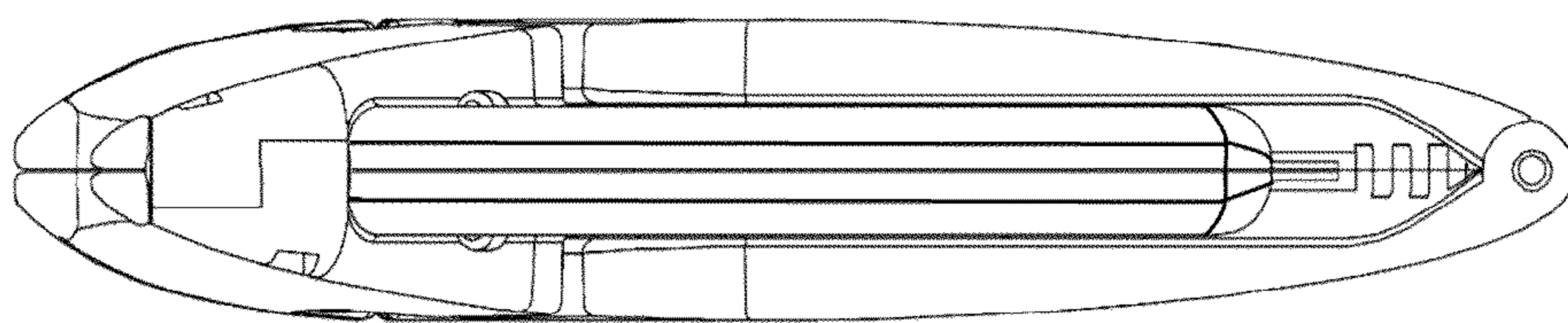


Fig. 3

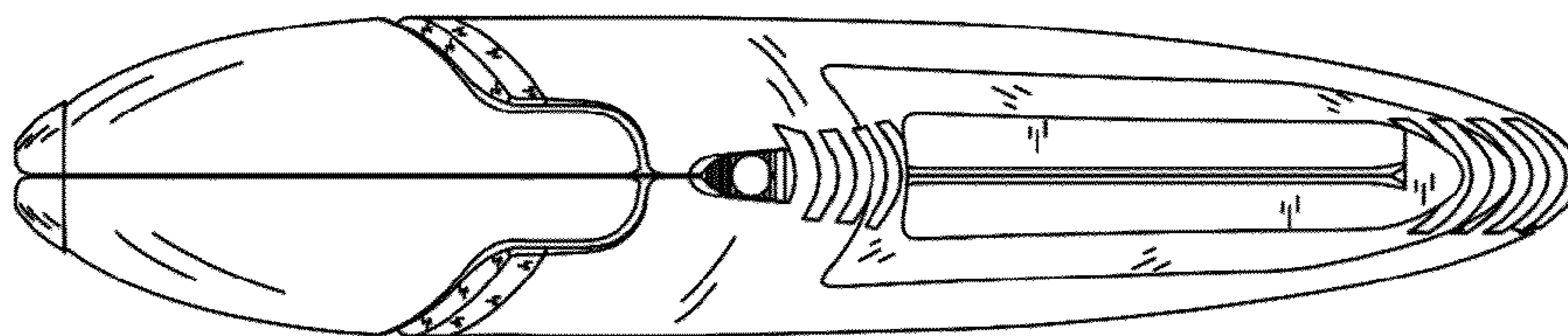


Fig. 4

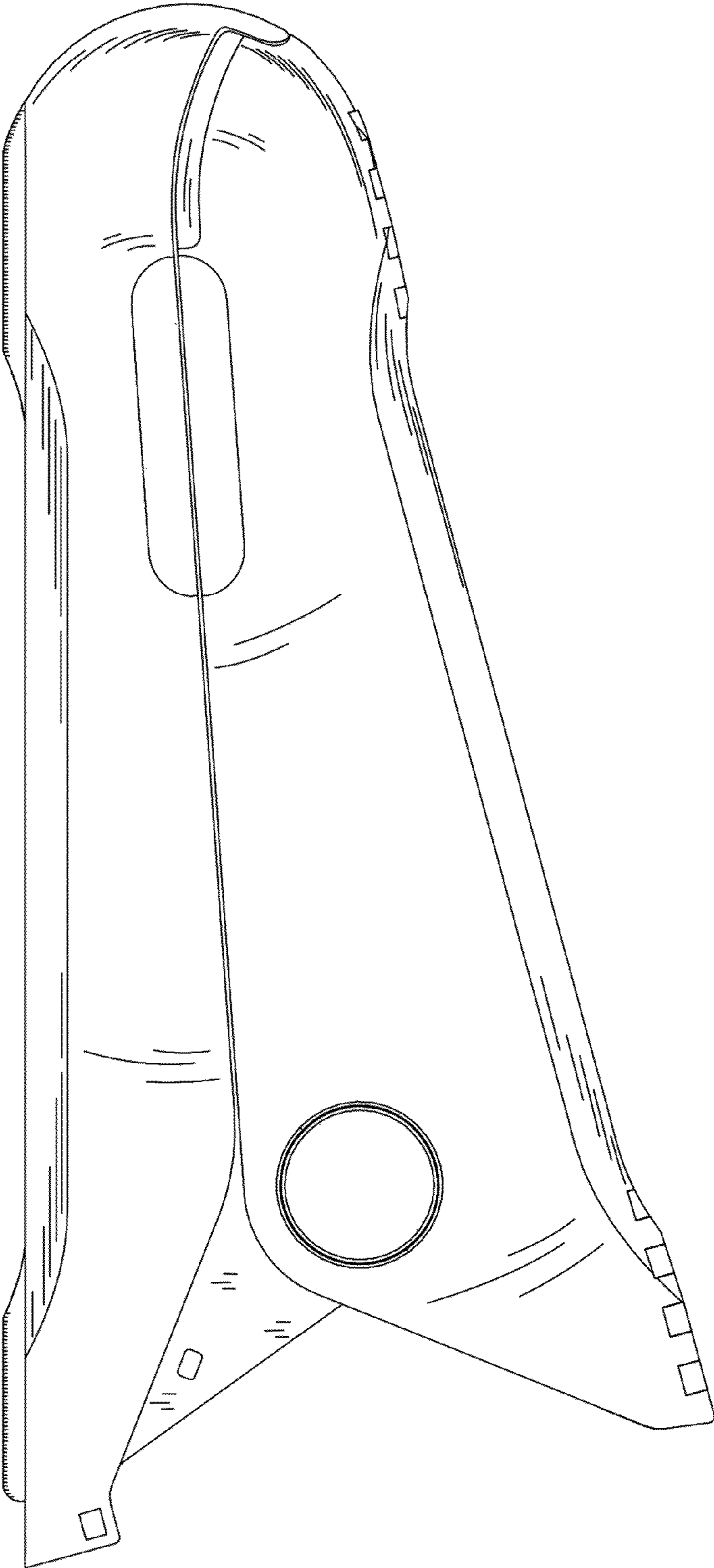


Fig. 5

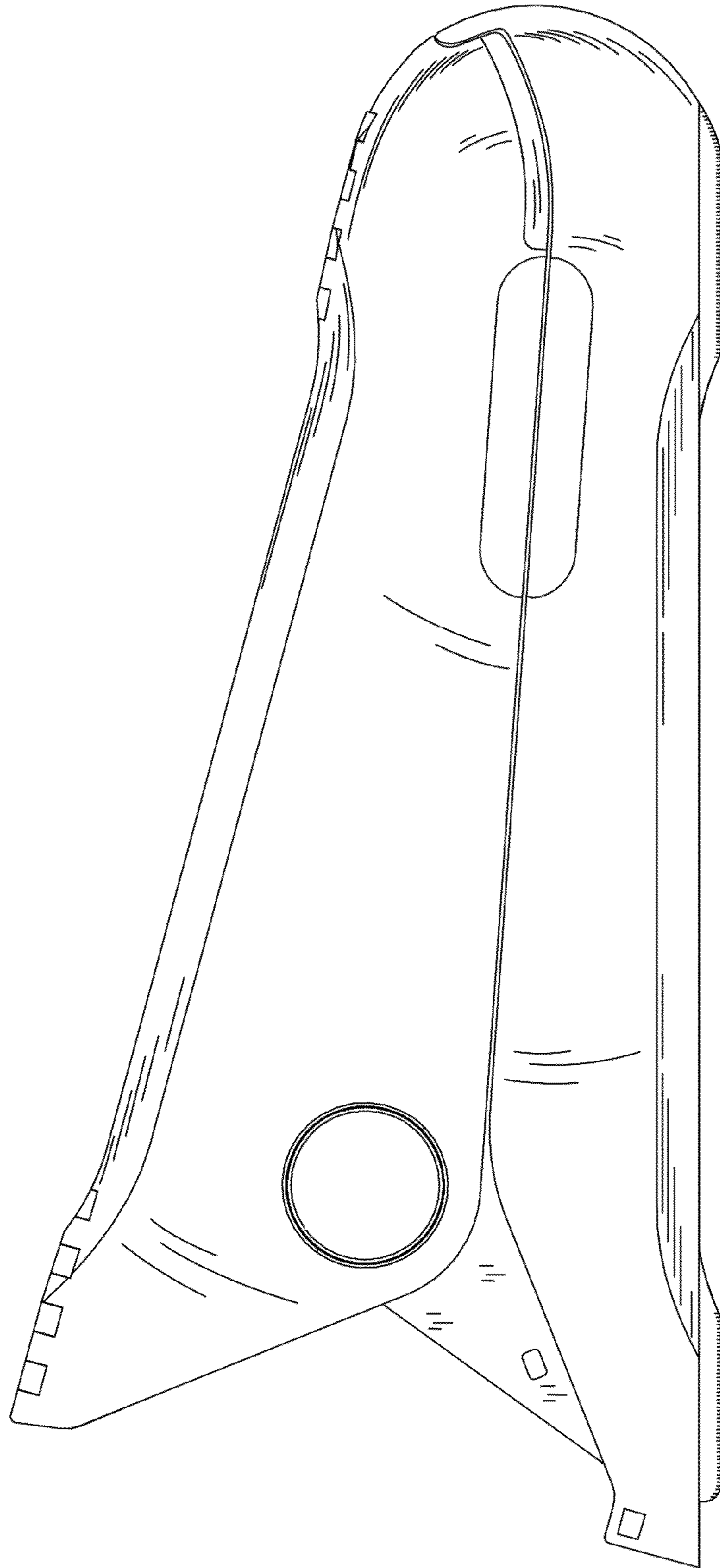


Fig. 6




Fig. 7

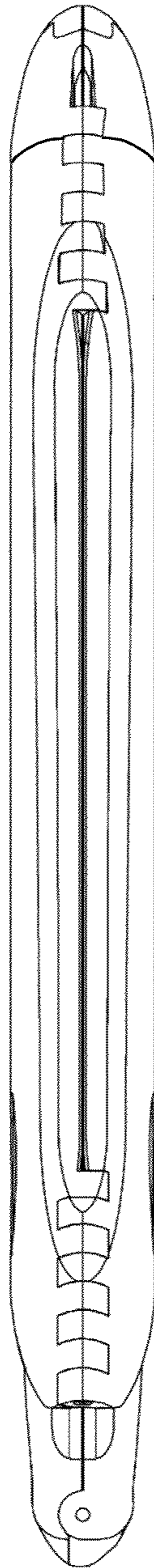


Fig. 8