



US00D707475S

(12) **United States Design Patent**  
**Triato**

(10) **Patent No.:** **US D707,475 S**

(45) **Date of Patent:** **\*\* Jun. 24, 2014**

- (54) **FLEXIBLE INSTRUMENT STAND**
  - (71) Applicant: **Patrick R. Triato**, Portland, OR (US)
  - (72) Inventor: **Patrick R. Triato**, Portland, OR (US)
  - (\*\*) Term: **14 Years**
  - (21) Appl. No.: **29/477,446**
  - (22) Filed: **Dec. 21, 2013**
  - (51) **LOC (10) Cl.** ..... **06-06**
  - (52) **U.S. Cl.**  
USPC ..... **D6/682.3**
  - (58) **Field of Classification Search**  
USPC ..... D6/396–397, 409, 410, 419, 431,  
D6/449–450, 453–470, 682, 682.3; 211/1,  
211/13.1, 69.1, 69.5, 70, 70.1, 70.6, 74, 77,  
211/78, 85.8, 85.31, 126.9, 134, 181.1,  
211/181.2; 248/121, 164, 166, 177.1,  
248/292.12, 431
- See application file for complete search history.

D574,167	S	*	8/2008	Hodge	.....	D6/462
D610,835	S	*	3/2010	Mono	.....	D6/466
D627,990	S	*	11/2010	Shea	.....	D6/468
D628,830	S	*	12/2010	Mono	.....	D6/466
7,906,717	B2	*	3/2011	Wang	.....	84/327
D643,648	S	*	8/2011	Eason	.....	D6/466
8,020,817	B2	*	9/2011	Yu	.....	248/125.8
D646,505	S	*	10/2011	Eason	.....	D6/466
D675,039	S	*	1/2013	Foisy	.....	D6/682
8,490,942	B1	*	7/2013	Henry	.....	248/441.1
D691,149	S	*	10/2013	Breton	.....	D14/447
2008/0168883	A1	*	7/2008	Chen	.....	84/327
2011/0107896	A1	*	5/2011	LeBlanc et al.	.....	84/327

\* cited by examiner

*Primary Examiner* — Kelley Donnelly

(74) *Attorney, Agent, or Firm* — Mersenne Law LLP

(57) **CLAIM**

I claim the ornamental design for a flexible instrument stand, as shown and described.

**DESCRIPTION**

FIG. 1 shows a perspective view of an embodiment of the invention supporting an electric guitar.

FIG. 2 is a front view of an embodiment of the invention.

FIG. 3 is a side view of an embodiment of the invention.

FIG. 4 is a top view of an embodiment of the invention.

FIG. 5 is a perspective view of an embodiment of the invention; and,

FIG. 6 shows an embodiment of the invention in a second product configuration, which fits inside a case for an electric guitar.

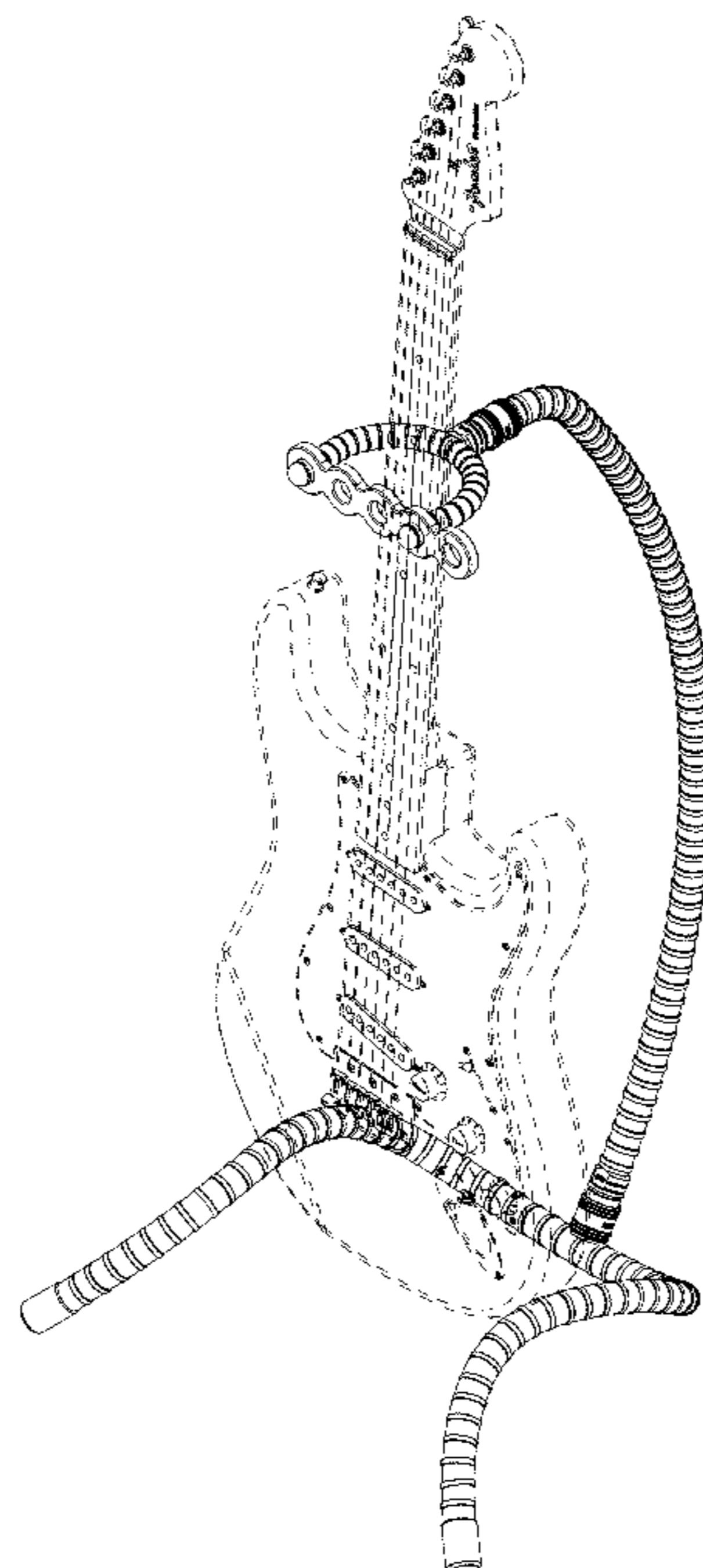
The broken lines in FIGS. 1 and 6 illustrate the environment of the design and form no part of the claimed design.

**1 Claim, 3 Drawing Sheets**

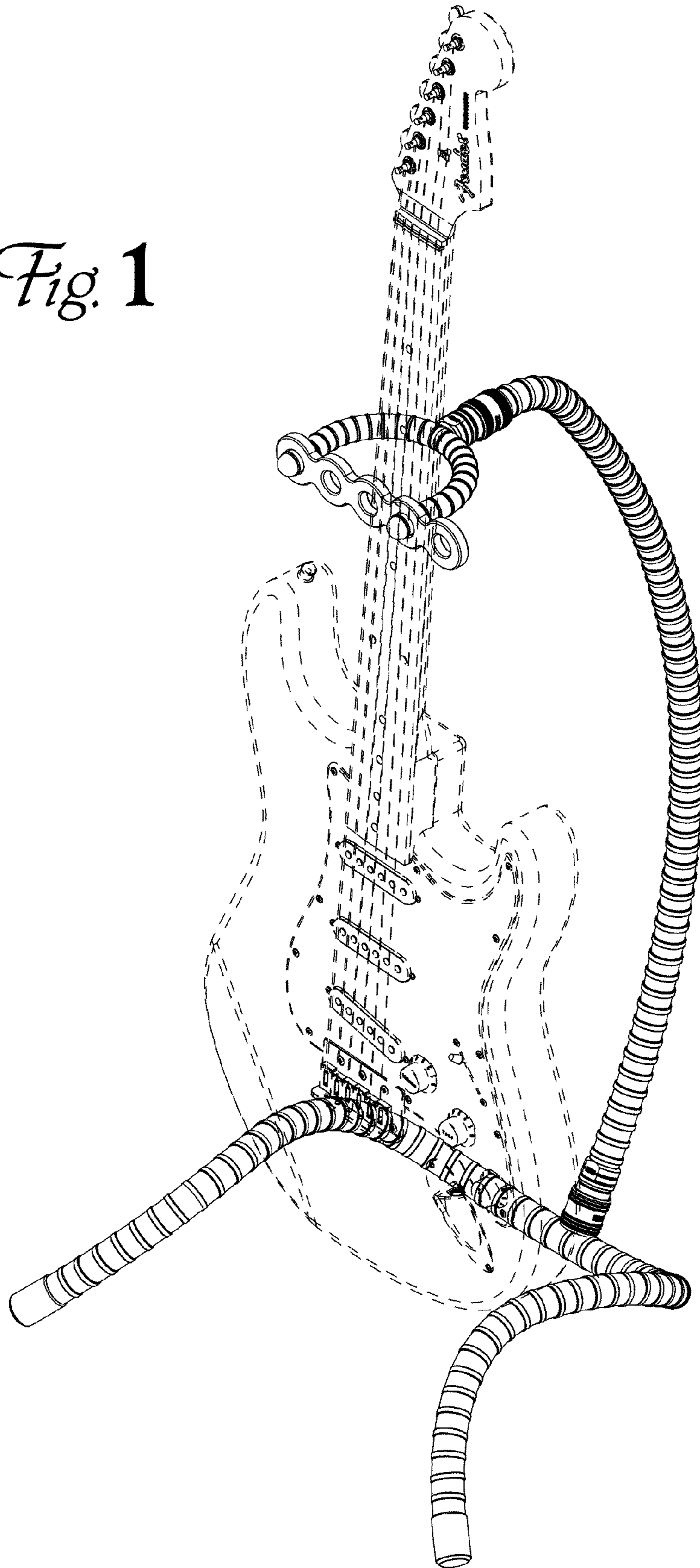
(56) **References Cited**

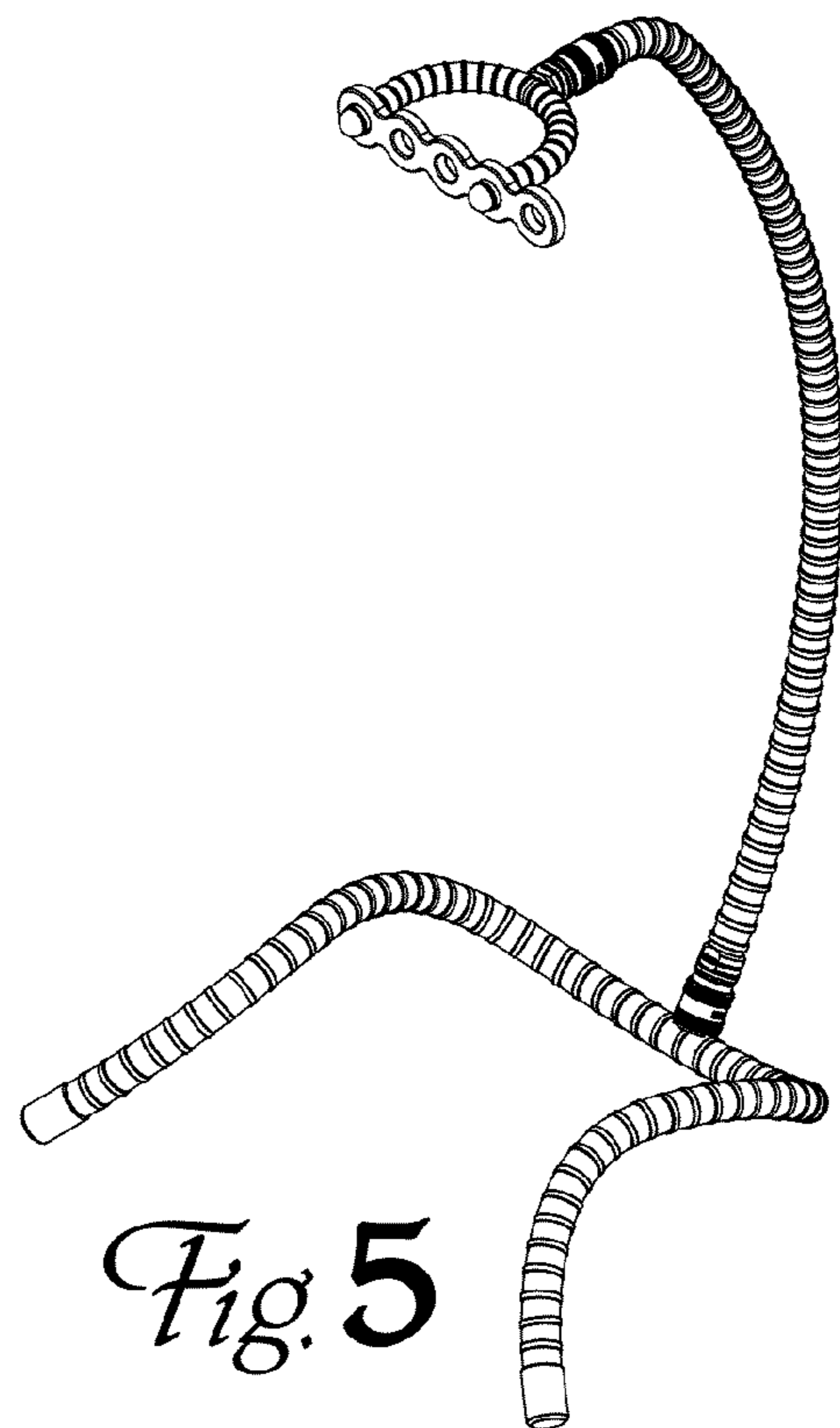
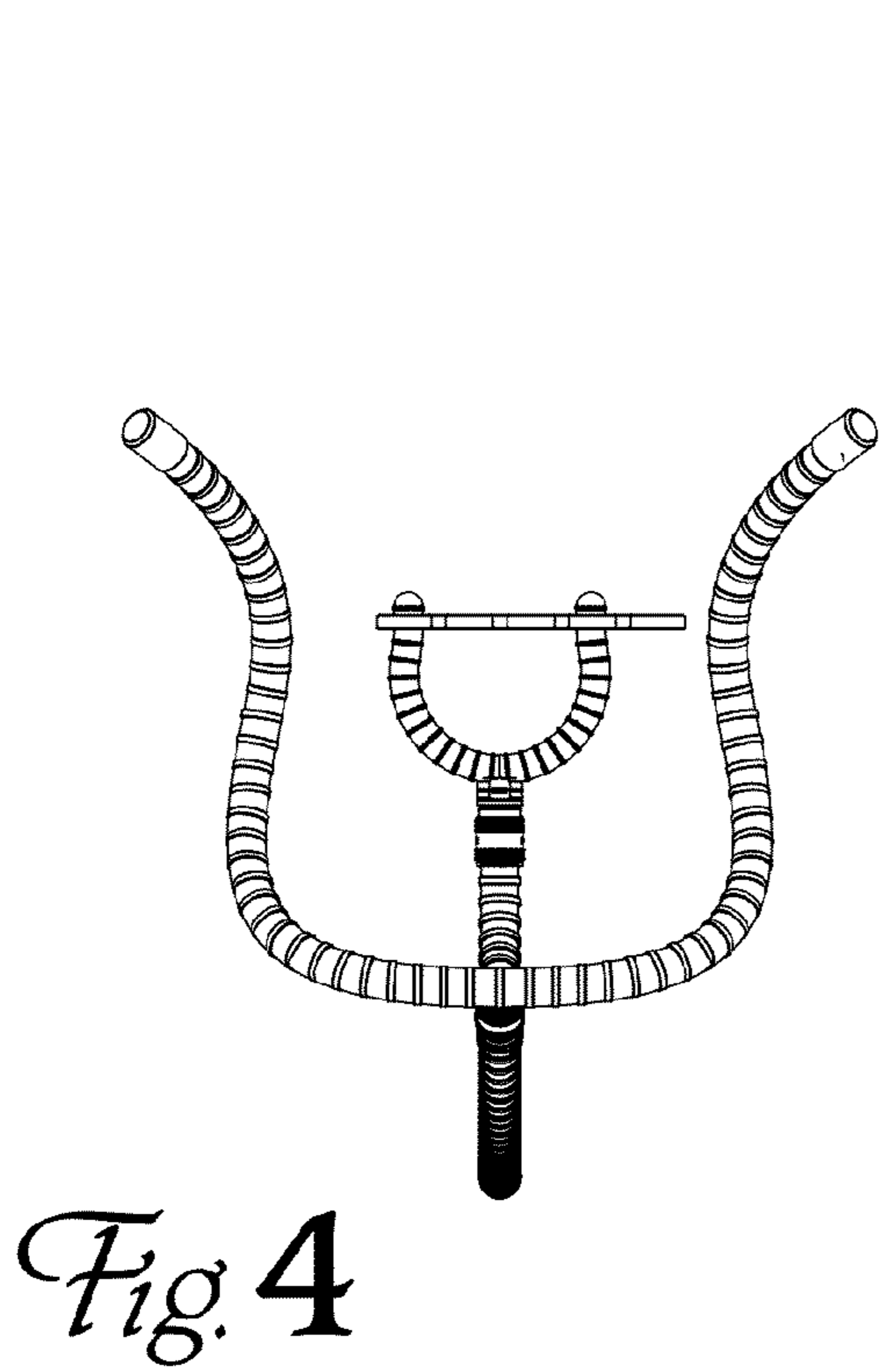
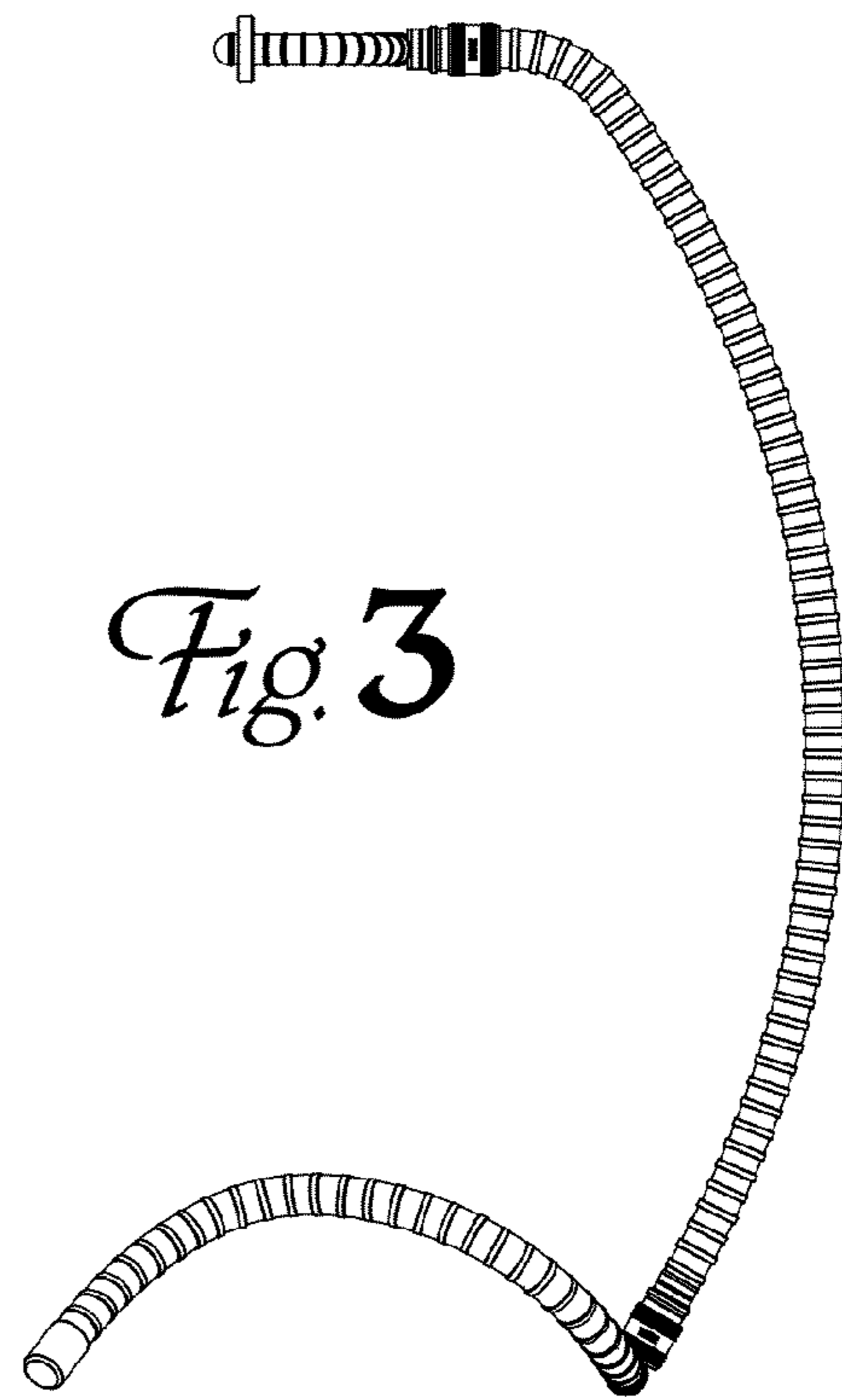
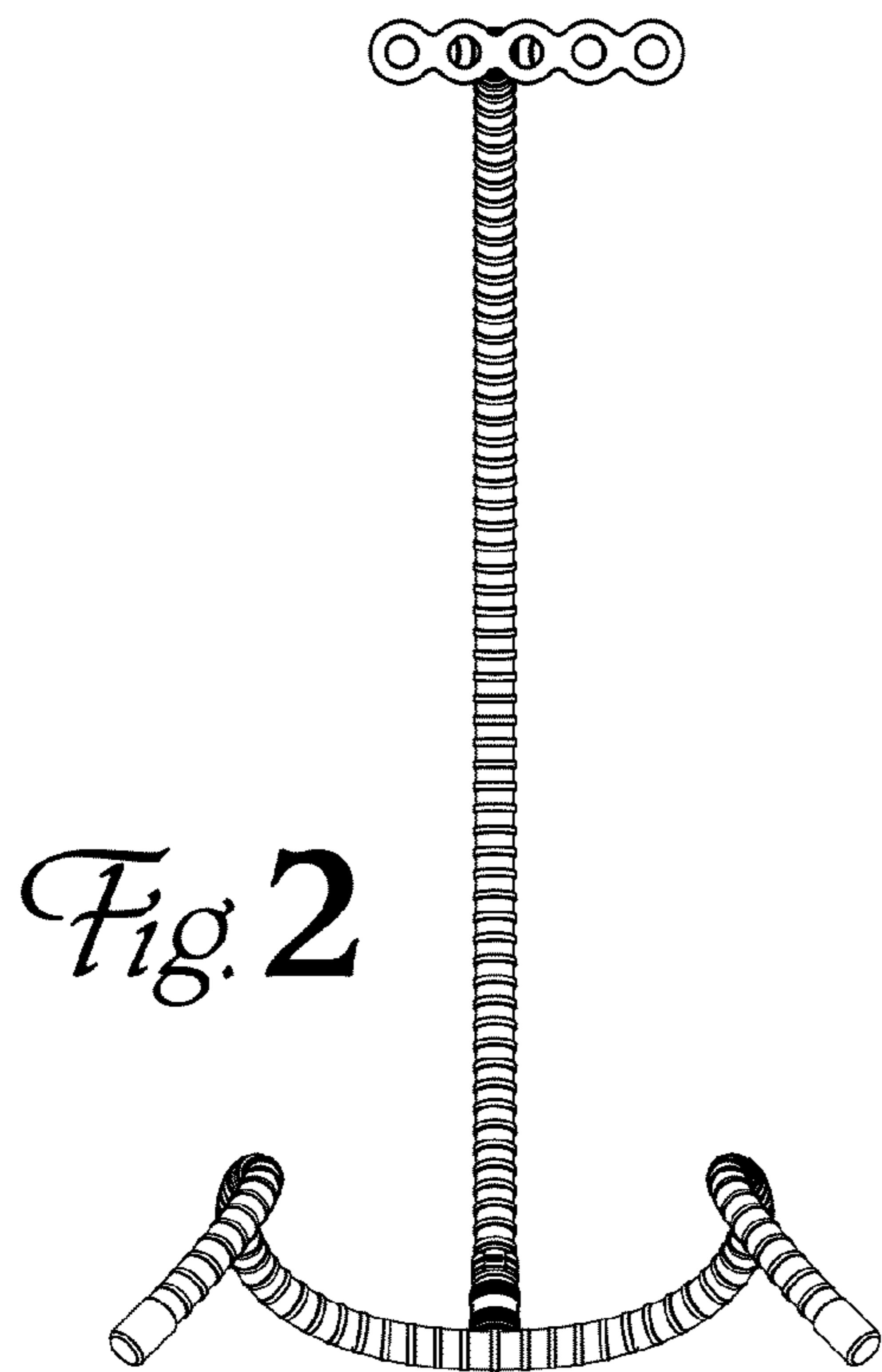
U.S. PATENT DOCUMENTS

D236,227	S	*	8/1975	Kester, Jr.	.....	D6/431
D329,342	S	*	9/1992	Schoenig	.....	D6/466
D396,579	S	*	8/1998	Kalayjian	.....	D6/462
6,005,176	A	*	12/1999	Yu	.....	84/327
6,121,527	A	*	9/2000	Hamm	.....	84/327
6,209,829	B1	*	4/2001	Yu	.....	248/122.1
6,323,405	B1	*	11/2001	Yu	.....	84/327
6,441,288	B1	*	8/2002	Lin	.....	84/453
6,481,677	B1	*	11/2002	Yu	.....	248/220.41
6,772,981	B1	*	8/2004	Yu	.....	248/122.1
D506,774	S	*	6/2005	Stevens	.....	D17/99
D560,249	S	*	1/2008	Samu	.....	D17/20



*Fig. 1*







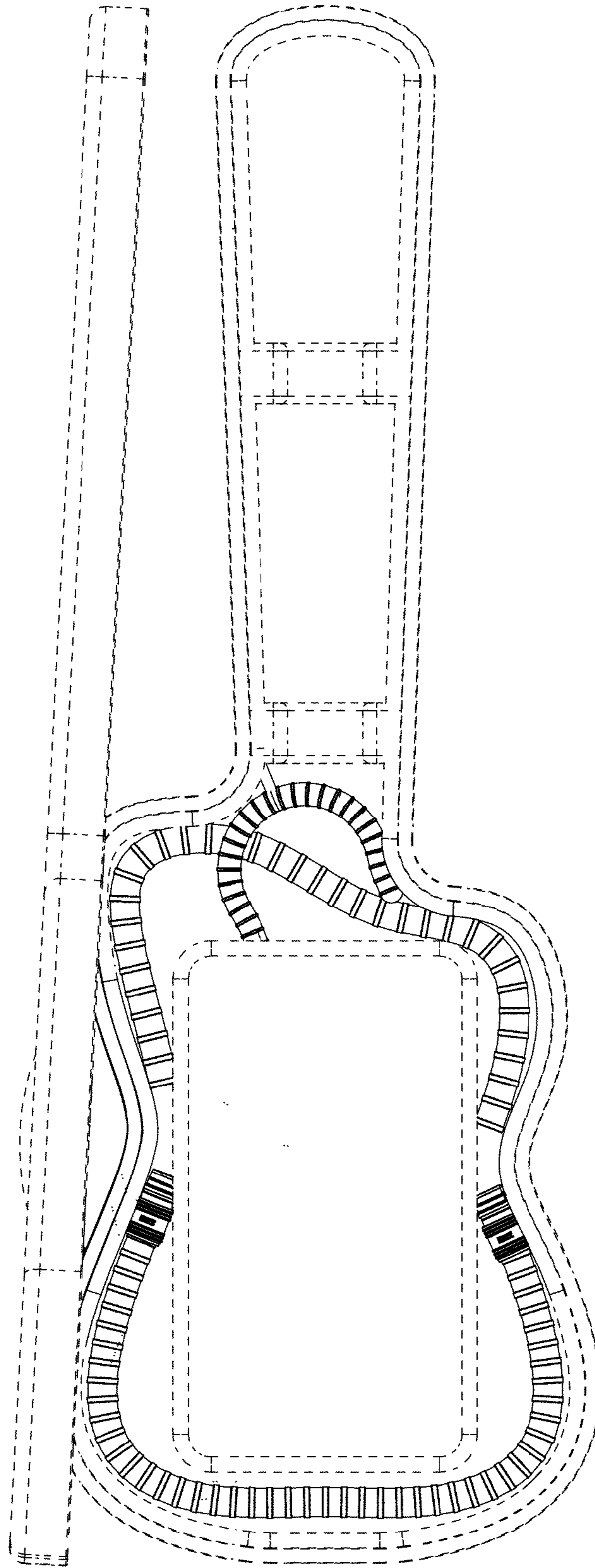


Fig. 6