



US00D707450S

(12) **United States Design Patent**  
**Enes**

(10) **Patent No.:** **US D707,450 S**  
(45) **Date of Patent:** **\*\* Jun. 24, 2014**

(54) **HUB FOR A STRAP SYSTEM**  
(75) Inventor: **Seth M Enes**, Missoula, MT (US)  
(73) Assignee: **Sun Mountain Sports, Inc.**, Missoula, MT (US)  
(\*\*) Term: **14 Years**  
(21) Appl. No.: **29/431,356**  
(22) Filed: **Sep. 6, 2012**  
(51) **LOC (10) Cl.** ..... **03-01**  
(52) **U.S. Cl.**  
USPC ..... **D3/318**  
(58) **Field of Classification Search**  
USPC ..... D3/318, 255; 224/645;  
206/315.2-315.8  
See application file for complete search history.

D403,161 S \* 12/1998 Lin ..... D3/318  
6,152,342 A \* 11/2000 Suk ..... 224/645  
D436,136 S \* 1/2001 Young ..... D20/22  
7,131,534 B2 \* 11/2006 Enes ..... 206/315.3

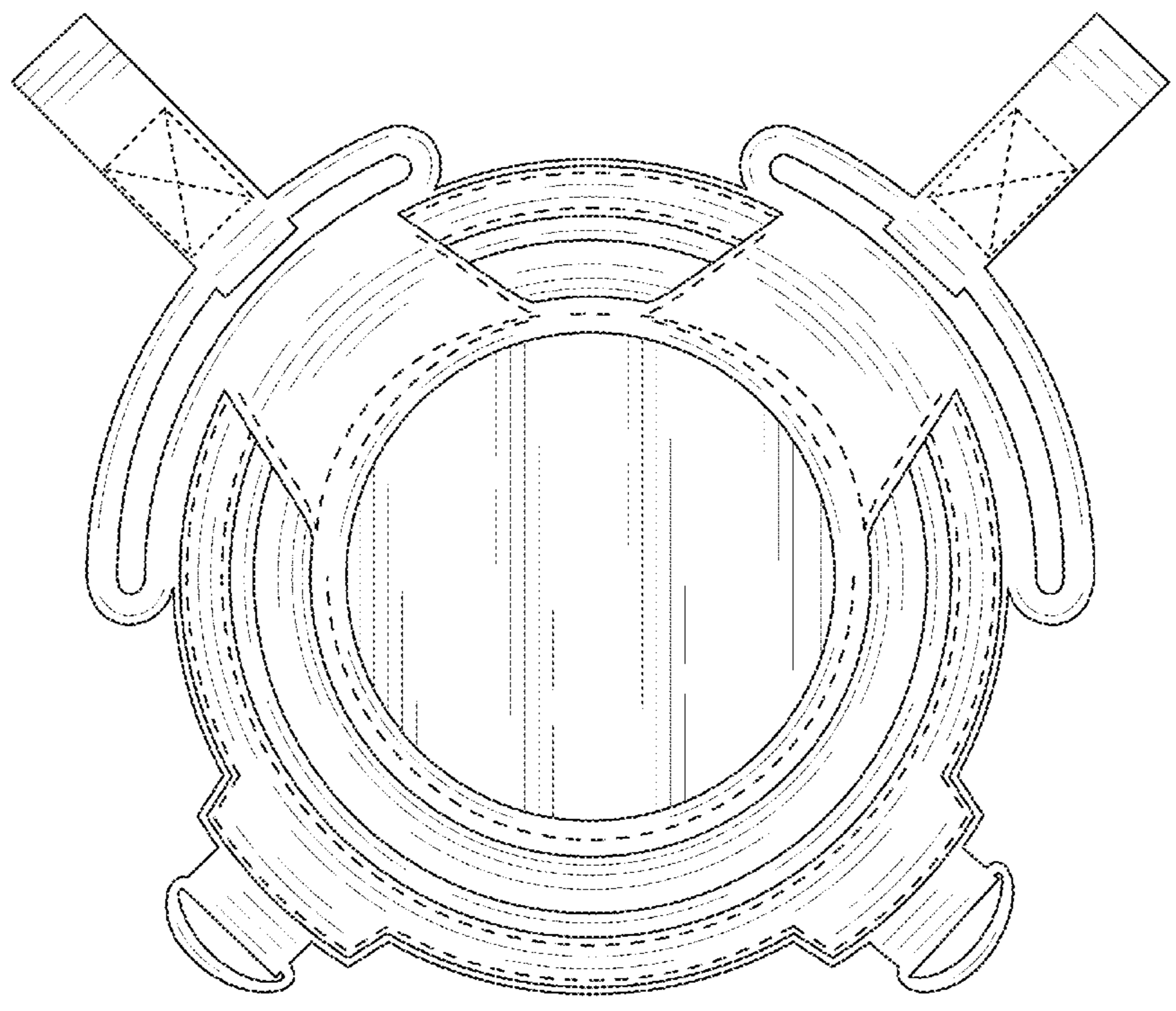
\* cited by examiner  
*Primary Examiner* — Holly Baynham  
(74) *Attorney, Agent, or Firm* — Michael J. Hughes

(57) **CLAIM**  
The ornamental design for a hub for a strap system, as shown and described.

**DESCRIPTION**  
FIG. 1 is an obverse side view of the hub for a strap system of the present invention; and, FIG. 2 is a reverse side view thereof. The broken lines representing stitching are for the purposes of illustrating environment and form no part of the claimed design.

(56) **References Cited**  
U.S. PATENT DOCUMENTS  
5,735,398 A \* 4/1998 Price ..... 206/315.3  
D394,553 S \* 5/1998 Lin ..... D3/318

**1 Claim, 2 Drawing Sheets**



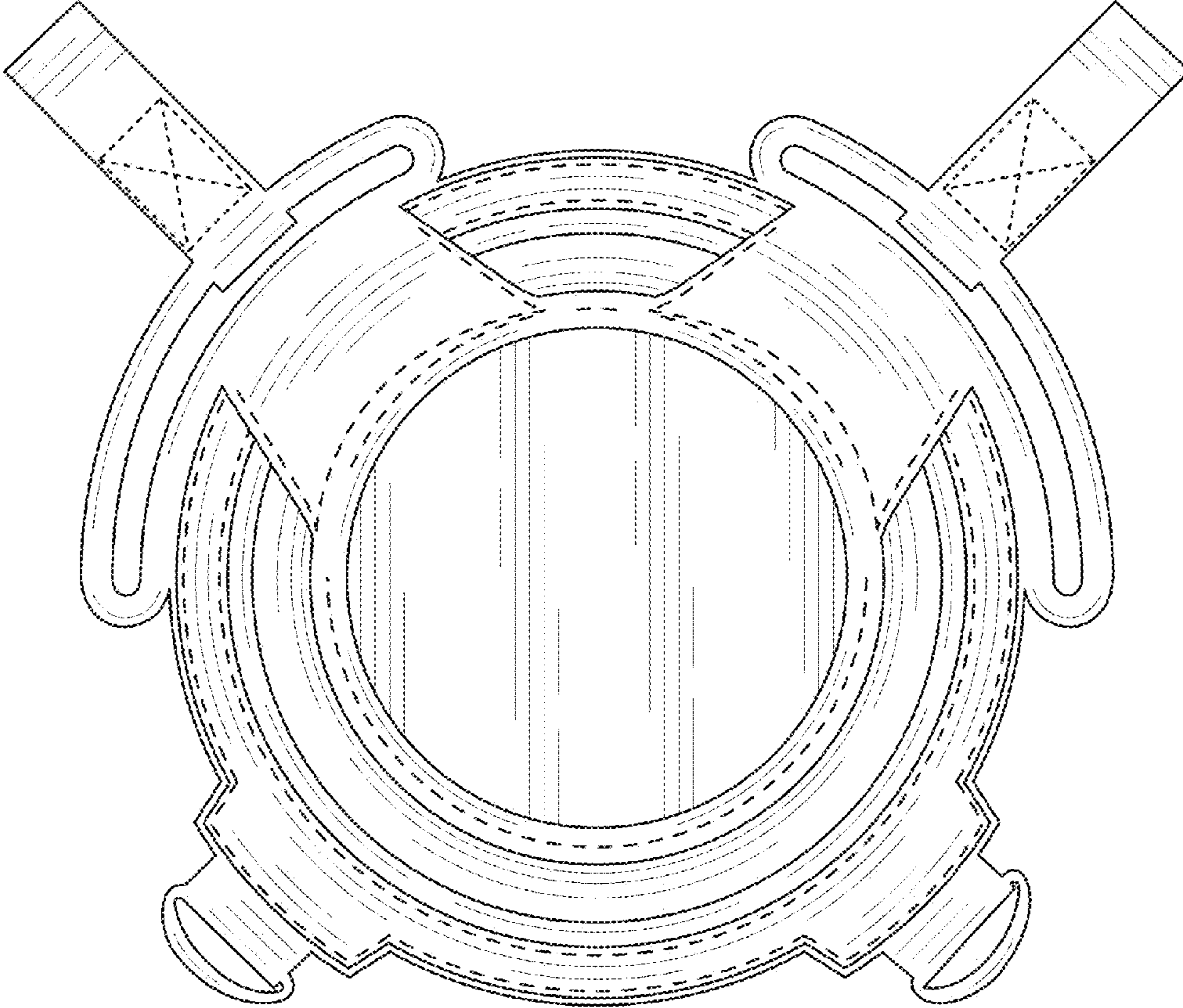


FIG. 1

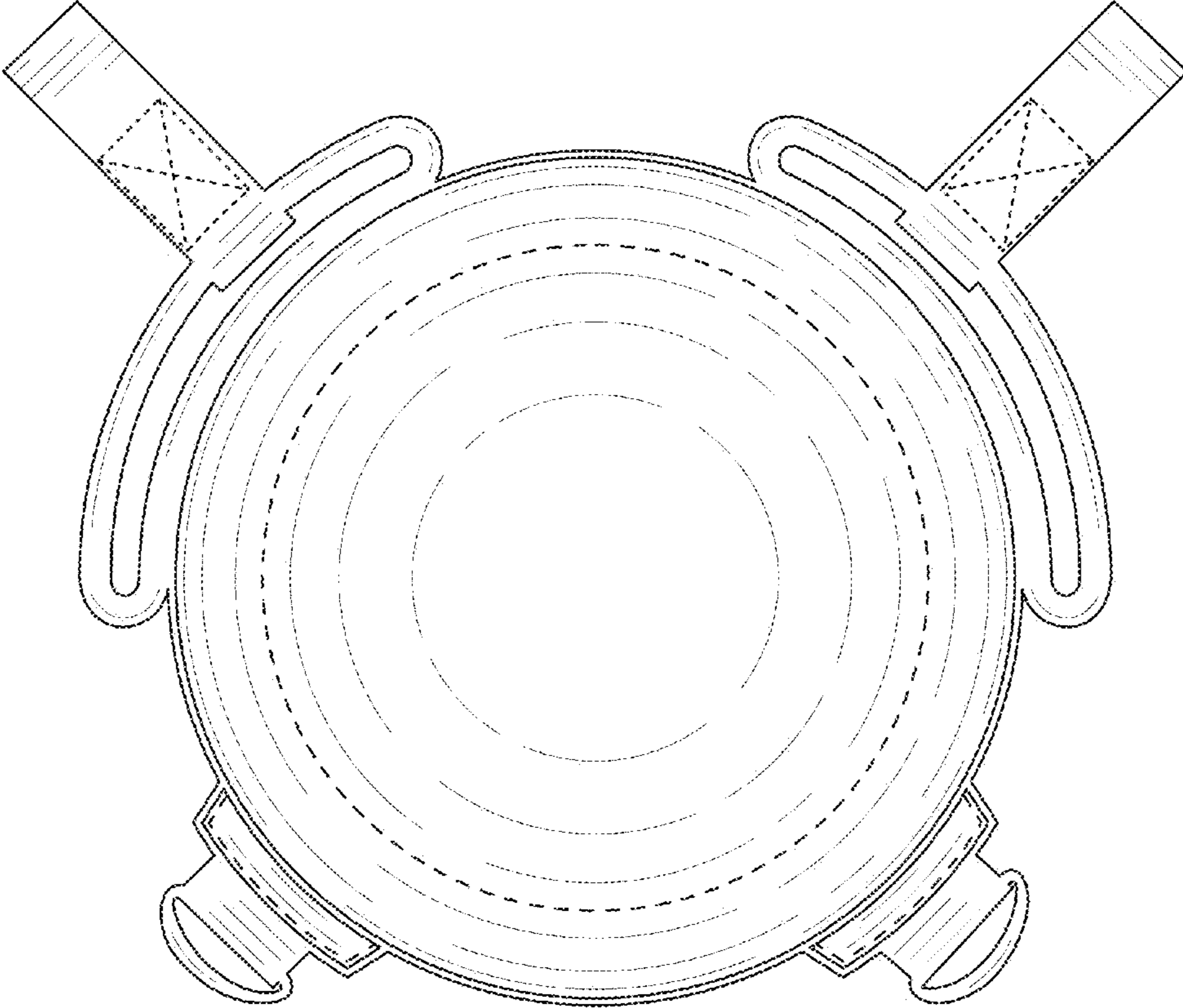


FIG. 2