



US00D707447S

(12) **United States Design Patent**  
**Eriksson**

(10) **Patent No.:** **US D707,447 S**  
(45) **Date of Patent:** **\*\* Jun. 24, 2014**

(54) **CARGO BASKET**

(71) Applicant: **Thule Sweden AB**, Hillerstorp (SE)

(72) Inventor: **Henrik Eriksson**, Jönköping (SE)

(73) Assignee: **Thule Sweden AB**, Hillerstorp (SE)

(\*\*) Term: **14 Years**

(21) Appl. No.: **29/480,549**

(22) Filed: **Jan. 27, 2014**

(51) **LOC (10) Cl.** ..... **03-01**

(52) **U.S. Cl.**  
USPC ..... **D3/304**

(58) **Field of Classification Search**  
USPC ..... D3/304; D12/162, 172, 400, 406,  
D12/408-414.1, 203; D34/23, 38;  
224/518-519, 522-526, 528-530, 401,  
224/403-404, 533, 488, 309; 280/47.34,  
280/30, 415.1, 491.1; 108/152

See application file for complete search history.

(56) **References Cited**

**U.S. PATENT DOCUMENTS**

D356,200 S *	3/1995	Kern et al.	.....	D34/27
D435,495 S *	12/2000	McCoy et al.	.....	D12/162
D436,575 S *	1/2001	McCoy et al.	.....	D12/406
D437,285 S *	2/2001	McCoy et al.	.....	D12/406
D445,757 S *	7/2001	Adams et al.	.....	D12/406
D446,755 S *	8/2001	Adams et al.	.....	D12/162
D458,579 S *	6/2002	Adams et al.	.....	D12/406

D477,562 S *	7/2003	McCoy et al.	.....	D12/406
D508,014 S *	8/2005	Heravi	.....	D12/406
D528,965 S *	9/2006	Wang	.....	D12/406
D548,170 S *	8/2007	Ezra	.....	D12/408
D628,434 S *	12/2010	Sarnoff et al.	.....	D7/359
D637,022 S *	5/2011	Noble Colin	.....	D6/510
D676,721 S *	2/2013	Button	.....	D7/698
D682,552 S *	5/2013	Ambrefe, Jr.	.....	D3/304
D686,786 S *	7/2013	Alami	.....	D30/161
D688,461 S *	8/2013	Ambrefe et al.	.....	D3/304
D692,296 S *	10/2013	Cooper	.....	D9/424

\* cited by examiner

*Primary Examiner* — Kelley Donnelly

(74) *Attorney, Agent, or Firm* — Novak Druce Connolly  
Bove + Quigg LLP

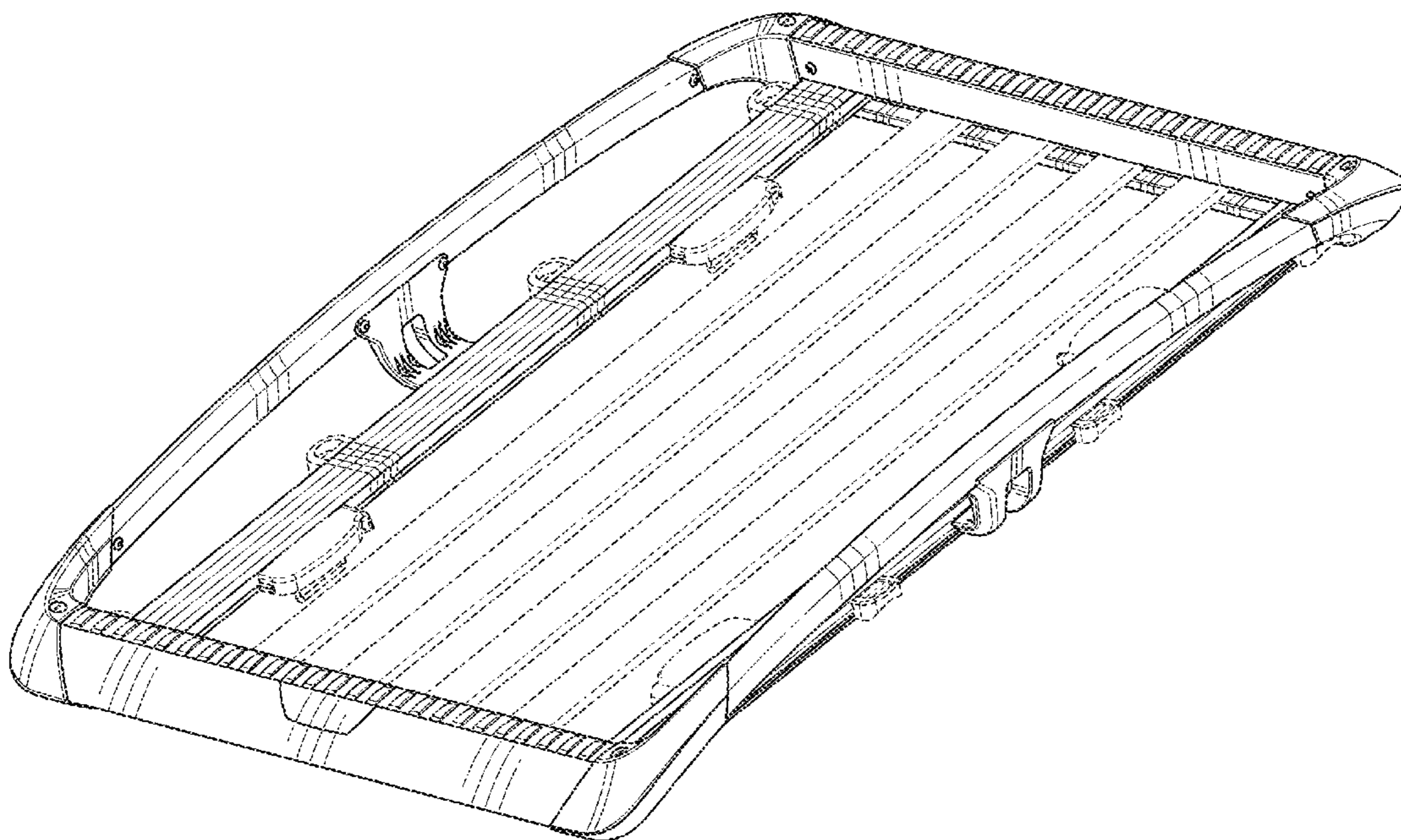
(57) **CLAIM**

I claim the ornamental design for a cargo basket, as shown and described.

**DESCRIPTION**

FIG. 1 is a perspective view of a cargo basket;  
FIG. 2 is a top plan view thereof;  
FIG. 3 is a bottom plan view thereof;  
FIG. 4 is a right side elevational view thereof;  
FIG. 5 is a left side elevational view thereof;  
FIG. 6 is a front elevational view thereof; and,  
FIG. 7 is a rear elevational view thereof.  
Broken lines are used to illustrate unclaimed portions of the cargo basket; broken lines form no part of the claimed design.

**1 Claim, 7 Drawing Sheets**



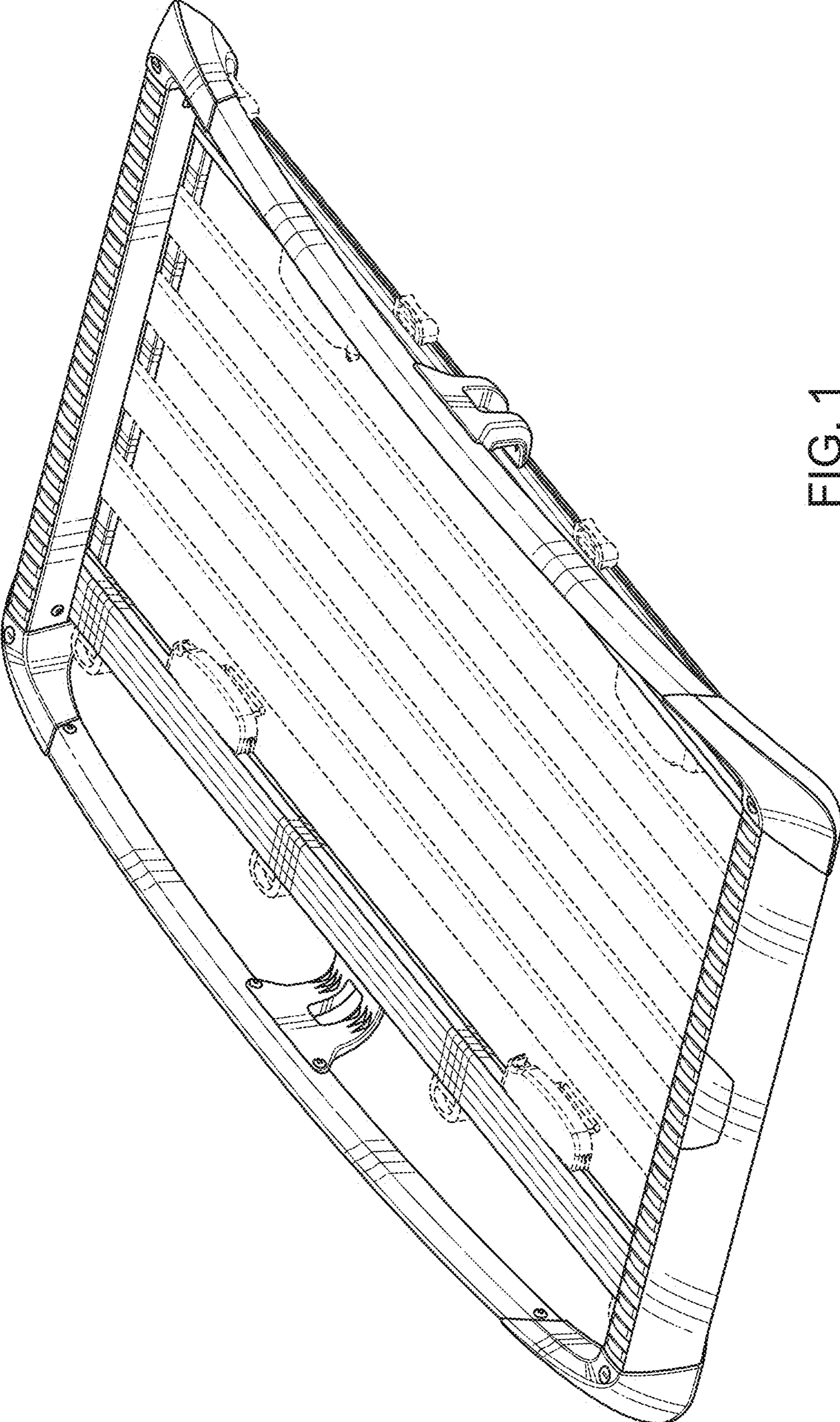


FIG. 1



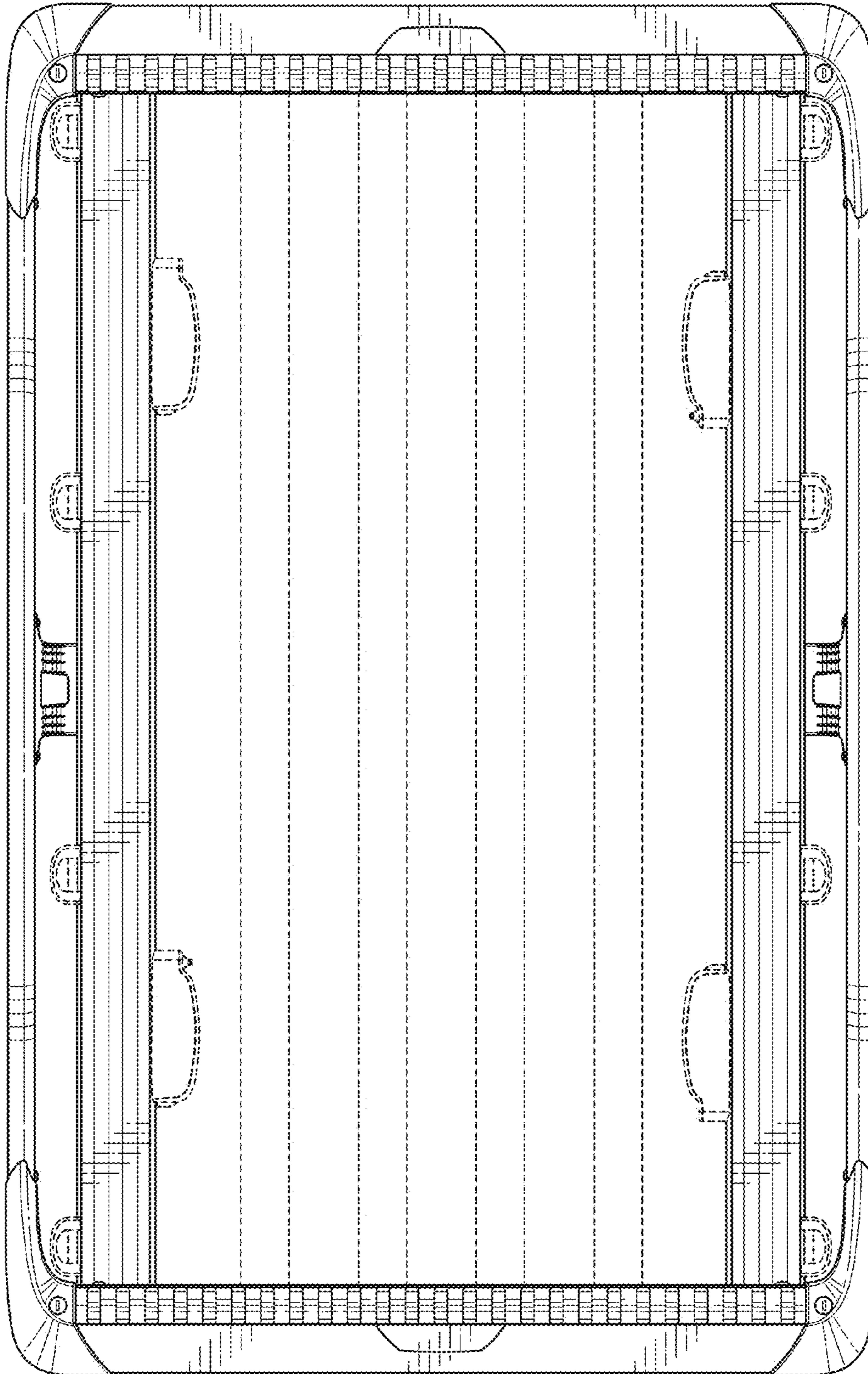


FIG. 2

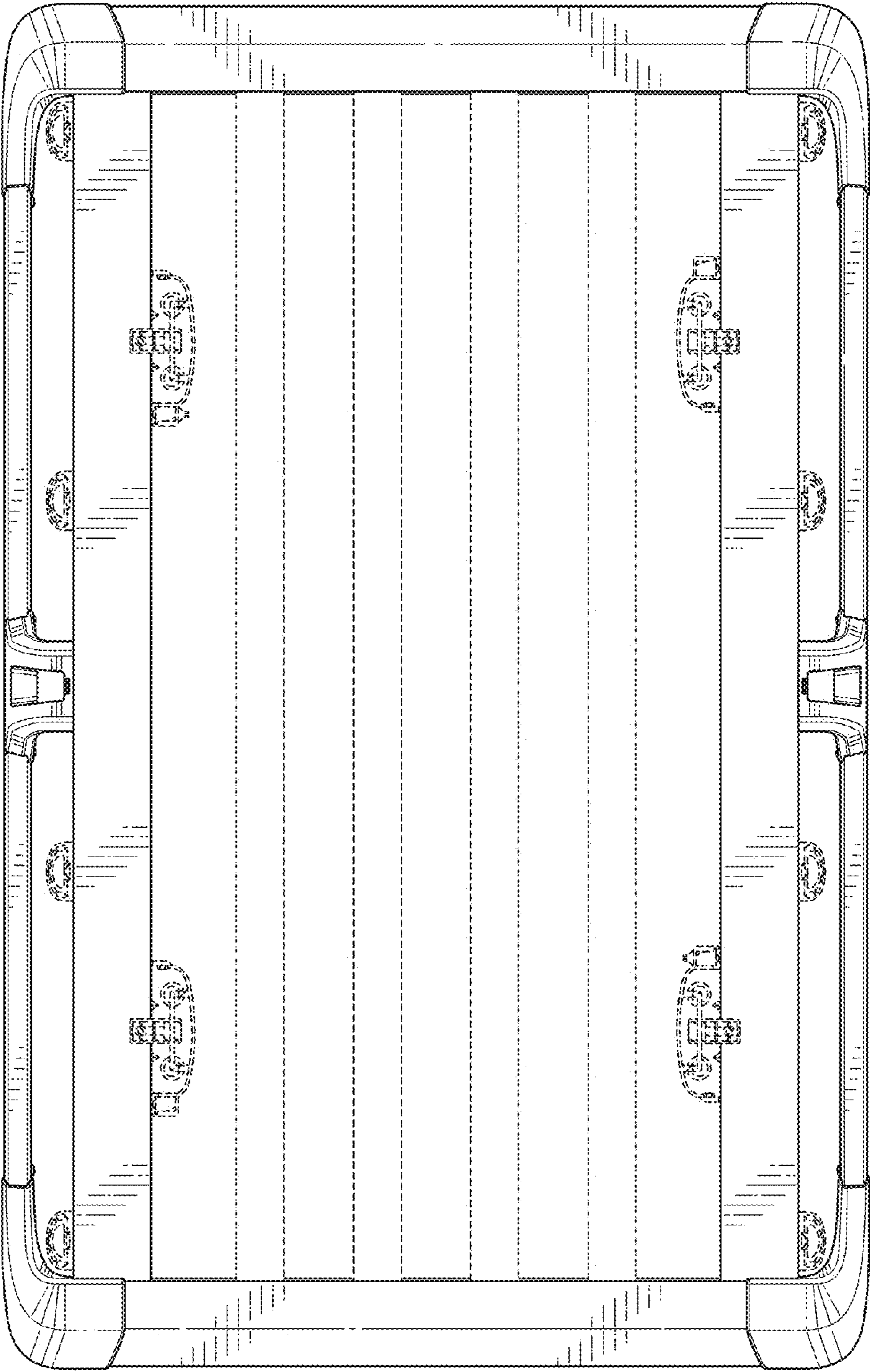


FIG. 3

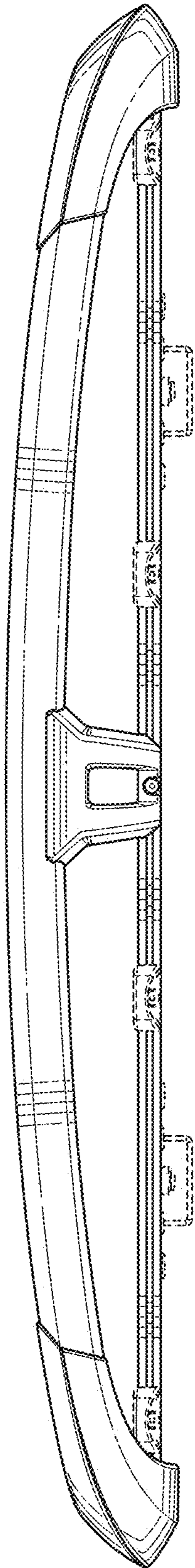


FIG. 4

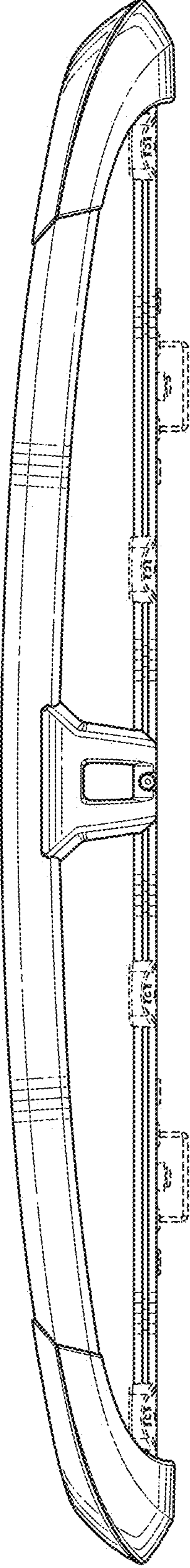


FIG. 5

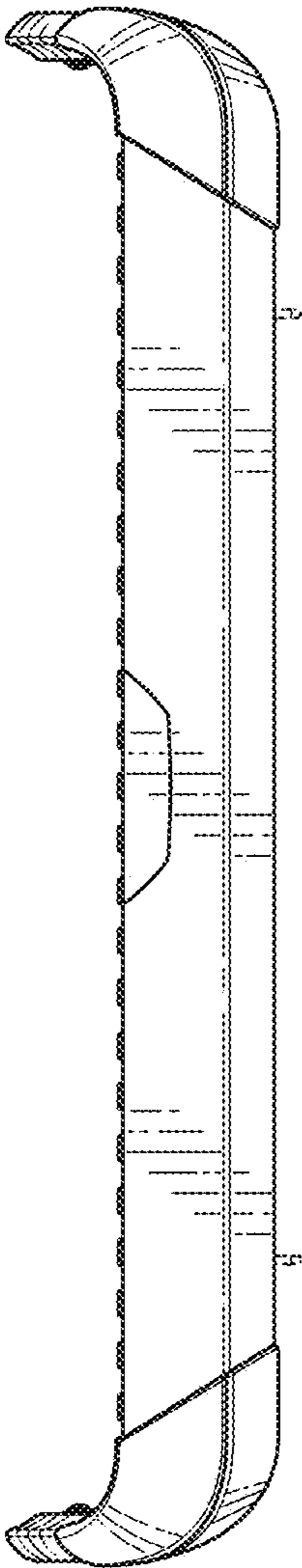


FIG. 6



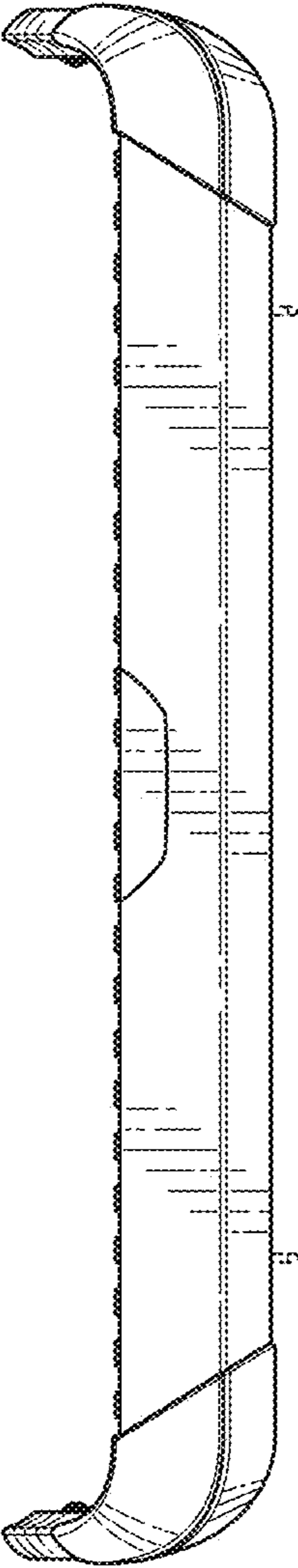


FIG. 7