



US00D707433S

(12) **United States Design Patent**
Grott et al.

(10) **Patent No.:** **US D707,433 S**
(45) **Date of Patent:** **** Jun. 24, 2014**

(54) **GOLF SHOE OUTSOLE**
(75) Inventors: **Marco Aurelio Grott**, San Marcos, CA (US); **Ernie Rustam**, Oceanside, CA (US); **Gerald Kutzt**, San Diego, CA (US); **June Cate**, Chula Vista, CA (US)
(73) Assignee: **Taylor Made Golf Company, Inc.**, Carlsbad, CA (US)

D495,479 S * 9/2004 McDowell D2/959
D496,778 S * 10/2004 Le D2/959
D507,097 S * 7/2005 Sonnergren D2/956
D515,290 S * 2/2006 Sonnergren D2/954
D539,515 S * 4/2007 Robinson et al. D2/951
D548,440 S 8/2007 Ortley et al.
D551,433 S * 9/2007 Loverin D2/953
D560,885 S * 2/2008 Lane et al. D2/953
D561,444 S * 2/2008 Feeney et al. D2/960
D564,198 S 3/2008 Kutzt
D580,136 S * 11/2008 St-Louis et al. D2/952

(**) Term: **14 Years**

(Continued)

(21) Appl. No.: **29/424,358**

Primary Examiner — T. Chase Nelson

(22) Filed: **Jun. 11, 2012**

(74) Attorney, Agent, or Firm — Klarquist Sparkman, LLP

(51) **LOC (10) Cl.** **02-04**

(57) **CLAIM**

(52) **U.S. Cl.**
USPC **D2/960**; D2/951; D2/957; D2/959

We claim the ornamental design for a golf shoe outsole, as shown and described.

(58) **Field of Classification Search**
USPC D2/902, 906, 908, 916, 918, 925, D2/946–962, 977; 36/3 B, 22 R, 24.5, 25 R, 36/28, 32 R, 34 R, 59 C, 67 A, 103
See application file for complete search history.

DESCRIPTION

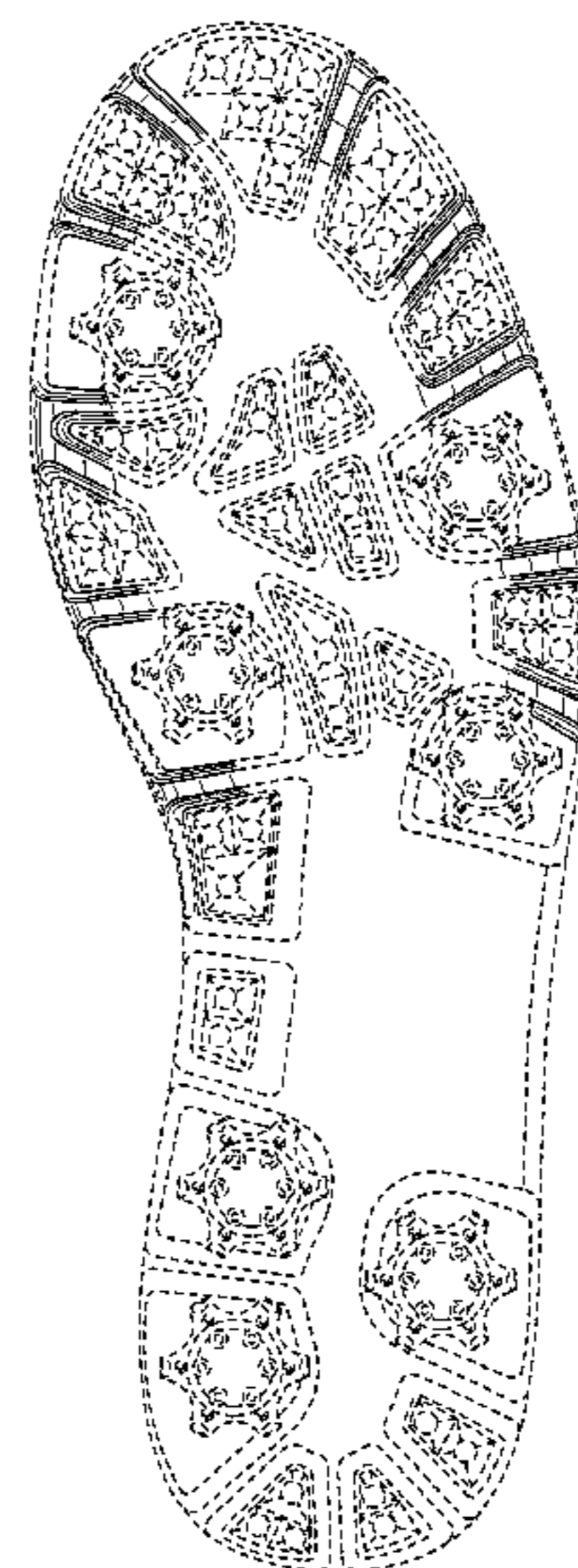

(56) **References Cited**

U.S. PATENT DOCUMENTS

D292,443 S	10/1987	Ihlenburg	
D322,156 S *	12/1991	Hase	D2/957
D347,105 S *	5/1994	Johnson	D2/952
5,371,957 A	12/1994	Gaudio	
D380,889 S *	7/1997	Earle	D2/957
D389,993 S *	2/1998	Ryan	D2/953
D390,347 S *	2/1998	Bathum	D2/954
D390,349 S *	2/1998	Murai et al.	D2/959
D401,747 S *	12/1998	Cessor	D2/960
D406,689 S *	3/1999	Murcia	D2/953
6,065,230 A *	5/2000	James	36/25 R
6,119,373 A *	9/2000	Gebhard et al.	36/114
D440,749 S *	4/2001	Rogers	D2/959
6,237,251 B1 *	5/2001	Litchfield et al.	36/25 R
D475,509 S *	6/2003	Avar	D2/947

FIG. 1 is a perspective view of a golf shoe outsole as viewed from the rear and one side thereof, according to an embodiment of the design;
FIG. 2 is a front elevation view of the golf shoe outsole of FIG. 1.
FIG. 3 is a rear elevation view of the golf shoe outsole of FIG. 1.
FIG. 4 is a side elevation view of the golf shoe outsole of FIG. 1.
FIG. 5 is a side elevation view of the golf shoe outsole of FIG. 1, from the side opposite FIG. 4.
FIG. 6 is a top plan view of the golf shoe outsole of FIG. 1; and,
FIG. 7 is a bottom plan view of the golf shoe outsole of FIG. 1.
The dashed lines in the drawings are for purposes of illustrating portions of the golf shoe outsole that form no part of the claimed design.

1 Claim, 5 Drawing Sheets



(56)

References Cited

U.S. PATENT DOCUMENTS

D581,146 S *	11/2008	Lane, III	D2/954	D636,157 S *	4/2011	Nascimento	D2/951
7,464,489 B2 *	12/2008	Ho	36/28	D658,356 S *	5/2012	Bacon et al.	D2/951
D586,989 S *	2/2009	Dave et al.	D2/956	D661,075 S *	6/2012	Bacon et al.	D2/960
D587,441 S *	3/2009	Lane et al.	D2/956	D663,934 S *	7/2012	Bacon	D2/969
D593,736 S *	6/2009	Mochen et al.	D2/954	D664,344 S *	7/2012	Bacon et al.	D2/969
D593,738 S *	6/2009	McClaskie	D2/956	D667,205 S *	9/2012	Campbell et al.	D2/953
D595,945 S *	7/2009	Mochen	D2/969	8,356,428 B2 *	1/2013	Auger et al.	36/102
D607,635 S *	1/2010	Lane et al.	D2/953	8,453,344 B2 *	6/2013	Nishiwaki et al.	36/35 R
D609,893 S	2/2010	Kuhtz			D690,089 S *	9/2013	Grott et al.	D2/957
7,685,745 B2	3/2010	Kuhtz et al.			D690,489 S *	10/2013	Taylor	D2/953
D631,234 S	1/2011	Kasprzak			2002/0092201 A1 *	7/2002	Kraeuter et al.	36/25 R
D632,466 S	2/2011	Kasprzak			2004/0148803 A1 *	8/2004	Grove et al.	36/103
7,905,034 B2 *	3/2011	Robinson et al.	36/127	2005/0210705 A1 *	9/2005	Grove et al.	36/25 R
					2006/0213088 A1 *	9/2006	Grove et al.	36/100
					2010/0139129 A1	6/2010	Kuhtz et al.		
					2011/0146108 A1	6/2011	Grott et al.		

* cited by examiner

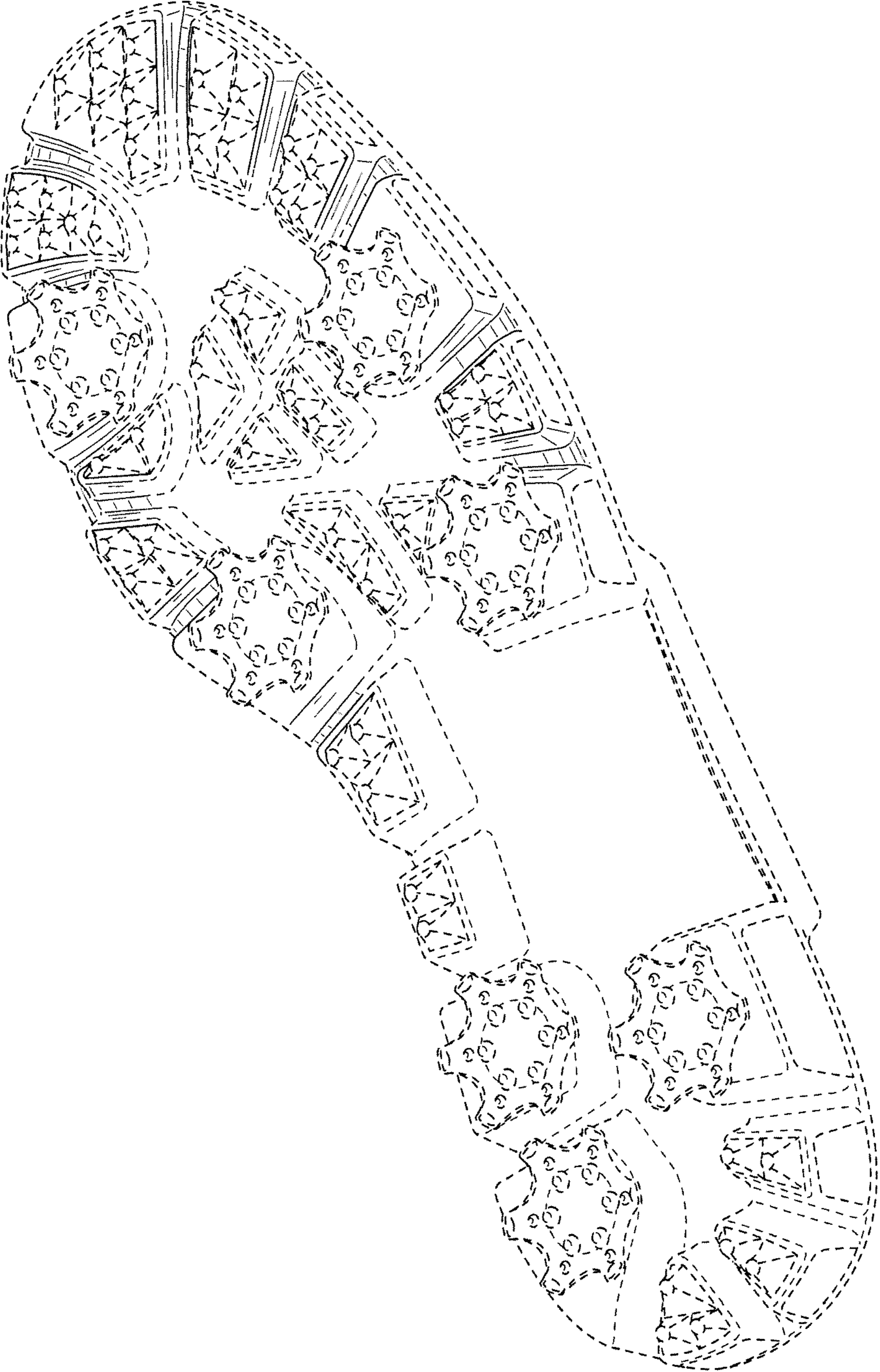


FIG. 1

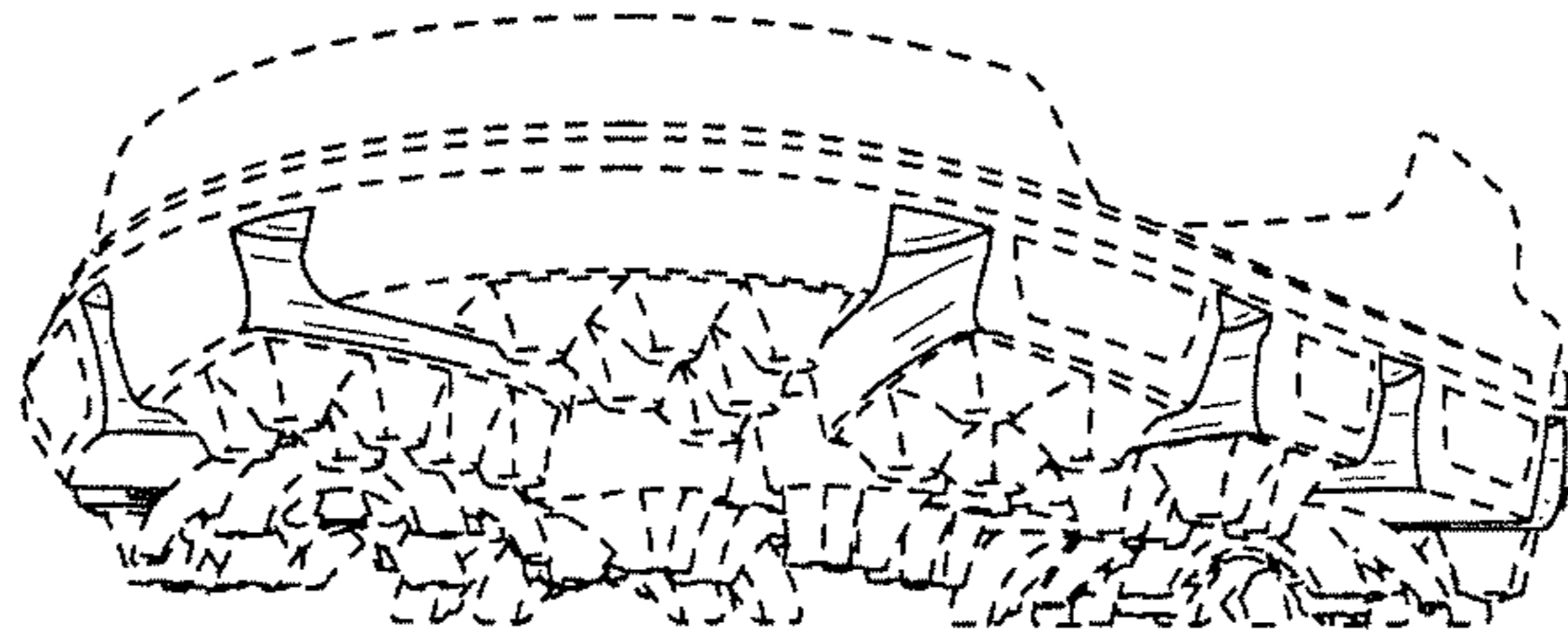


FIG. 2

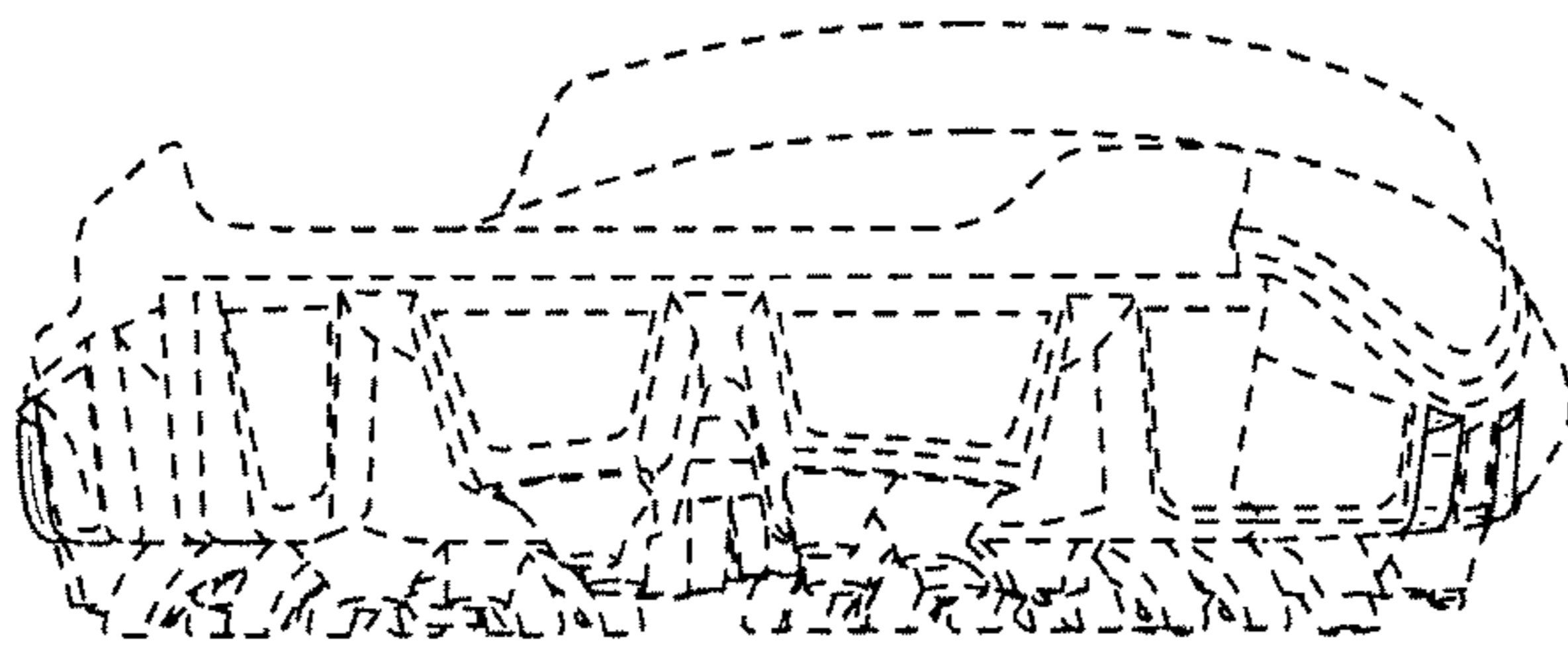


FIG. 3




FIG. 4

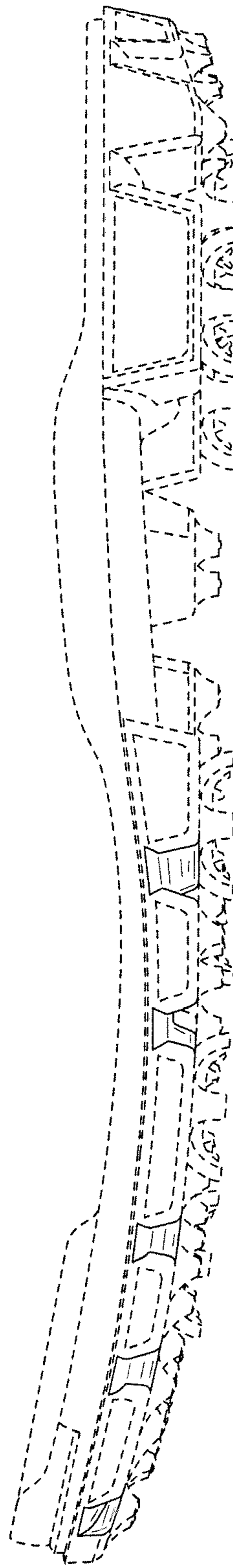


FIG. 5

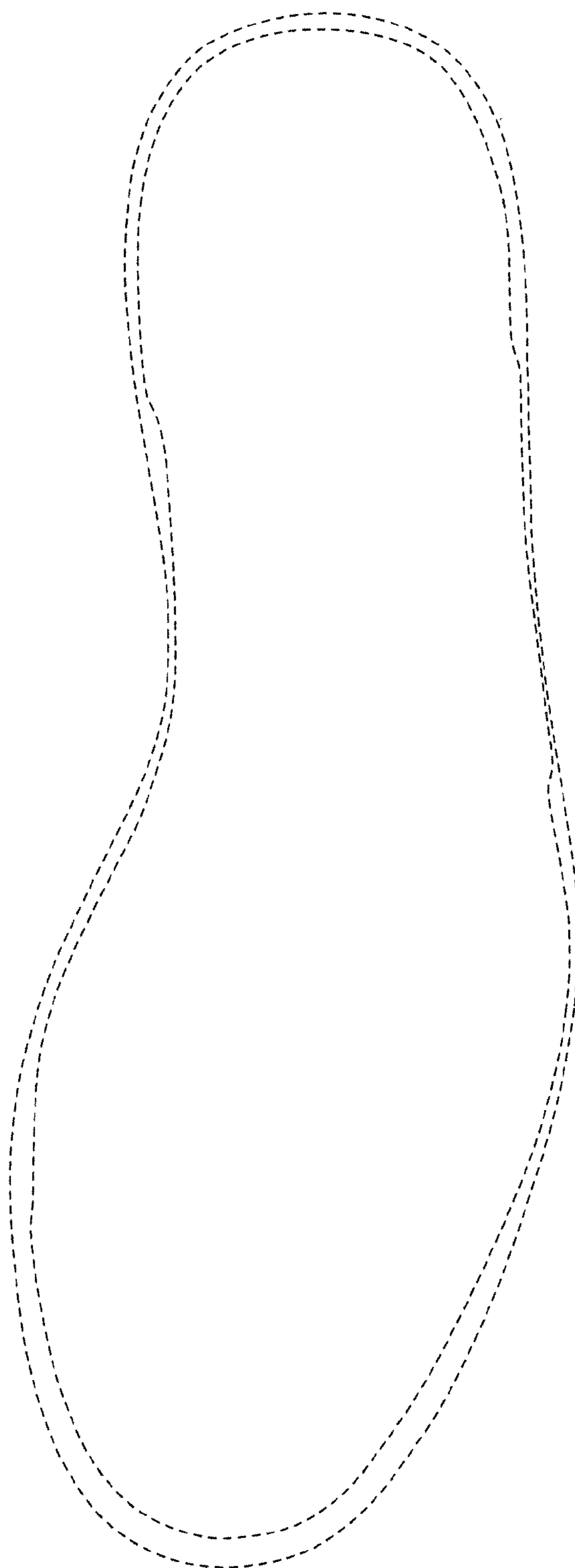


FIG. 6

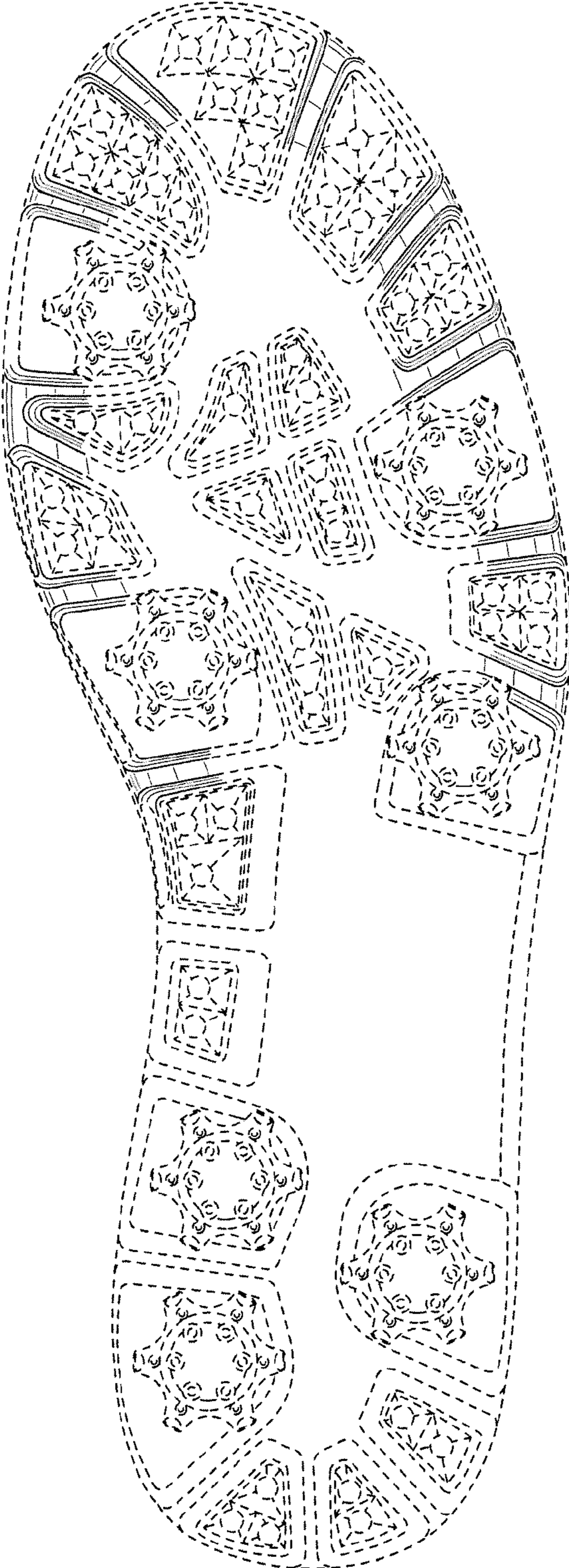


FIG. 7