



US00D707431S

(12) **United States Design Patent**
Grott et al.

(10) **Patent No.:** **US D707,431 S**
(45) **Date of Patent:** **** Jun. 24, 2014**

(54) **GOLF SHOE OUTSOLE**

(75) Inventors: **Marco Aurelio Grott**, San Marcos, CA (US); **Ernie Rustam**, Oceanside, CA (US); **Gerald Kuhtz**, San Diego, CA (US); **June Cate**, Chula Vista, CA (US)

(73) Assignee: **Taylor Made Golf Company, Inc.**, Carlsbad, CA (US)

(**) Term: **14 Years**

(21) Appl. No.: **29/424,356**

(22) Filed: **Jun. 11, 2012**

(51) **LOC (10) Cl.** **02-04**

(52) **U.S. Cl.**
USPC **D2/958**; D2/951

(58) **Field of Classification Search**
USPC D2/902, 906, 908, 916, 918, 925, D2/946-962, 977; 36/3 B, 22 R, 24.5, 25 R, 36/28, 32 R, 34 R, 59 C, 67 A, 103
See application file for complete search history.

(56) **References Cited**

U.S. PATENT DOCUMENTS

D292,443 S	10/1987	Ihlenburg	
5,371,957 A	12/1994	Gaudio	
D380,889 S	* 7/1997	Earle	D2/957
D389,993 S	* 2/1998	Ryan	D2/953
D390,347 S	* 2/1998	Bathum	D2/954
D390,349 S	* 2/1998	Murai et al.	D2/959
D402,447 S	* 12/1998	Munns	D2/953
D407,193 S	* 3/1999	Doxey	D2/957
6,065,230 A	* 5/2000	James	36/25 R
6,237,251 B1	* 5/2001	Litchfield et al.	36/25 R
D478,715 S	* 8/2003	Burt	D2/954
D496,778 S	* 10/2004	Le	D2/959
D507,097 S	* 7/2005	Sonnergren	D2/956
D509,948 S	* 9/2005	Robinson et al.	D2/953
D527,876 S	* 9/2006	Robinson et al.	D2/953

D539,515 S	* 4/2007	Robinson et al.	D2/951
D547,932 S	* 8/2007	Loverin	D2/953
D548,440 S	8/2007	Ortley et al.	
D551,433 S	* 9/2007	Loverin	D2/953
D561,444 S	* 2/2008	Feeney et al.	D2/960
D564,198 S	3/2008	Kuhtz	
D581,146 S	* 11/2008	Lane, III	D2/954
D587,441 S	* 3/2009	Lane et al.	D2/956
D593,736 S	* 6/2009	Mochen et al.	D2/954
D595,948 S	* 7/2009	Bacon	D2/969
D609,893 S	2/2010	Kuhtz	
7,685,745 B2	3/2010	Kuhtz et al.	

(Continued)

Primary Examiner — T. Chase Nelson

(74) Attorney, Agent, or Firm — Klarquist Sparkman, LLP

(57) **CLAIM**

We claim the ornamental design for a golf shoe outsole, as shown and described.

DESCRIPTION

FIG. 1 is a perspective view of a golf shoe outsole as viewed from the rear and one side thereof, according to an embodiment of the design;

FIG. 2 is a front elevation view of the golf shoe outsole of FIG. 1.

FIG. 3 is a rear elevation view of the golf shoe outsole of FIG. 1.

FIG. 4 is a side elevation view of the golf shoe outsole of FIG. 1.

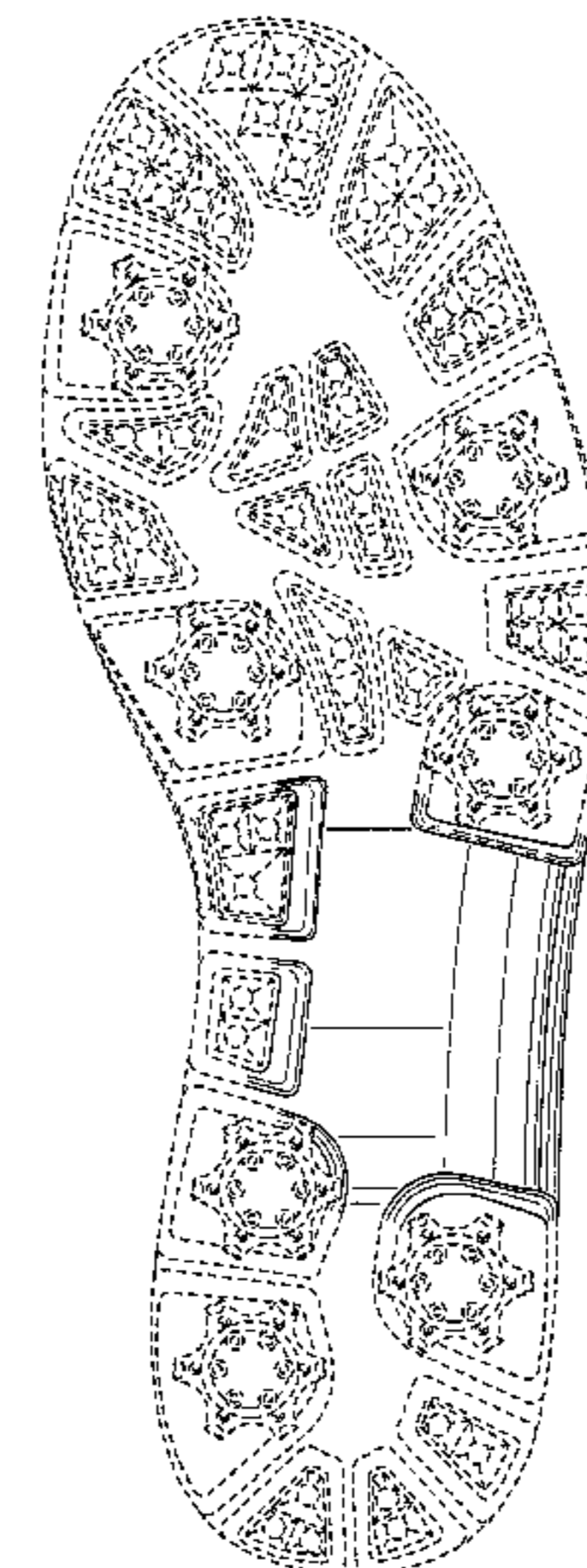
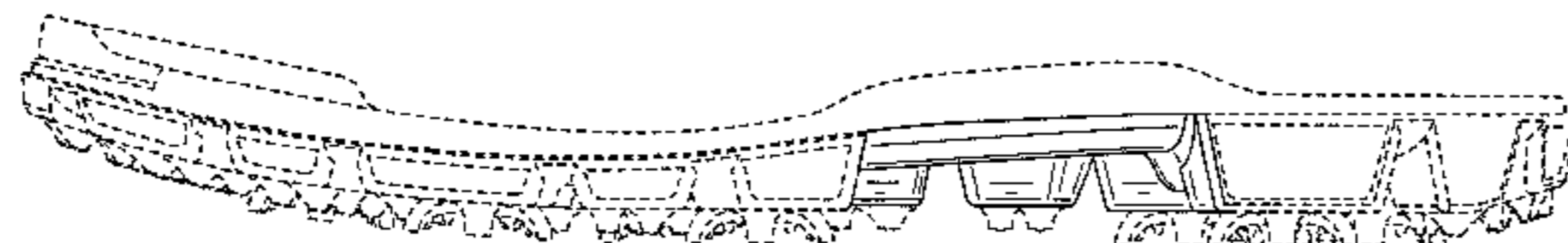
FIG. 5 is a side elevation view of the golf shoe outsole of FIG. 1, from the side opposite FIG. 4.

FIG. 6 is a top plan view of the golf shoe outsole of FIG. 1; and,

FIG. 7 is a bottom plan view of the golf shoe outsole of FIG. 1.

The dashed lines in the drawings are for purposes of illustrating portions of the golf shoe outsole that form no part of the claimed design.

1 Claim, 5 Drawing Sheets



(56)

References Cited

U.S. PATENT DOCUMENTS

D631,234 S 1/2011 Kasprzak
 D632,466 S 2/2011 Kasprzak
 D632,881 S * 2/2011 Rosenberg D2/961
 7,905,034 B2 * 3/2011 Robinson et al. 36/127
 8,079,159 B1 * 12/2011 Rosa 36/25 R
 D658,356 S * 5/2012 Bacon et al. D2/951
 D661,075 S * 6/2012 Bacon et al. D2/960
 D664,344 S * 7/2012 Bacon et al. D2/969

D667,204 S * 9/2012 Campbell et al. D2/947
 D667,205 S * 9/2012 Campbell et al. D2/953
 8,453,344 B2 * 6/2013 Nishiwaki et al. 36/35 R
 D690,089 S * 9/2013 Grott et al. D2/957
 2002/0092201 A1 * 7/2002 Kraeuter et al. 36/25 R
 2004/0148803 A1 * 8/2004 Grove et al. 36/103
 2005/0210705 A1 * 9/2005 Grove et al. 36/25 R
 2006/0213088 A1 * 9/2006 Grove et al. 36/100
 2010/0139129 A1 6/2010 Kuhtz et al.
 2011/0146108 A1 6/2011 Grott et al.

* cited by examiner

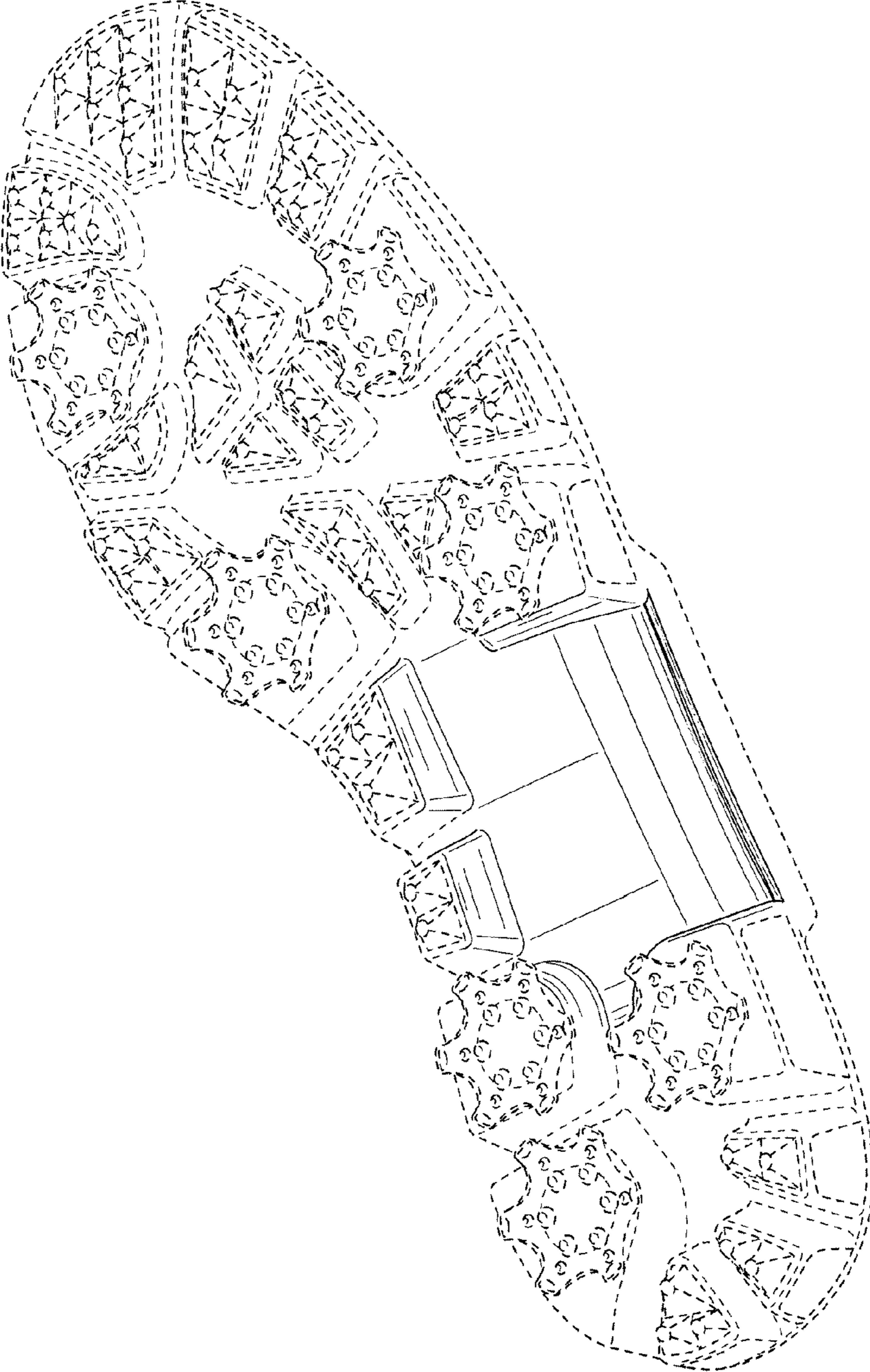


FIG. 1



FIG. 2




FIG. 3



FIG. 4




FIG. 5

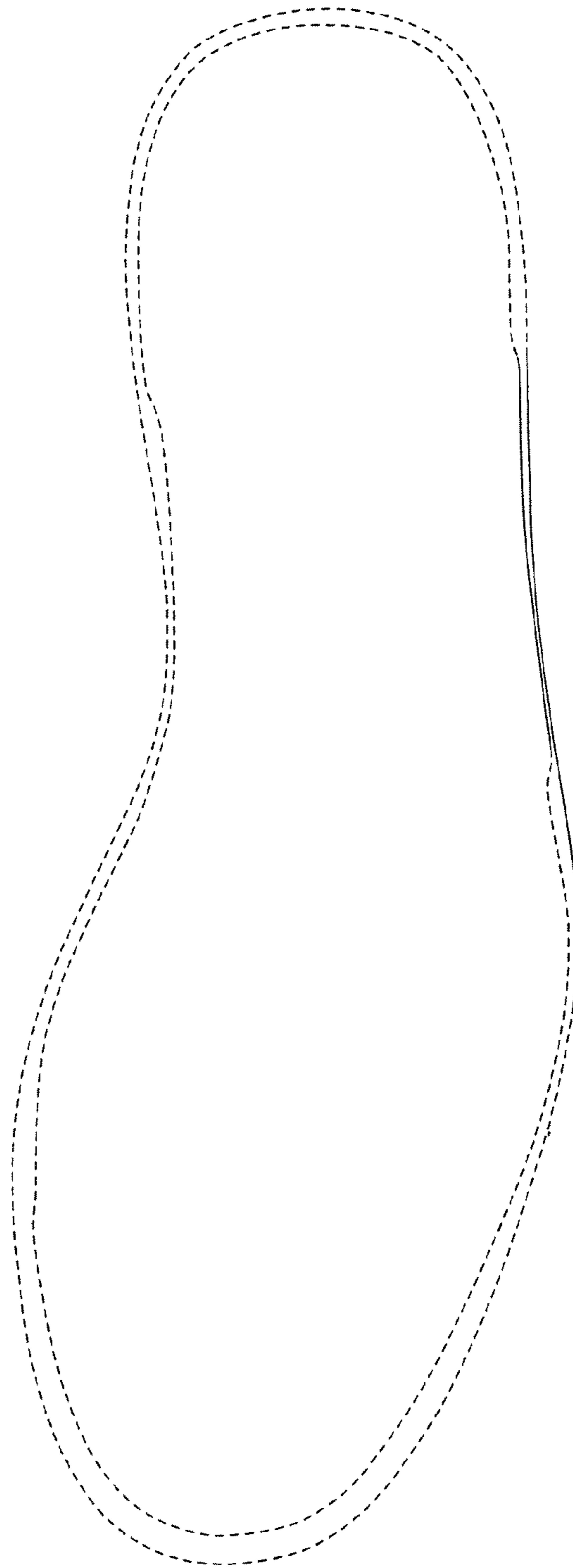


FIG. 6

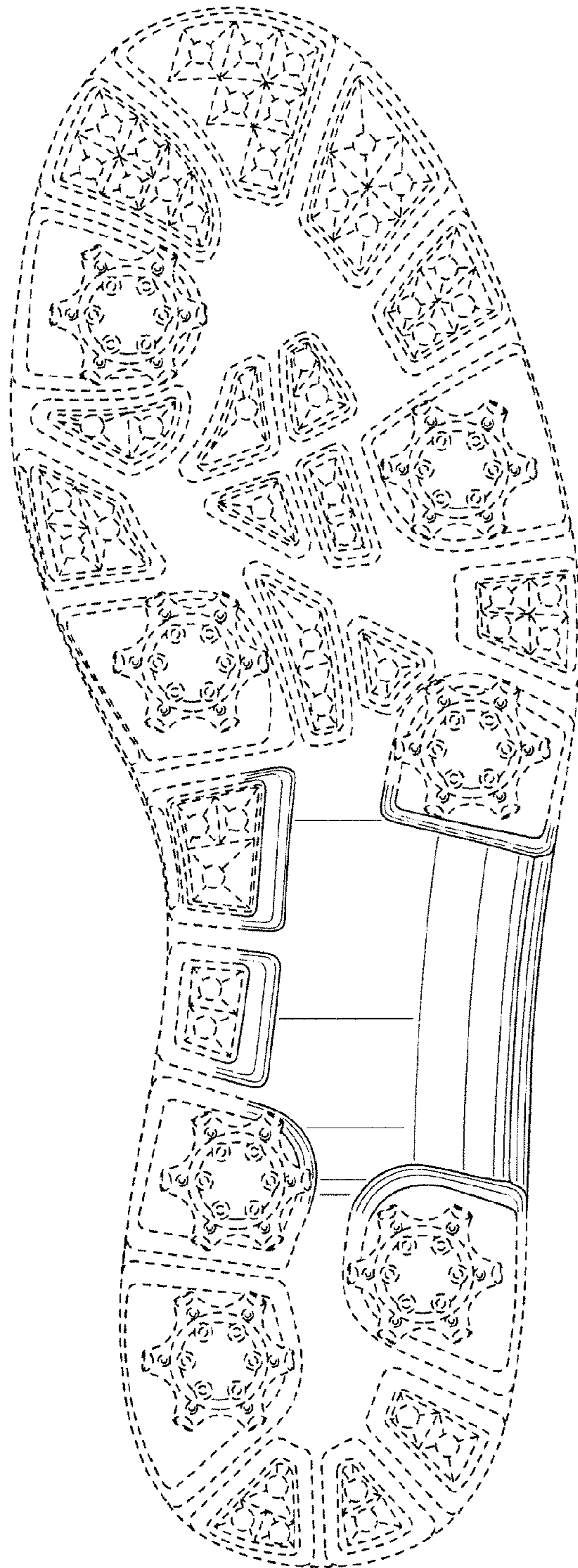


FIG. 7