



US00D707416S

(12) **United States Design Patent**
Pearson

(10) **Patent No.:** **US D707,416 S**

(45) **Date of Patent:** **** Jun. 24, 2014**

(54) **CONFECTION**

(71) Applicant: **Mars, Incorporated**, McLean, VA (US)

(72) Inventor: **Adrienne Ruth Pearson**, Rochester Hills, MI (US)

(73) Assignee: **Mars, Incorporated**, McLean, VA (US)

(**) Term: **14 Years**

(21) Appl. No.: **29/451,963**

(22) Filed: **Apr. 10, 2013**

(51) **LOC (10) Cl.** **01-01**

(52) **U.S. Cl.**

USPC **D1/102**

(58) **Field of Classification Search**

USPC D1/100–130, 199; 426/2, 89, 94, 104,
426/138, 143, 275, 277, 279, 281–284, 292,
426/295, 391, 496, 514, 566, 572, 660, 92,
426/134, 635, 805; D24/101–104;
D25/119–135; 119/706–711; D6/588,
D6/598; D7/628; D11/50, 133–134;
D20/14, 24, 30; D22/131

See application file for complete search history.

(56) **References Cited**

U.S. PATENT DOCUMENTS

D96,714 S *	8/1935	Wewetzer	D28/78
D98,488 S *	2/1936	Wewetzer	D28/78
D99,651 S *	5/1936	Thomas	D1/102
2,312,046 A *	2/1943	Neilson	249/97
2,360,559 A *	10/1944	Glazer	426/305
2,521,995 A *	9/1950	Pridy	426/481
2,570,031 A *	10/1951	Gibson	426/91
2,682,234 A *	6/1954	Baldanza	249/92

D188,694 S *	8/1960	Freeman	D32/59
D269,128 S *	5/1983	Hiscock	D24/101
D269,640 S *	7/1983	Hiscock	D24/101
D316,922 S *	5/1991	Alpers et al.	D1/110
D318,555 S *	7/1991	Alpers et al.	D1/110
D318,556 S *	7/1991	Alpers et al.	D1/110
D318,748 S *	8/1991	Alpers et al.	D1/110
D390,335 S *	2/1998	Carrick et al.	D1/102
D524,513 S *	7/2006	Palmer et al.	D1/110
D526,892 S *	8/2006	Nishiyuen et al.	D1/199
D544,177 S *	6/2007	Beecham	D1/127
D643,996 S *	8/2011	Anderson et al.	D1/107
D648,916 S *	11/2011	Rexroad	D1/104
D668,017 S *	10/2012	Coble	D1/107
D669,656 S *	10/2012	Coble et al.	D1/107

* cited by examiner

Primary Examiner — Deanna L Pratt

Assistant Examiner — Katie Mroczka

(74) *Attorney, Agent, or Firm* — Arent Fox LLP

(57) **CLAIM**

The ornamental design for a confection, as shown and described.

DESCRIPTION

FIG. 1 is a perspective view of a confection showing my new design;

FIG. 2 is a front view of the design shown in FIG. 1;

FIG. 3 is a back view of the design shown in FIG. 1;

FIG. 4 is a left side view of the design shown in FIG. 1;

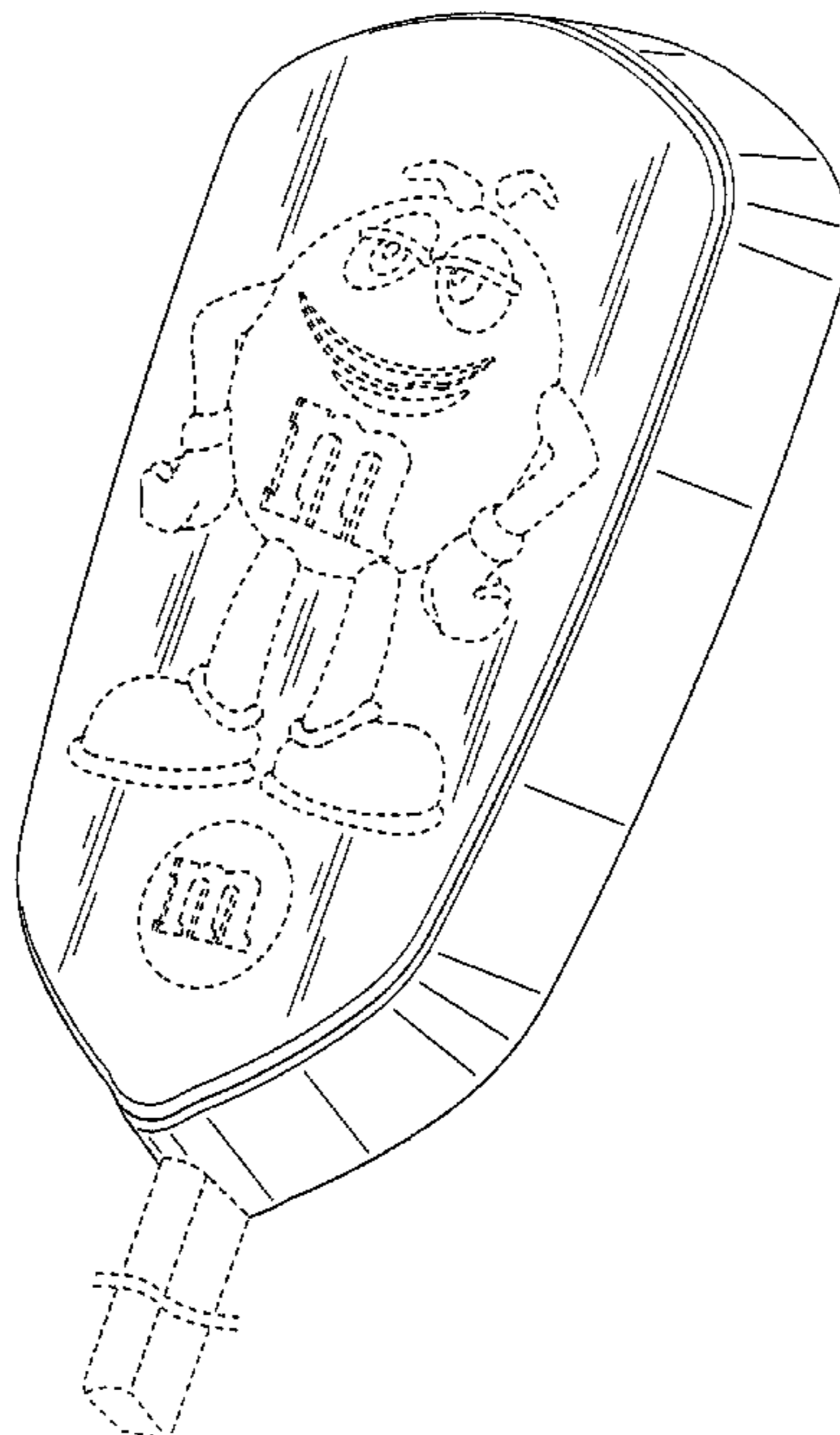
FIG. 5 is a right side view of the design shown in FIG. 1;

FIG. 6 is a top view of the design shown in FIG. 1; and,

FIG. 7 is a bottom view of the design shown in FIG. 1.

The broken lines shown in the drawings represent unclaimed portions of the confection and form no part of the claimed design.

1 Claim, 7 Drawing Sheets



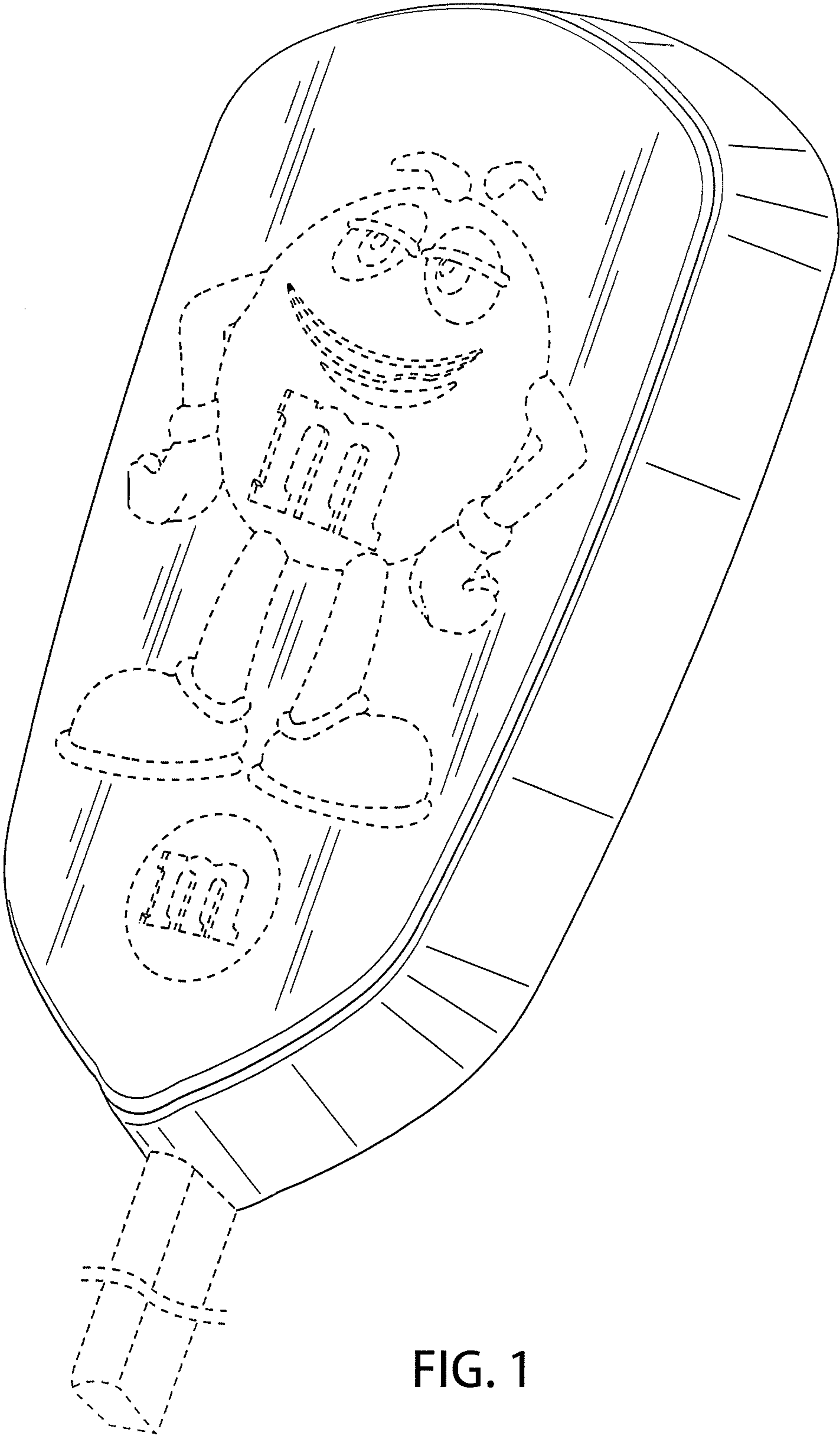


FIG. 1




FIG. 2

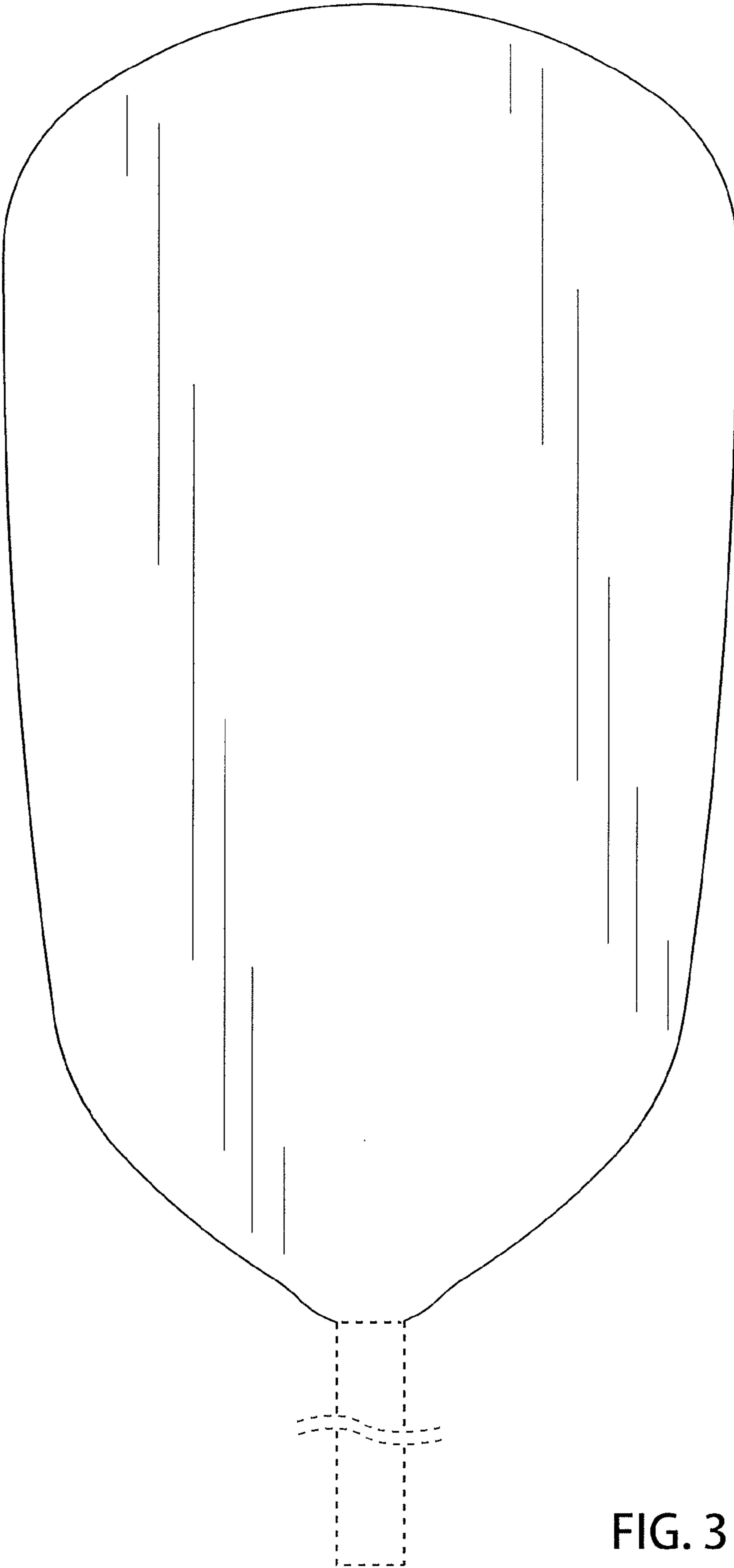


FIG. 3

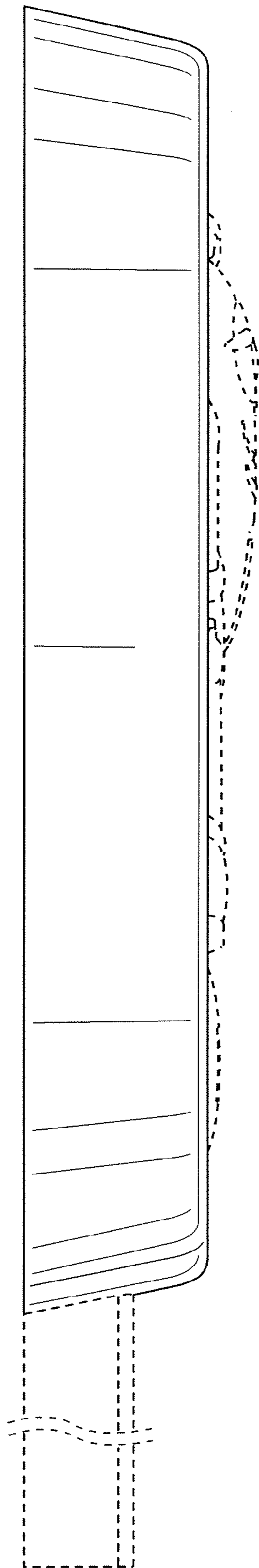


FIG. 4

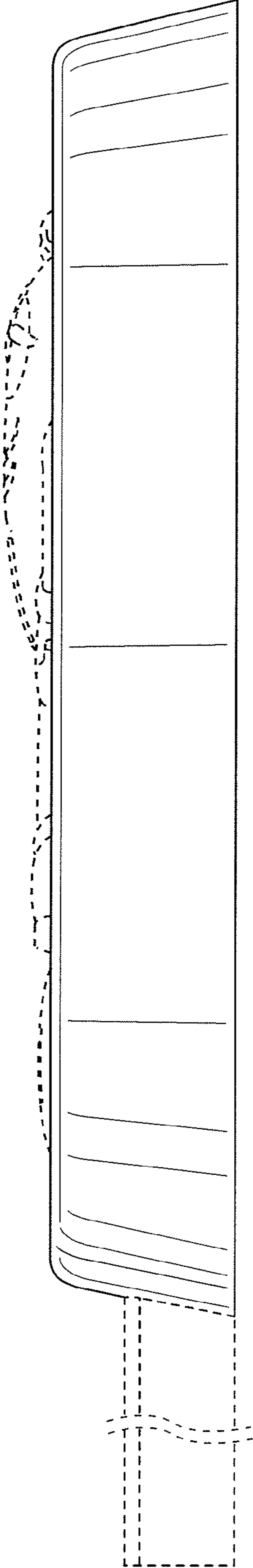


FIG. 5

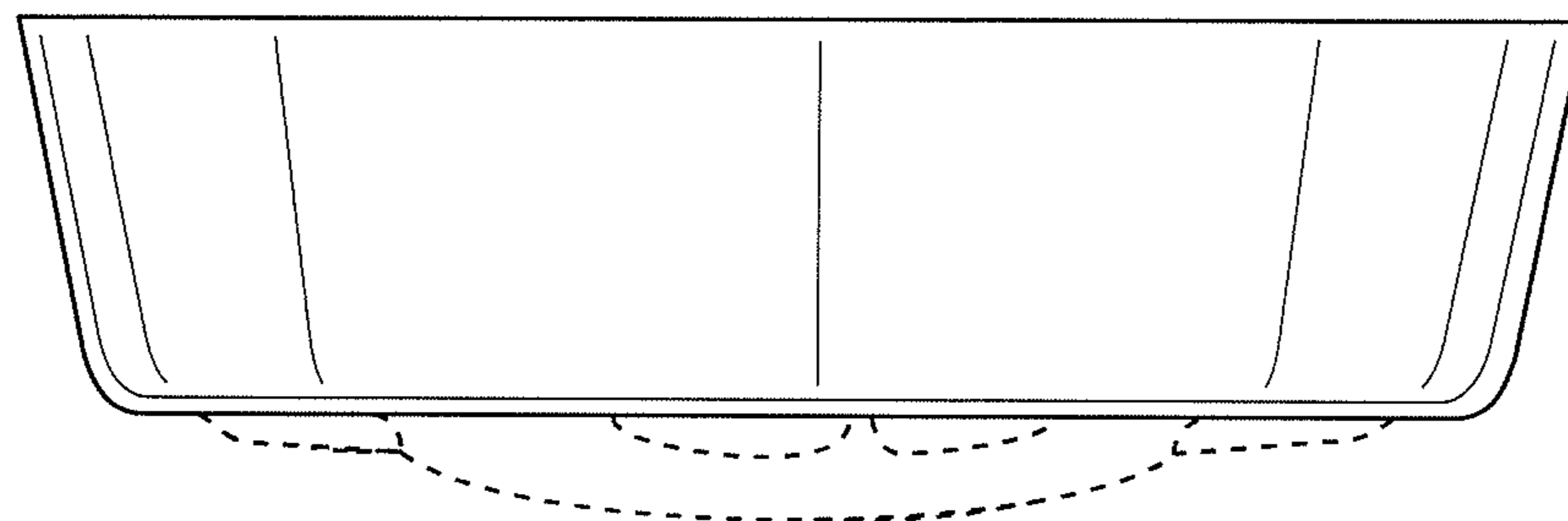


FIG. 6




FIG. 7