



US00D707399S

(12) **United States Design Patent**
Burke

(10) **Patent No.:** **US D707,399 S**

(45) **Date of Patent:** **** Jun. 17, 2014**

- (54) **BIRD SLEEPING HUT**
- (71) Applicant: **Jennifer A. Burke**, Mt. Airy, MD (US)
- (72) Inventor: **Jennifer A. Burke**, Mt. Airy, MD (US)
- (**) Term: **14 Years**
- (21) Appl. No.: **29/465,083**
- (22) Filed: **Aug. 23, 2013**
- (51) **LOC (10) Cl.** **30-06**
- (52) **U.S. Cl.**
USPC **D30/118**
- (58) **Field of Classification Search**
USPC D30/109–111, 117–119, 199; 119/28.5,
119/428, 433, 467, 482, 496–497, 671, 673,
119/678, 713–714, 717
See application file for complete search history.

5,490,478	A *	2/1996	Cole	119/28.5
5,555,846	A *	9/1996	Van De Bogart	119/708
D380,065	S *	6/1997	Hetterly	D30/118
D406,923	S *	3/1999	Simpkins	D30/118
6,170,438	B1 *	1/2001	Marwah et al.	119/600
D441,146	S *	4/2001	Passmore	D30/118
6,394,039	B1 *	5/2002	Grauer	119/497
6,550,429	B2 *	4/2003	Haze	119/28.5
D501,063	S *	1/2005	Bertoli et al.	D30/108
6,918,355	B1 *	7/2005	Arvanites	119/707
D529,237	S *	9/2006	Piagentini	D30/118
D597,264	S *	7/2009	Hsieh	D30/118
D626,702	S *	11/2010	Sacher	D30/118
D695,467	S *	12/2013	Krejci	D30/118

* cited by examiner

Primary Examiner — Cathy A MacCormac

(74) *Attorney, Agent, or Firm* — Rosenberg, Klein & Lee

(57) **CLAIM**

The ornamental design for a bird sleeping hut, as shown and described.

(56) **References Cited**

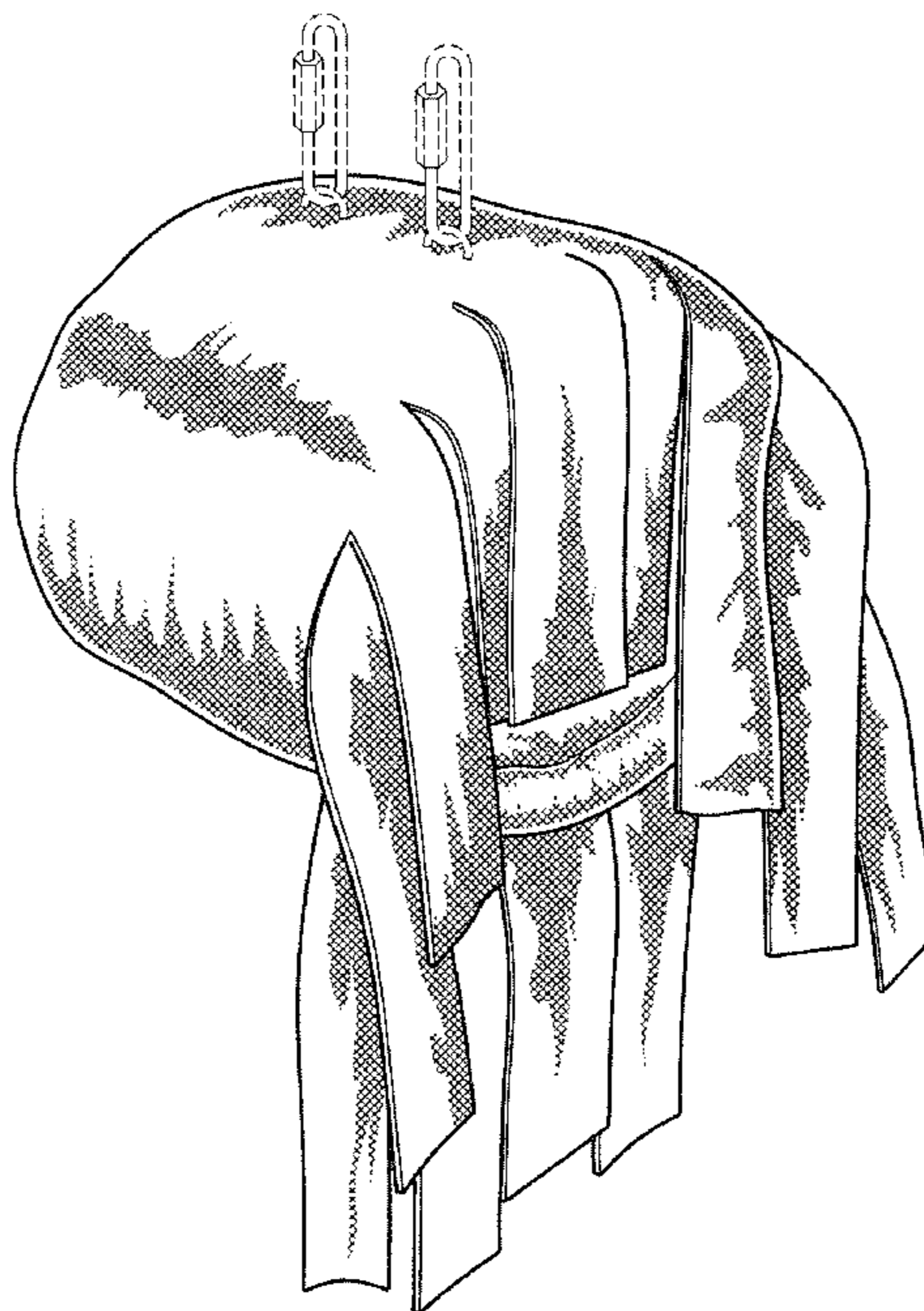
U.S. PATENT DOCUMENTS

D70,295	S *	6/1926	Schweiker	D6/598
2,032,248	A *	2/1936	Bins	119/482
2,854,948	A *	10/1958	Drayson	119/482
2,969,767	A *	1/1961	Bassett	119/497
3,547,079	A *	12/1970	Bassett	119/497
D232,850	S *	9/1974	Bloyd	D30/118
4,729,343	A *	3/1988	Evans	119/482
D302,610	S *	8/1989	Slawinski	D30/109
D308,121	S *	5/1990	Overturf	D30/118
5,109,801	A *	5/1992	Gahagan	119/751
5,230,304	A *	7/1993	Santoro	119/751
5,351,646	A *	10/1994	Zoroufy	119/497
5,357,901	A *	10/1994	Batts	119/28.5
5,423,290	A *	6/1995	Payne	119/487
D362,518	S *	9/1995	Porter	D30/119

DESCRIPTION

FIG. 1 is a perspective view of a bird sleeping hut showing my new design;
 FIG. 2 is a front elevational view thereof;
 FIG. 3 is a rear elevational view thereof;
 FIG. 4 is a right side elevational view thereof;
 FIG. 5 is a left side elevational view thereof;
 FIG. 6 is a top plan view thereof; and,
 FIG. 7 is a bottom plan view thereof.
 The portions of the Figures shown in broken lines of a mounting mechanism are for illustration only and form no part of the design as claimed.

1 Claim, 7 Drawing Sheets



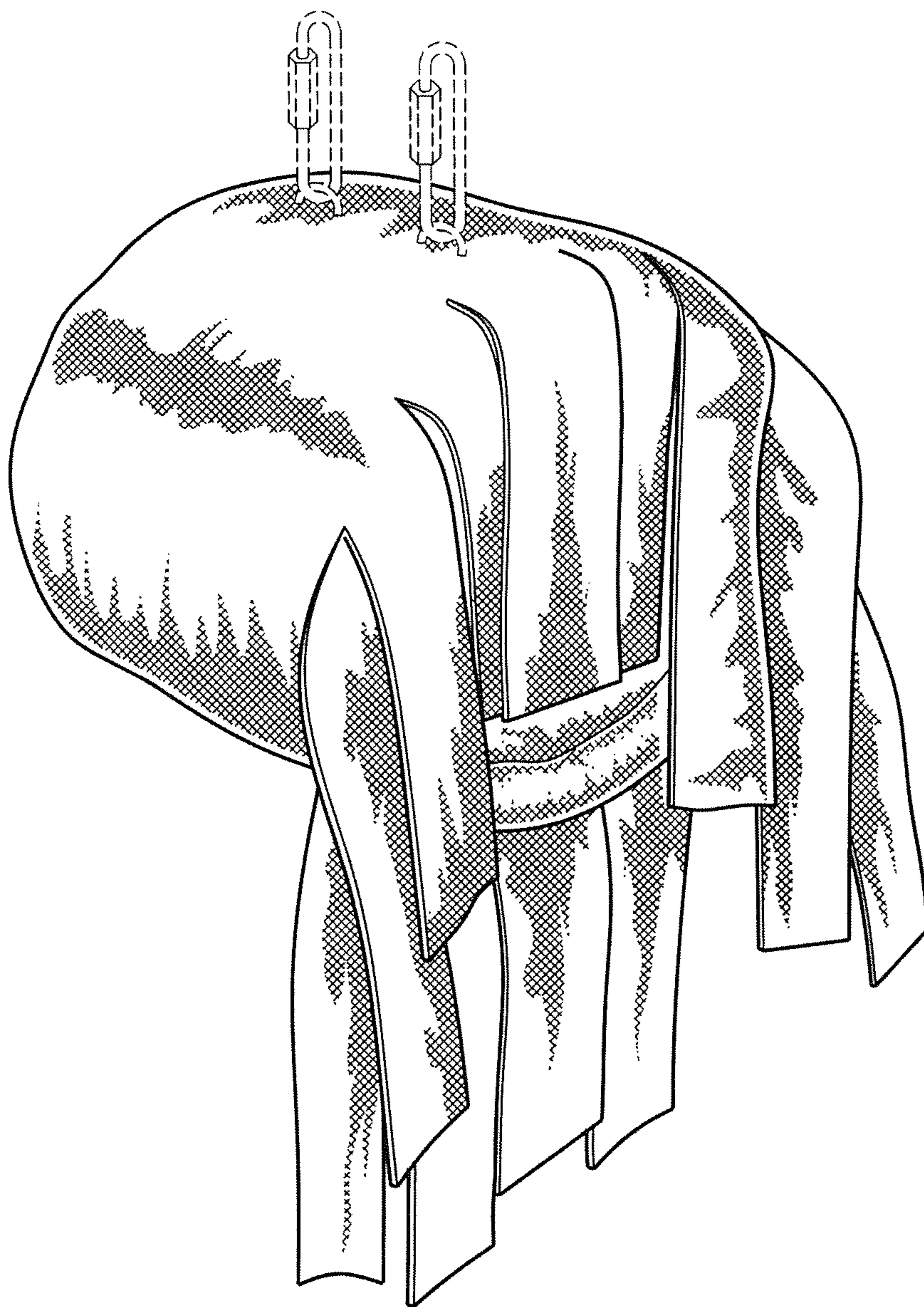


FIG. 1

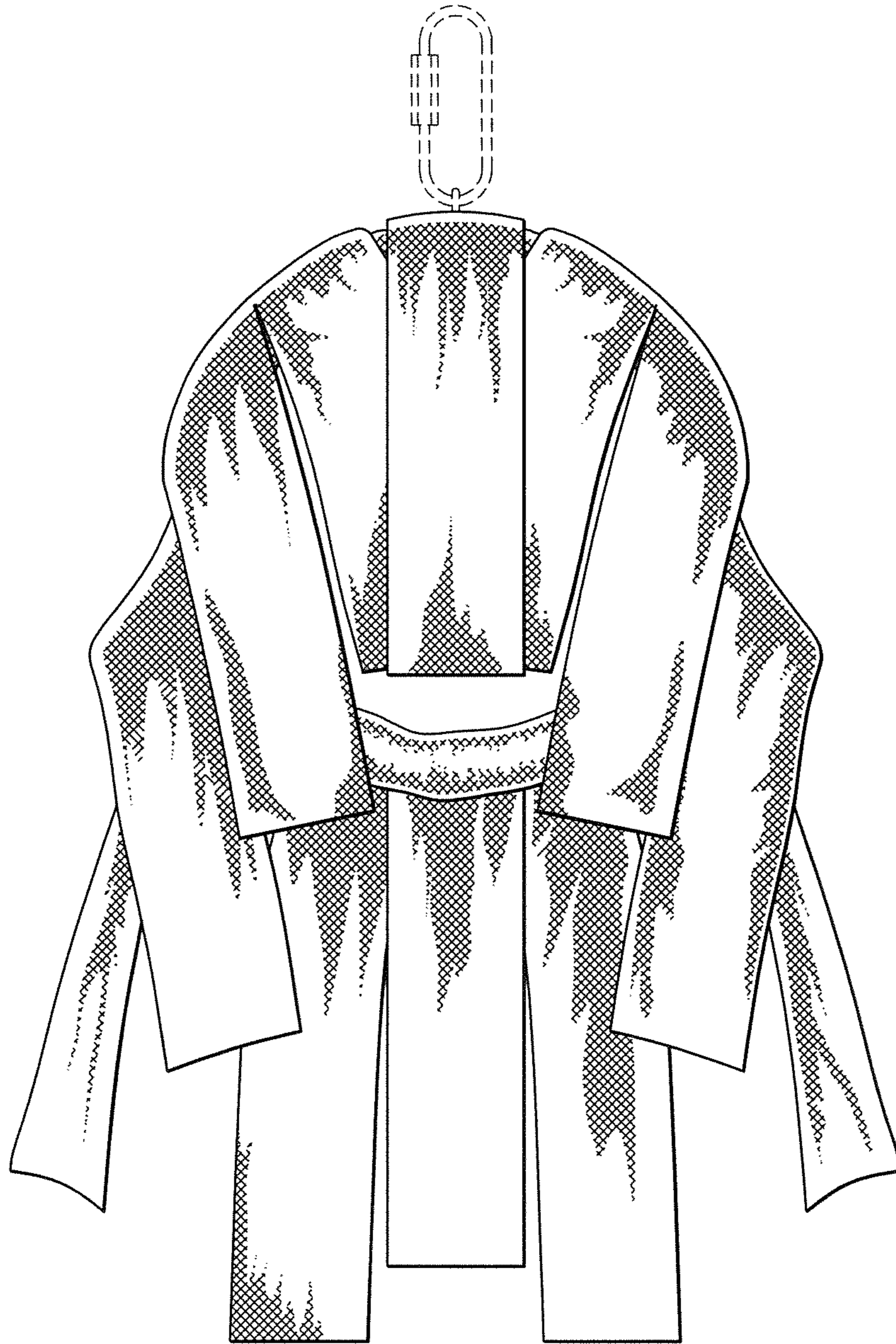


FIG. 2

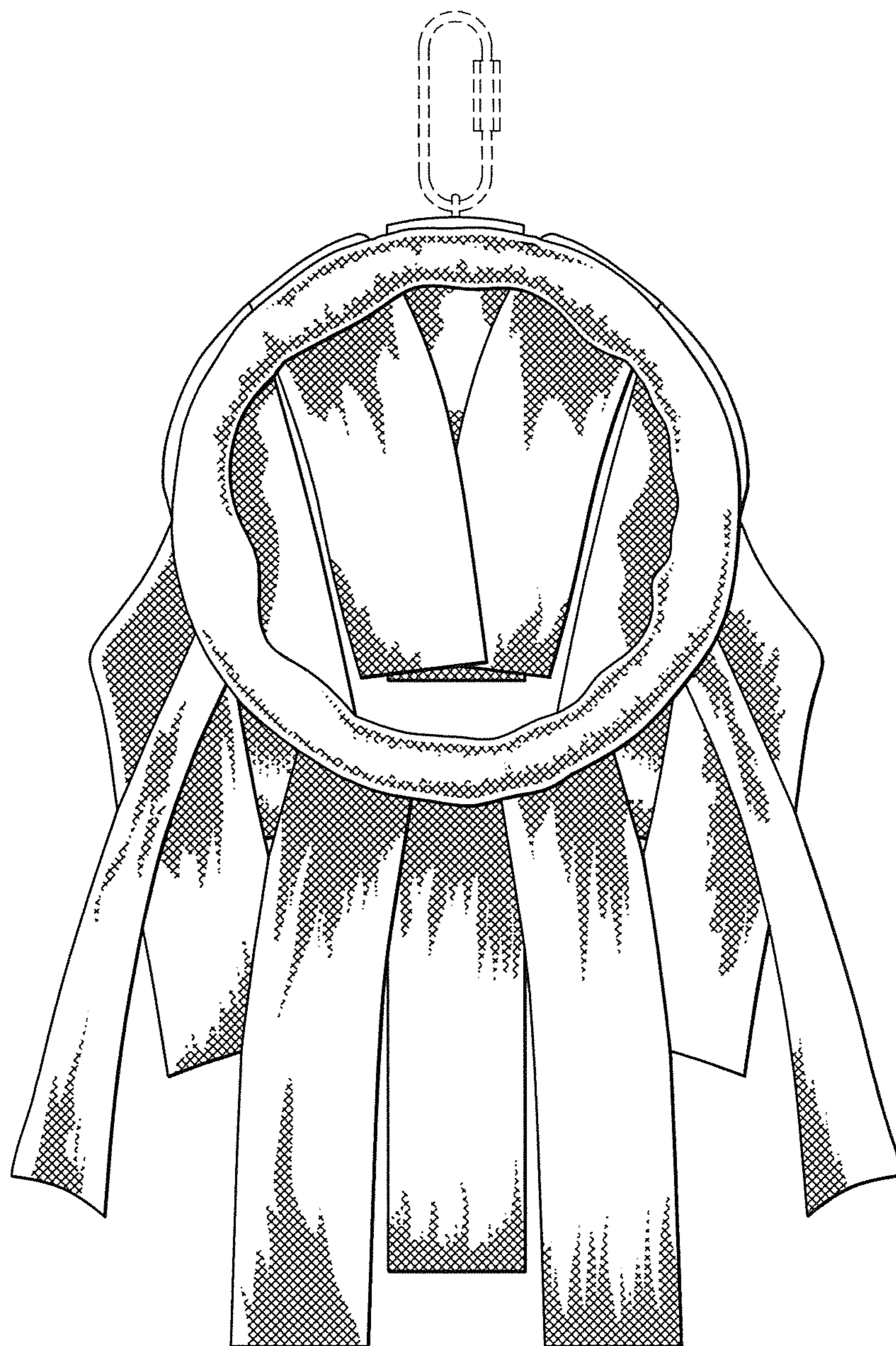


FIG. 3

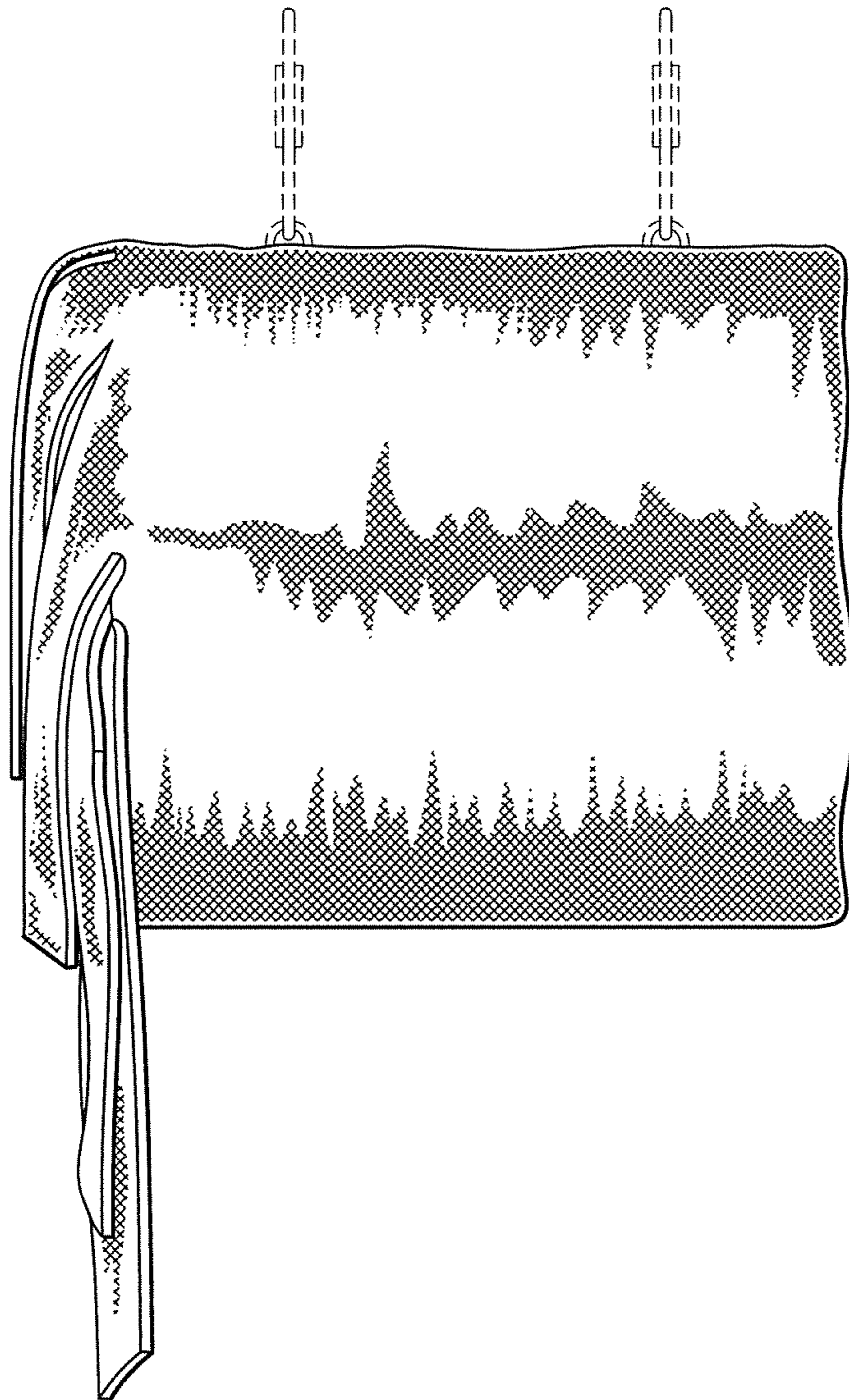


FIG. 4

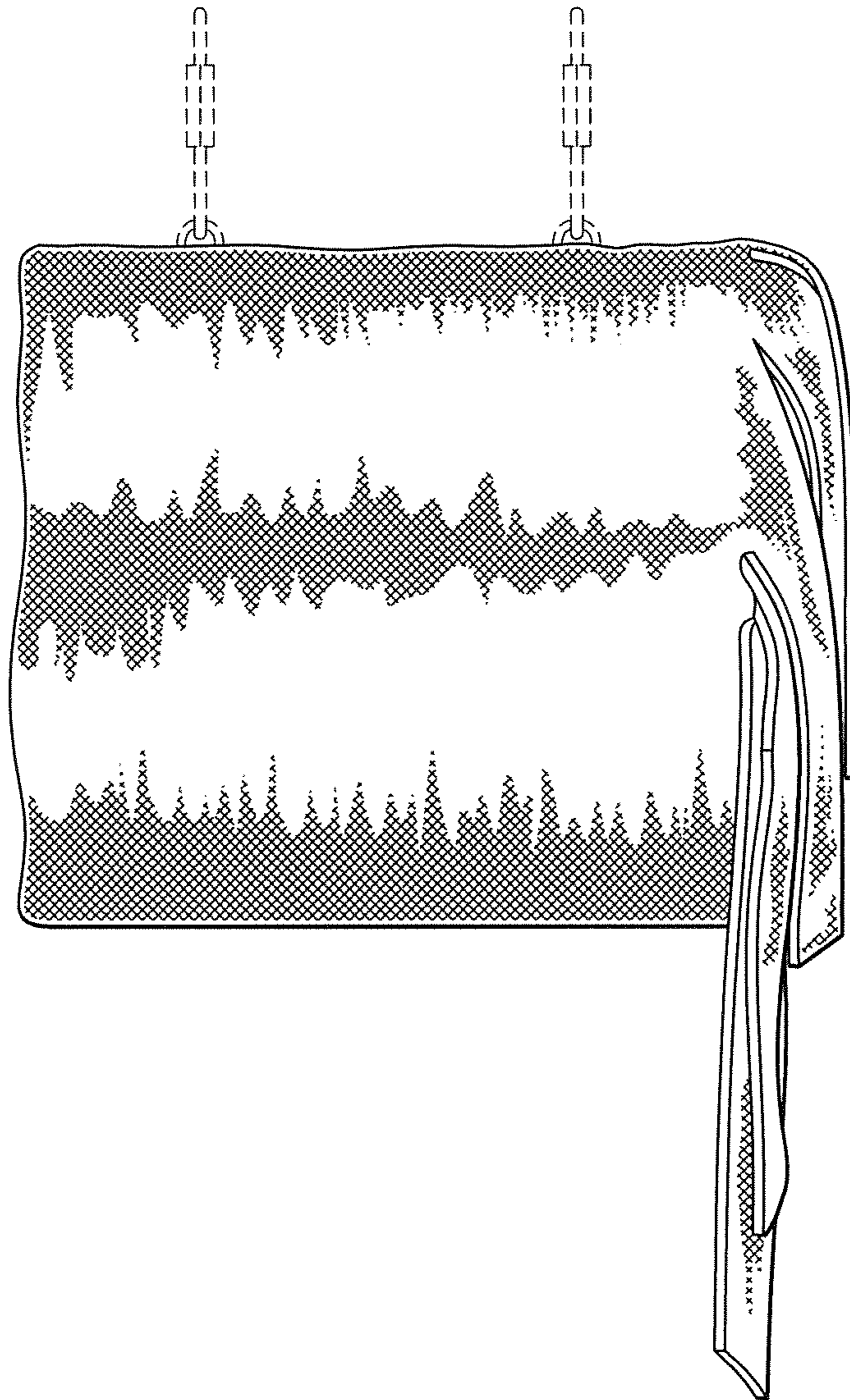


FIG. 5

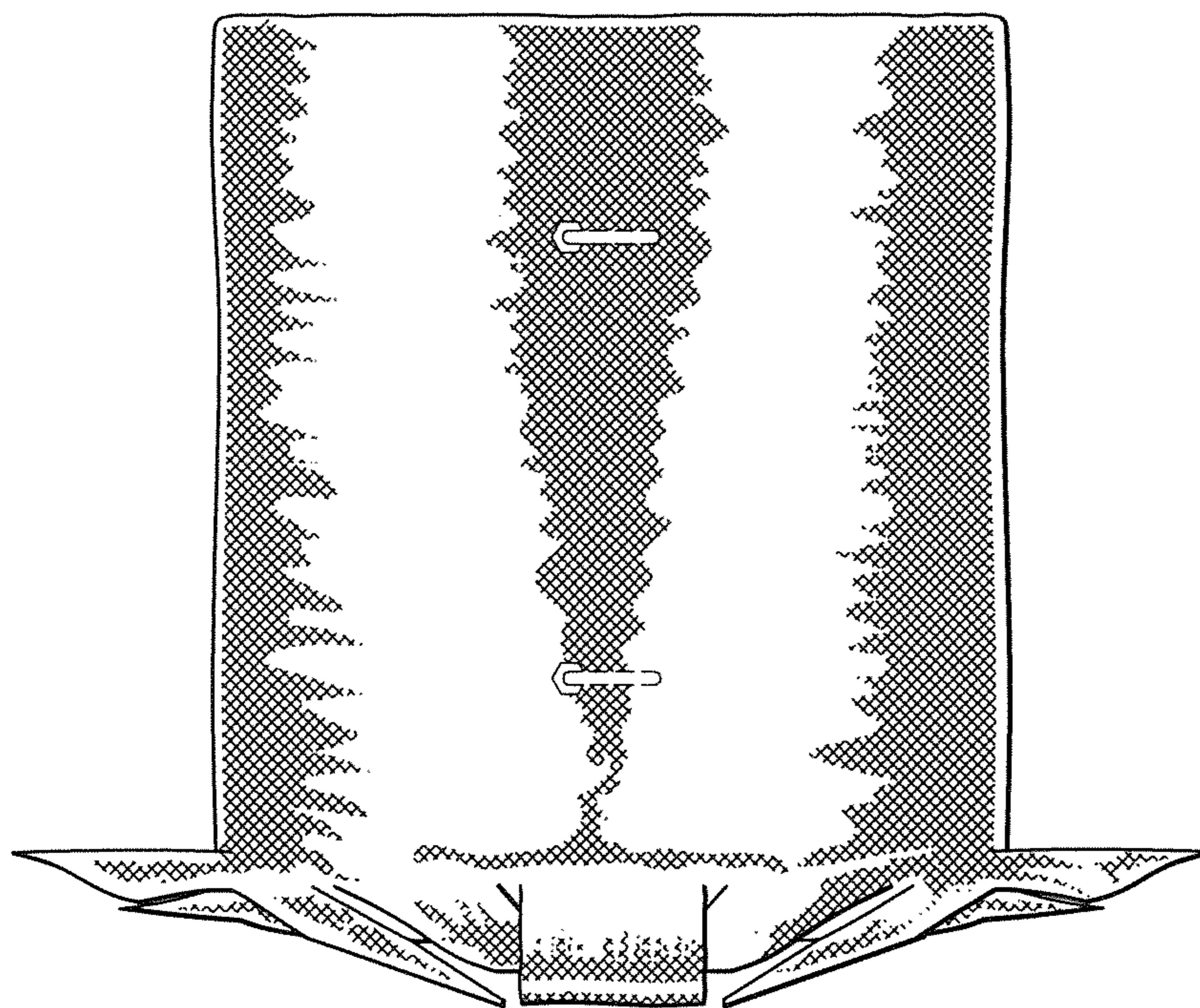


FIG. 6

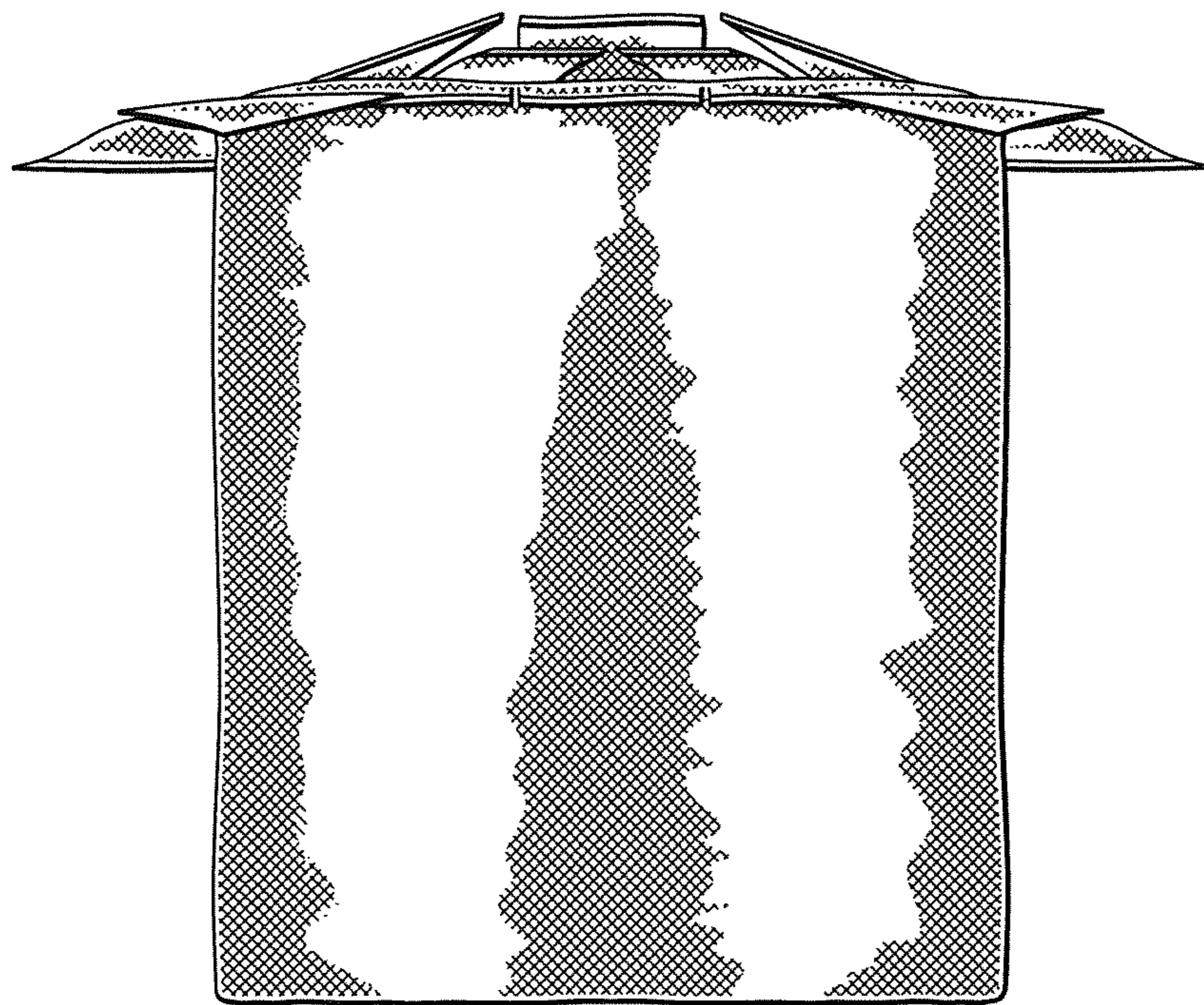


FIG. 7