



US00D707381S

(12) **United States Design Patent**
Maxik et al.

(10) **Patent No.:** **US D707,381 S**
(45) **Date of Patent:** **** Jun. 17, 2014**

- (54) **ROADWAY LAMP**
- (71) Applicant: **Lighting Science Group Corporation**,
Satellite Beach, FL (US)
- (72) Inventors: **Fredric S. Maxik**, Indialantic, FL (US);
Robert R. Soler, Cocoa Beach, FL (US);
David E. Bartine, Cocoa, FL (US);
Mark Andrew Oostdyk, Cape
Canaveral, FL (US); **Addy S. Widjaja**,
Palm Bay, FL (US); **Ran Zhou**,
Rockledge, FL (US)
- (73) Assignee: **Lighting Science Group Corporation**,
Satellite Beach, FL (US)
- (**) Term: **14 Years**
- (21) Appl. No.: **29/462,045**
- (22) Filed: **Jul. 30, 2013**
- (51) **LOC (10) Cl.** **26-05**
- (52) **U.S. Cl.**
USPC **D26/71**
- (58) **Field of Classification Search**
USPC D26/67-71, 92, 118;
362/249.01-249.06, 294, 373, 431
See application file for complete search history.

- D618,381 S * 6/2010 Huang D26/118
- D618,382 S * 6/2010 Huang D26/118
- D635,289 S 3/2011 Kong et al.
- D638,565 S 5/2011 Bembridge
- D645,190 S 9/2011 Van Klinken et al.
- D645,601 S 9/2011 Bacon
- D650,110 S 12/2011 Zhu
- 8,157,413 B2 4/2012 Maxik et al.
- D660,495 S 5/2012 Walker et al.
- D684,285 S 6/2013 Maxik et al.

* cited by examiner

Primary Examiner — Clare E Heflin

(74) *Attorney, Agent, or Firm* — Mark R. Malek; Zies
Widerman & Malek

(57) **CLAIM**

The ornamental design for a roadway lamp, as shown and
described.

DESCRIPTION

FIG. 1 is a perspective view of a roadway lamp according to
the present invention.

FIG. 2 is an exploded perspective view of the roadway lamp
illustrated in FIG. 1.

FIG. 3 is a top plan view of the roadway lamp illustrated in
FIG. 1.

FIG. 4 is a bottom plan view of the roadway lamp illustrated
in FIG. 1.

FIG. 5 is a left-side elevation view of the roadway lamp
illustrated in FIG. 1.

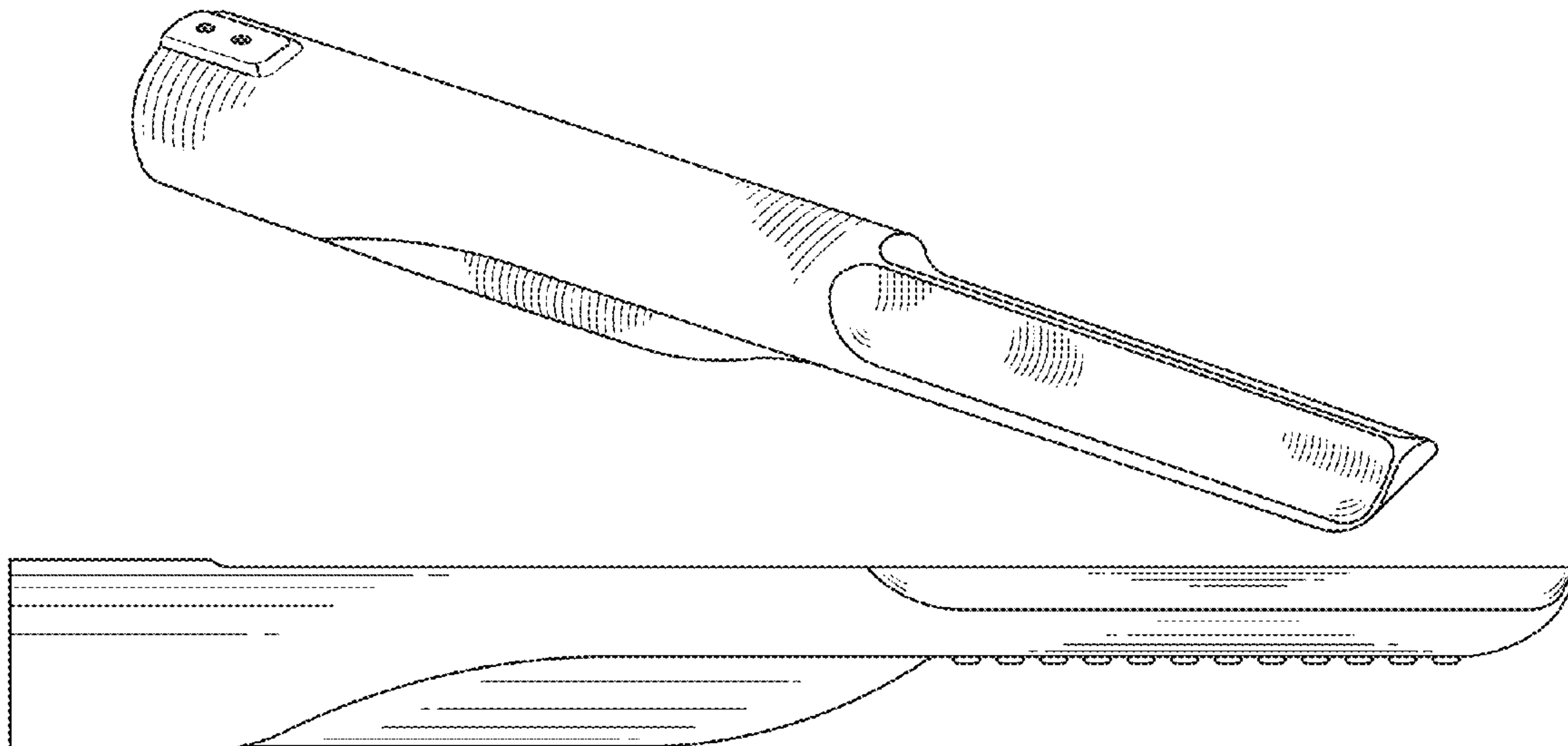
FIG. 6 is a right-side elevation view of the roadway lamp
illustrated in FIG. 1.

FIG. 7 is a front elevation view of the roadway lamp illus-
trated in FIG. 1; and,

FIG. 8 is a rear elevation view of the roadway lamp illustrated
in FIG. 1.

The broken-lines illustrated in the figures are directed to
subject matter that forms no part of the claimed design.

1 Claim, 4 Drawing Sheets



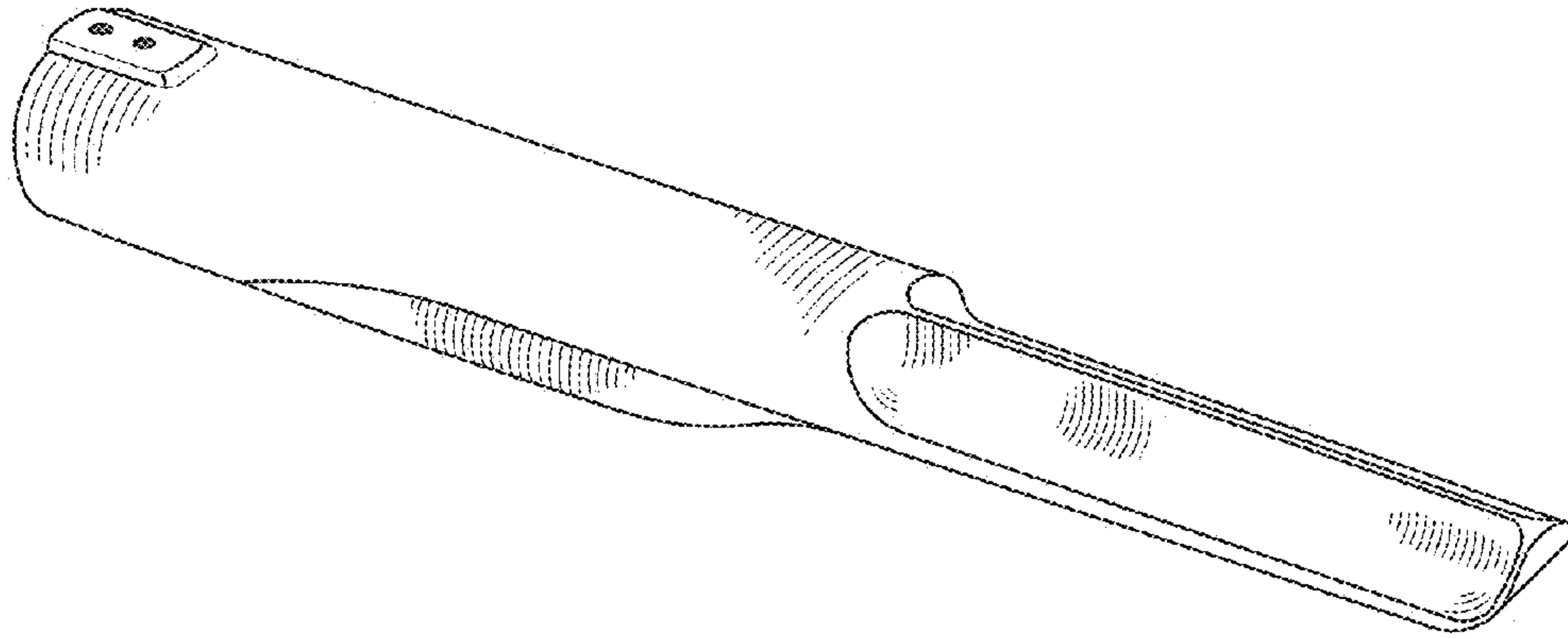


Fig. 1

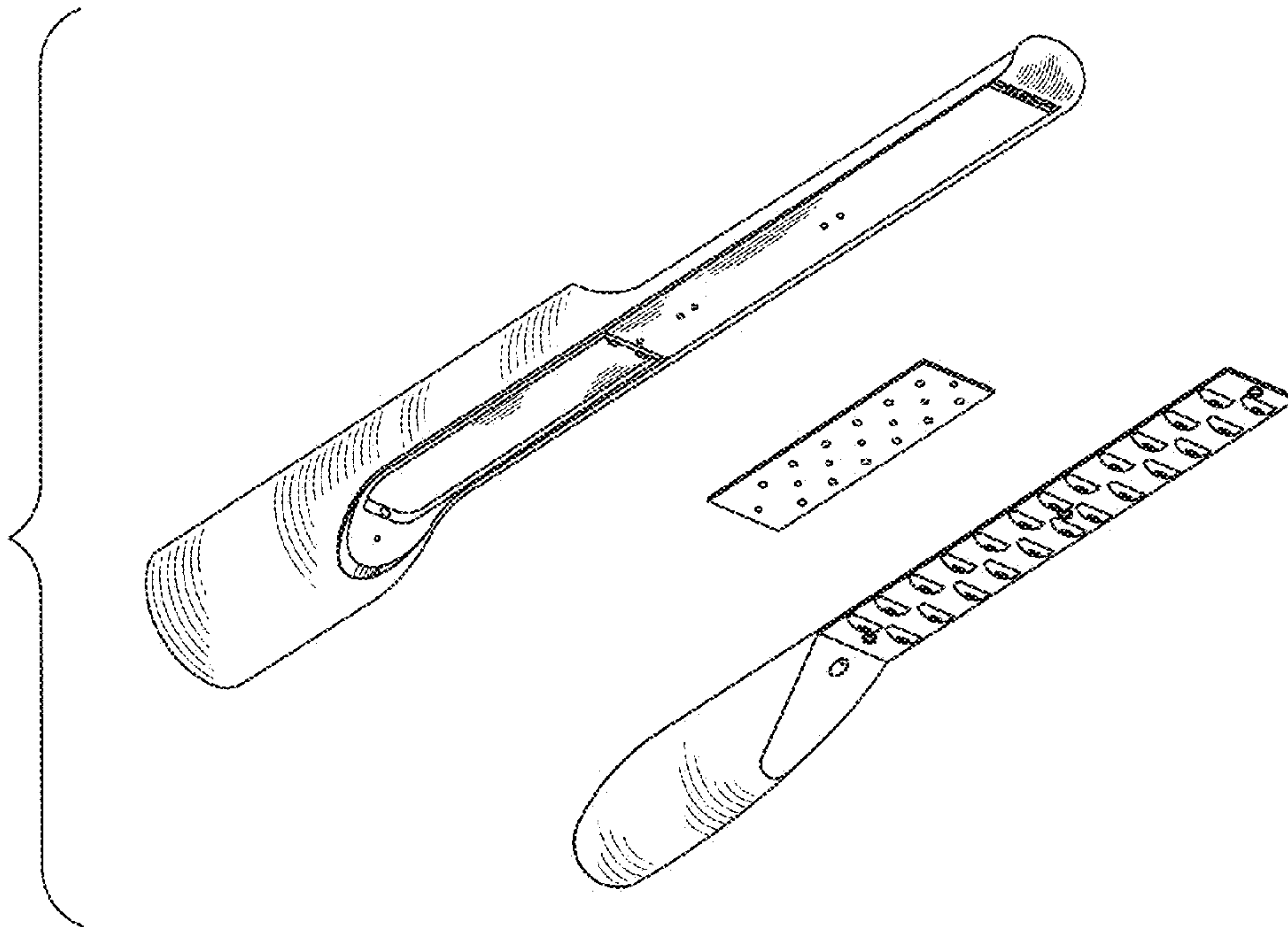


Fig. 2




Fig. 3

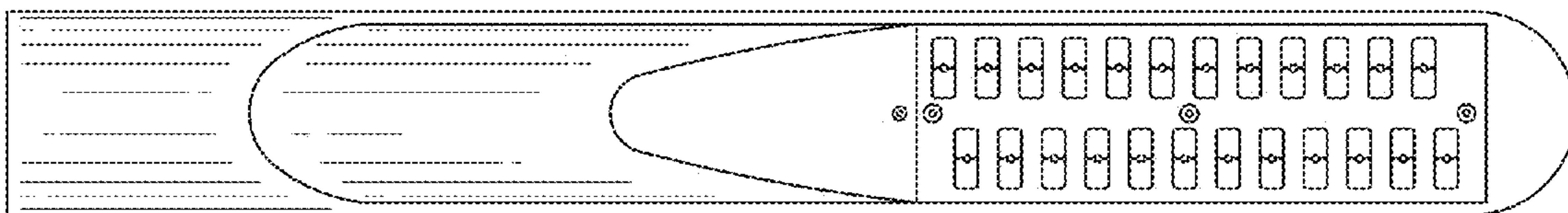


Fig. 4

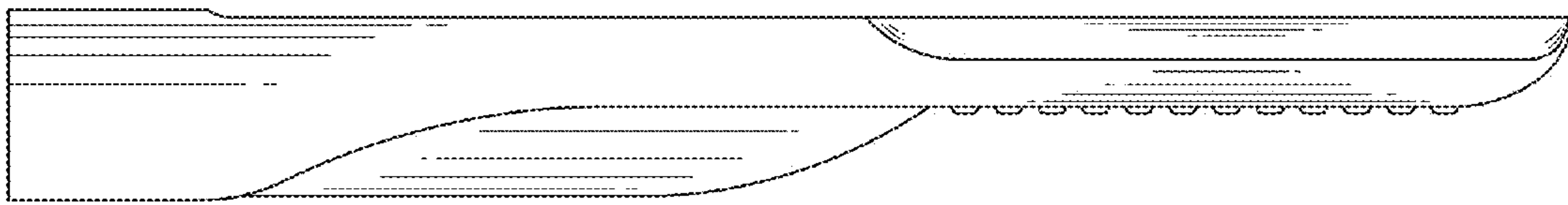


Fig. 5

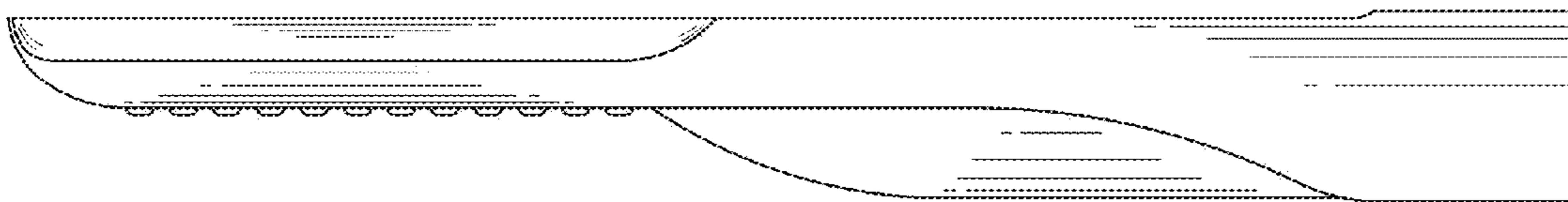


Fig. 6

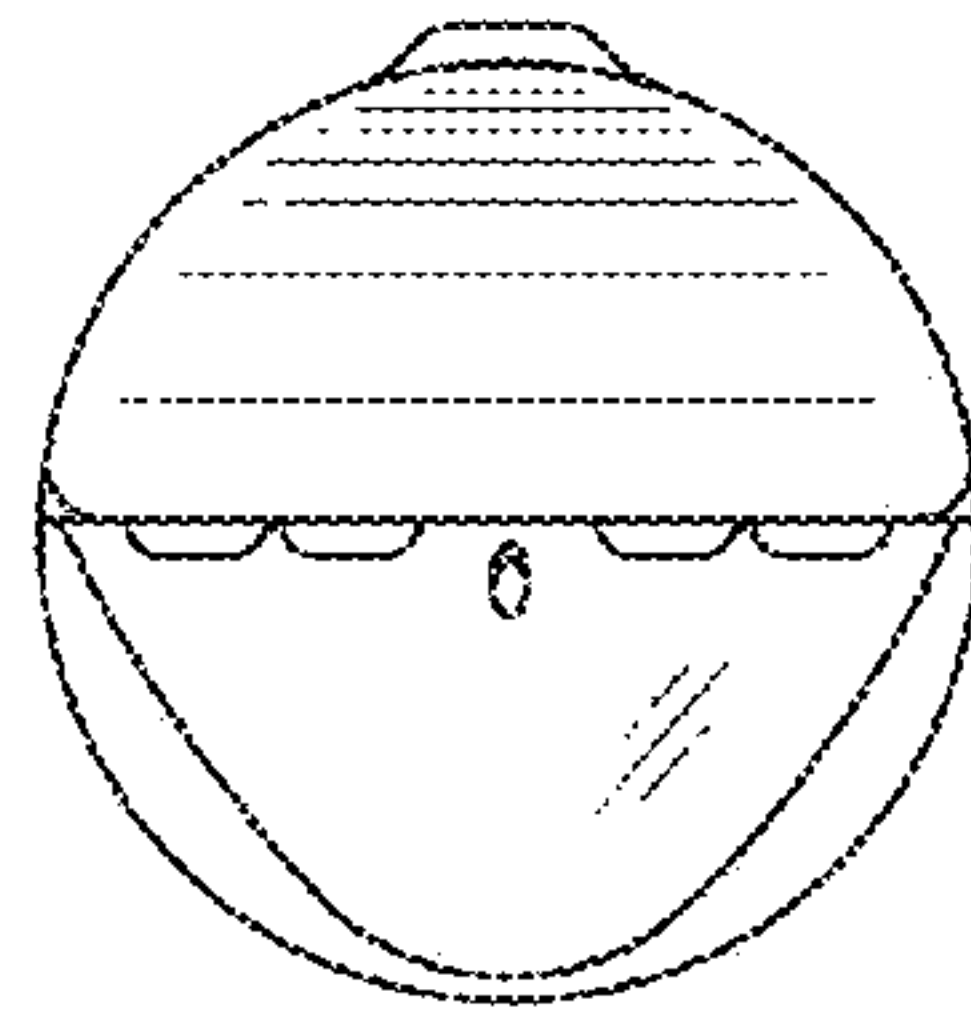


Fig. 7

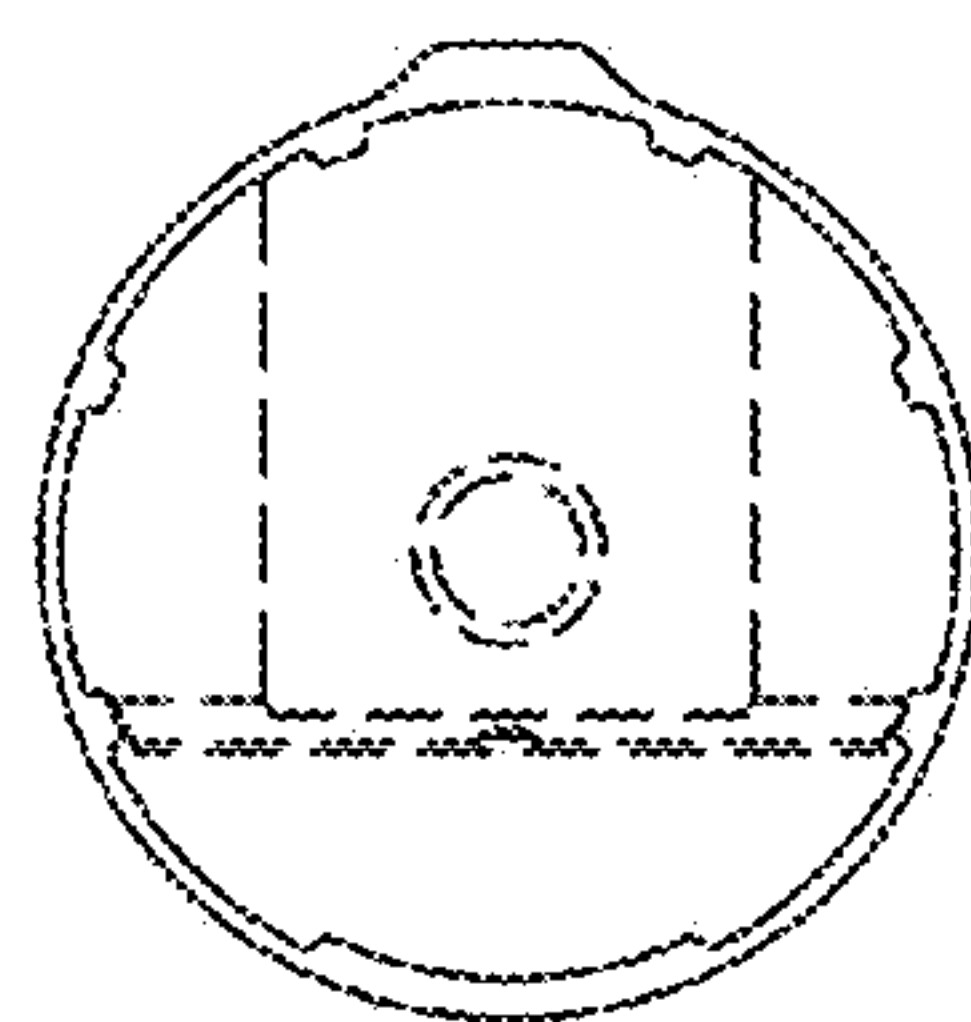


Fig. 8