



US00D707374S

(12) **United States Design Patent**
Kim et al.

(10) **Patent No.:** **US D707,374 S**
(45) **Date of Patent:** **** Jun. 17, 2014**

(54) **HEAD LAMP FOR AUTOMOBILES**

(75) Inventors: **Gyu-Bong Kim**, Seoul (KR); **Sung-Uk Choi**, Seoul (KR); **Mun-Hyo Yoon**, Seoul (KR)

(73) Assignee: **Kia Motors Corporation**, Seoul (KR)

(**) Term: **14 Years**

(21) Appl. No.: **29/395,986**

(22) Filed: **Apr. 30, 2012**

(30) **Foreign Application Priority Data**

Mar. 9, 2012 (KR) 30-2012-0011202

(51) **LOC (10) Cl.** **26-06**

(52) **U.S. Cl.**
USPC **D26/28**

(58) **Field of Classification Search**
USPC D26/28-36; 362/459-468, 475-478,
362/485-487

See application file for complete search history.

(56) **References Cited**

U.S. PATENT DOCUMENTS

D538,956 S * 3/2007 Ishii D26/28
D542,442 S * 5/2007 Matsunami D26/28
D544,614 S * 6/2007 Markefka D26/28

D549,855 S * 8/2007 Moisy et al. D26/28
D561,358 S * 2/2008 Tachibana D26/28
D619,278 S * 7/2010 Choi et al. D26/28
D681,856 S * 5/2013 Tsai D26/28

* cited by examiner

Primary Examiner — Marcus Jackson

(74) *Attorney, Agent, or Firm* — Edwards Wildman Palmer LLP

(57) **CLAIM**

The ornamental design for a head lamp for automobiles, as shown and described.

DESCRIPTION

FIG. 1 is a perspective view of a head lamp for automobiles according to the present invention.

FIG. 2 is a front view of the head lamp for automobiles of FIG. 1.

FIG. 3 is a rear view of the head lamp for automobiles of FIG. 1.

FIG. 4 is a left side view of the head lamp for automobiles of FIG. 1.

FIG. 5 is a right side view of the head lamp for automobiles of FIG. 1.

FIG. 6 is a top view of the head lamp for automobiles of FIG. 1; and,

FIG. 7 is a bottom view of the head lamp for automobiles of FIG. 1.

1 Claim, 7 Drawing Sheets




FIG. 1




FIG. 2




FIG. 3




FIG. 4




FIG. 5




FIG. 6




FIG. 7

