



US00D707370S

(12) **United States Design Patent**  
**Schober et al.**

(10) **Patent No.:** **US D707,370 S**  
(45) **Date of Patent:** **\*\* Jun. 17, 2014**

(54) **ARCHITECTURAL PANEL WITH SCATTER EMBOSSED SURFACE**

(71) Applicants: **Dennis Schober**, Bellevue, WA (US);  
**Todd Darrow**, Edmonds, WA (US);  
**Patrick Williams**, Issaquah, WA (US)

(72) Inventors: **Dennis Schober**, Bellevue, WA (US);  
**Todd Darrow**, Edmonds, WA (US);  
**Patrick Williams**, Issaquah, WA (US)

(73) Assignee: **Lumicor, Inc**, Renton, WA (US)

(\*\*) Term: **14 Years**

(21) Appl. No.: **29/459,246**

(22) Filed: **Jun. 27, 2013**

(51) **LOC (10) Cl.** ..... **25-01**

(52) **U.S. Cl.**  
USPC ..... **D25/111**

(58) **Field of Classification Search**  
USPC ..... D25/48.3, 48.7, 48.8, 103-111, 138,  
D25/149, 155-157, 163; D6/306, 332;  
52/204.59; D26/118-122; 428/13, 38,  
428/49; 312/138.1; D5/6, 16, 24, 37, 60,  
D5/66; D11/139, 151; 264/261  
See application file for complete search history.

(56) **References Cited**

**U.S. PATENT DOCUMENTS**

D22,753 S *	8/1893	Pilkington	.....	D25/103
D69,906 S *	4/1926	Niebuhr	.....	D5/62
D204,633 S *	5/1966	Braun	.....	D25/100
6,939,598 B2 *	9/2005	Heckel et al.	.....	428/156

D549,358 S *	8/2007	Hing	.....	D25/138
D608,024 S *	1/2010	Canales et al.	.....	D25/140
D631,987 S *	2/2011	Martin et al.	.....	D25/138
D631,988 S *	2/2011	Martin et al.	.....	D25/138
D652,960 S *	1/2012	Canales et al.	.....	D25/138
D661,105 S *	6/2012	Gemperline	.....	D5/55

\* cited by examiner

*Primary Examiner* — Susan Bennett Hattan

*Assistant Examiner* — Janice Hallmark

(57) **CLAIM**

We claim the ornamental design for an architectural panel with scatter embossed surface, as shown and described.

**DESCRIPTION**

FIG. 1 is a perspective view of an architectural panel with scatter embossed surface, showing our new design

FIG. 2 is a front view of the architectural panel with scatter embossed surface.

FIG. 3 is a back view of the architectural panel with scatter embossed surface.

FIG. 4 is a left side view of the architectural panel with scatter embossed surface.

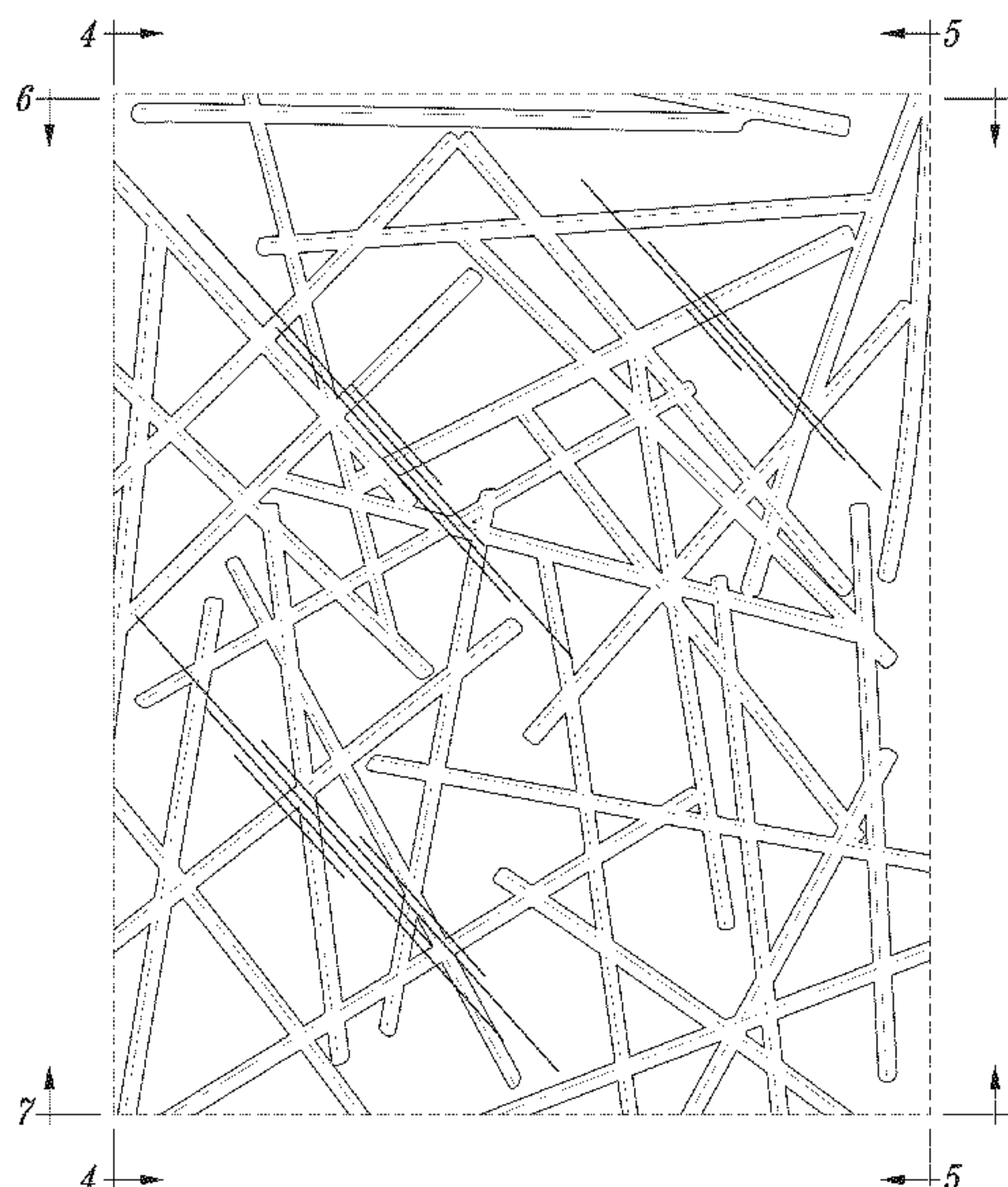
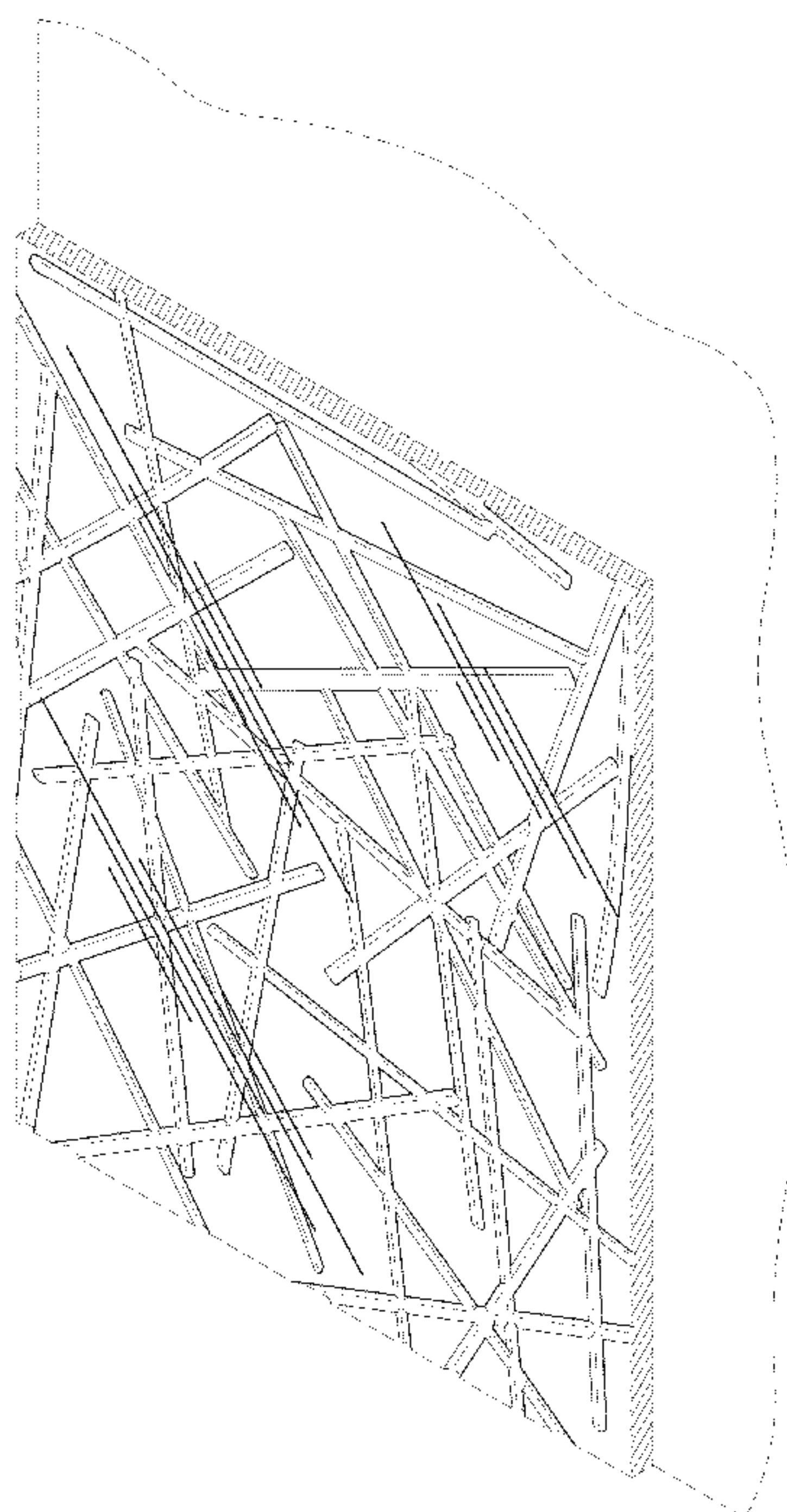
FIG. 5 is a right side view of the architectural panel with scatter embossed surface.

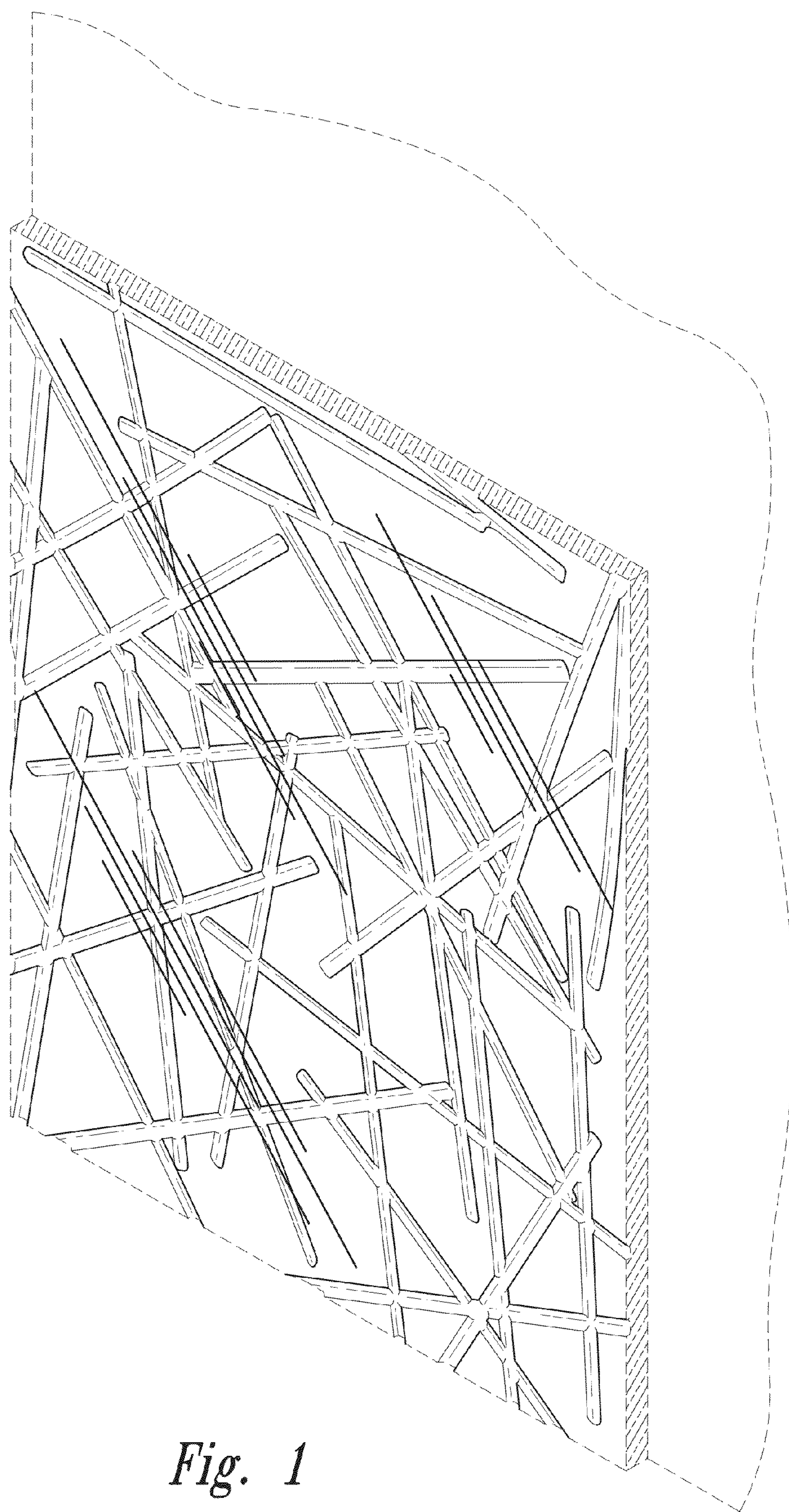
FIG. 6 is a top view of the architectural panel with scatter embossed surface; and,

FIG. 7 is a bottom view of the architectural panel with scatter embossed surface.

The broken lines adjacent to the shaded portions of the design depict the bounds of the claim and all other broken lines depict environmental subject matter. All broken lines form no part of the claim.

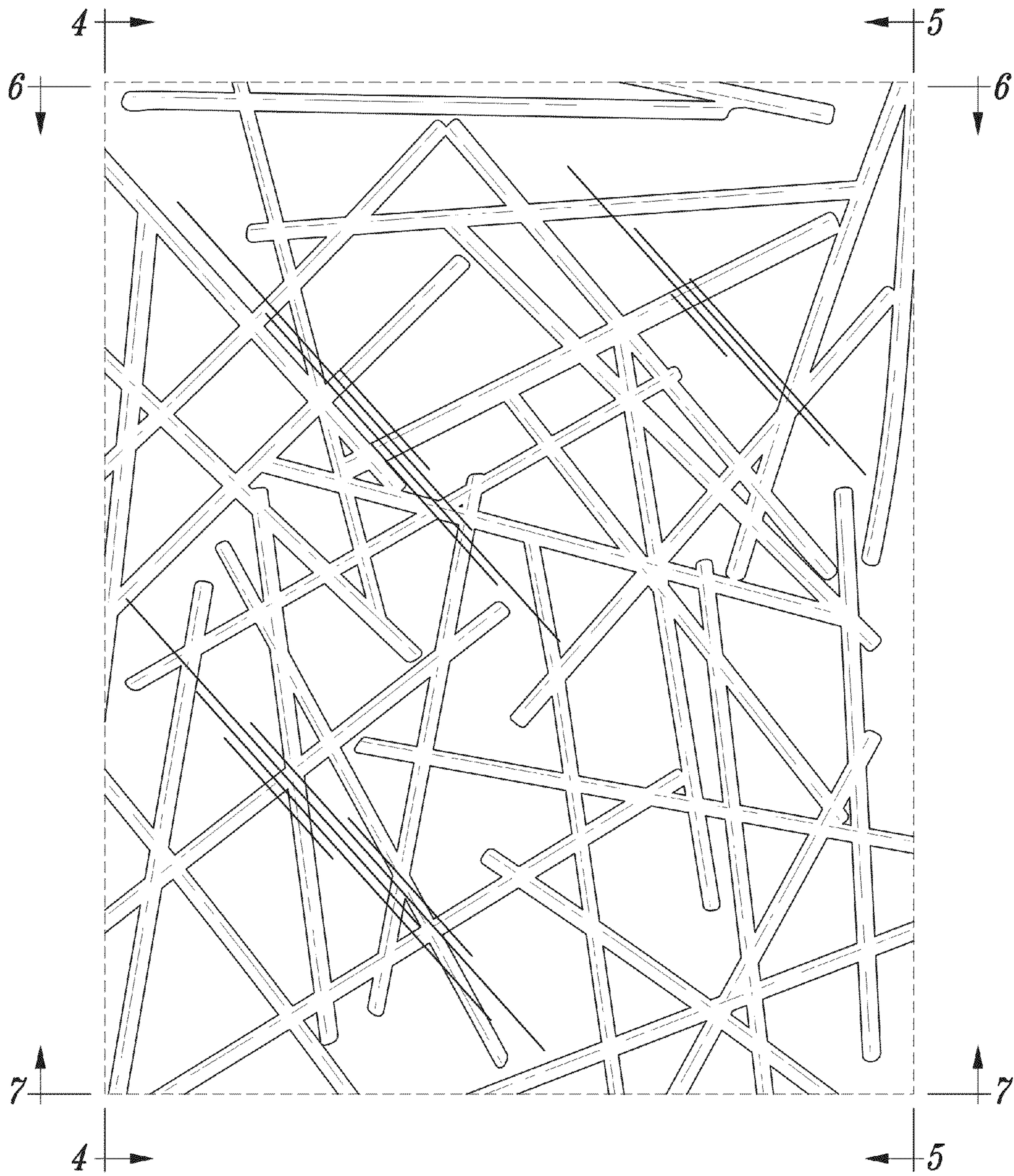
**1 Claim, 4 Drawing Sheets**






*Fig. 1*







*Fig. 2*




*Fig. 3*




*Fig. 4*



*Fig. 5*



*Fig. 6*



*Fig. 7*